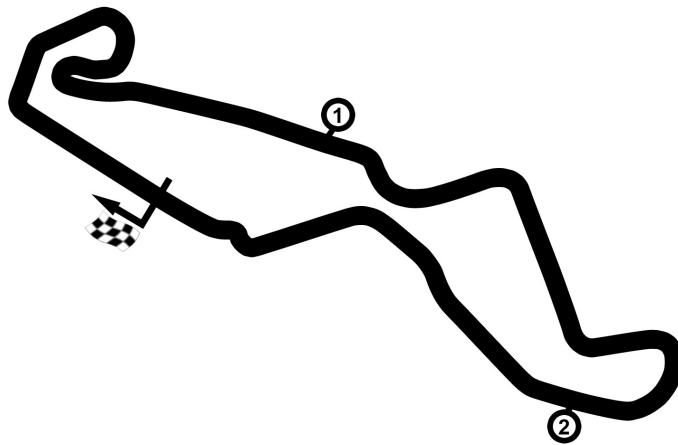


DTM

DTM Assen

race 1



TT Circuit Assen 4555 m

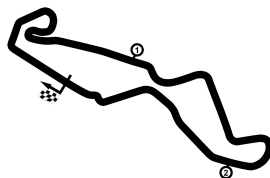
19. - 21.07.2019

DTM Assen

TT Circuit Assen, length 4555 m

19. - 21.07.2019

DTM



DTM

Result race 1, 20.07.2019

-Reg.No.: 0309.19.238

Rk	No	DRIVER/ENTRANT	CAR	LAPS	TIME	GAP	INT	km/h	BEST	IN
1	11	Marco Wittmann (DEU) BMW Team RMG	Schaeffler BMW M4 DTM	31	1:01:15.672			138.298	1:44.676	30
2	51	Nico Müller (CHE) Audi Sport Team Abt Sportsline	Castrol EDGE Audi RS 5 DTM	31	1:01:18.809	03.137	03.137	138.180	1:44.598	30
3	33	René Rast (DEU) Audi Sport Team Rosberg	Audi Sport RS 5 DTM	31	1:01:23.766	08.094	04.957	137.994	1:45.394	29
4	25	Philipp Eng (AUT) BMW Team RMR	ZF BMW M4 DTM	31	1:01:40.985	25.313	17.219	137.352	1:45.848	25
5	16	Timo Glock (DEU) BMW Team RMR	JIVS BMW M4 DTM	31	1:01:41.206	25.534	00.221	137.344	1:45.120	26
6	27	Jonathan Aberdein (RSA) WRT Team Audi Sport	WRT Audi RS 5 DTM	31	1:01:43.559	27.887	02.353	137.257	1:46.054	26
7	53	Jamie Green (GBR) Audi Sport Team Rosberg	Hoffmann Group Audi RS 5 DTM	31	1:01:51.750	36.078	08.191	136.954	1:45.933	30
8	28	Loic Duval (FRA) Audi Sport Team Phoenix	MASCOT WORKWEAR Audi RS 5 DTM	31	1:01:58.168	42.496	06.418	136.717	1:47.403	30
9	99	Mike Rockenfeller (DEU) Audi Sport Team Phoenix	Akrapovic Audi RS 5 DTM	31	1:01:59.328	43.656	01.160	136.675	1:46.954	30
10	31	Sheldon Van der Linde (RSA) BMW Team RBM	Shell BMW M4 DTM	31	1:01:59.856	44.184	00.528	136.655	1:46.101	27
11	21	Pietro Fittipaldi (BRA) WRT Team Audi Sport	WRT Audi RS 5 DTM	31	1:02:00.834	45.162	00.978	136.619	1:46.330	27
12	76	Jake Dennis (GBR) R-Motorsport 1	Aston Martin Vantage DTM	31	1:02:01.541	45.869	00.707	136.593	1:45.059	30
13	62	Ferdinand von Habsburg (AUT) R-Motorsport 2	Aston Martin Vantage DTM	31	1:02:03.766	48.094	02.225	136.512	1:46.254	31
14	3	Paul Di Resta (GBR) R-Motorsport 1	Aston Martin Vantage DTM	31	1:02:04.589	48.917	00.823	136.482	1:44.925	30
15	7	Bruno Spengler (CAN) BMW Team RMG	BMW Bank M4 DTM	31	1:02:09.050	53.378	04.461	136.318	1:45.212	30
16	47	Joel Eriksson (SWE) BMW Team RBM	CATL BMW M4 DTM	31	1:02:16.869	1:01.197	07.819	136.033	1:47.470	27
NOT CLASSIFIED										
	4	Robin Frijns (NLD) Audi Sport Team Abt Sportsline	Aral Ultimate Audi RS 5 DTM	21	44:39.317	10 Runden		128.525	1:47.875	18
	23	Daniel Juncadella (ESP) R-Motorsport 2	Aston Martin Vantage DTM	3	8:56.527	28 Runden		91.690	2:46.067	3

fastest lap: 51 Müller Nico 1:44.598 = 156.772 km/h at lap 30

Issued:

Clerk of the Course:

Timekeeper:

Subject to final scrutineering !





Lapchart: DTM race 1

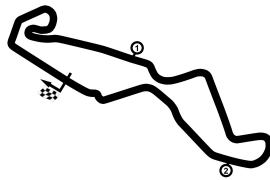
POS	1	2	3	4	5	6	7	8	9	10	11	12	13	14	15	16	17	18
LAP 1	11	33	28	21	16	51	31	7	25	47	27	53	99	23	3	62	76	4
LAP 2	11	33	28	21	16	51	31	7	25	47	27	53	99	23	3	62	76	4
LAP 3	11	33	28	21	16	51	31	7	25	47	27	53	99	23	3	62	76	4
LAP 4	11	33	28	21	16	51	25	7	27	47	99	53	3	4	76	62	31	
LAP 5	11	33	28	21	16	51	25	7	27	47	99	53	3	4	76	62	31	
LAP 6	11	33	28	21	16	51	25	27	47	99	53	4	76	31	62	7	3	
LAP 7	11	33	28	51	21	25	27	47	99	16	53	4	31	76	62	3	7	
LAP 8	11	33	28	51	21	25	27	47	16	99	53	4	31	62	76	7	3	
LAP 9	11	33	28	51	21	25	47	16	27	99	53	4	31	76	62	7	3	
LAP 10	11	33	51	28	21	25	47	16	99	27	53	4	31	76	62	7	3	
LAP 11	11	33	51	21	25	47	16	28	99	27	53	4	31	76	62	7	3	
LAP 12	11	33	51	21	25	16	47	28	99	27	53	4	31	76	62	7	3	
LAP 13	11	33	51	25	21	16	47	28	99	27	53	4	31	76	62	7	3	
LAP 14	11	33	51	25	16	21	47	28	99	27	53	4	31	76	62	7	3	
LAP 15	11	51	33	25	16	21	28	99	27	53	47	4	31	76	62	7	3	
LAP 16	51	11	25	16	21	33	28	99	27	53	47	4	31	76	62	7	3	
LAP 17	51	25	16	21	11	33	28	99	27	53	4	47	31	76	62	7	3	
LAP 18	51	25	16	11	33	28	99	27	53	21	4	31	47	62	76	7	3	
LAP 19	51	25	16	11	33	28	27	99	53	21	4	31	47	62	76	7	3	
LAP 20	51	25	16	11	33	28	27	99	53	4	21	31	47	62	76	7	3	
LAP 21	51	16	25	11	33	27	28	99	53	21	31	47	62	76	7	3	4	
LAP 22	51	16	11	33	25	27	28	99	53	21	31	62	47	76	7	3		
LAP 23	51	11	33	16	25	27	28	99	53	21	31	62	47	76	7	3		
LAP 24	51	11	33	25	16	27	28	99	53	21	31	62	47	76	7	3		
LAP 25	51	11	33	25	16	27	28	53	99	21	31	62	76	47	7	3		
LAP 26	11	51	33	25	16	27	28	53	99	21	31	62	76	47	7	3		
LAP 27	11	51	33	25	16	27	53	28	99	21	31	62	76	47	3	7		
LAP 28	11	51	33	25	16	27	53	28	99	21	31	62	76	3	7	47		
LAP 29	11	51	33	25	16	27	53	28	99	21	31	62	76	3	7	47		
LAP 30	11	51	33	25	16	27	53	28	99	21	31	76	62	3	7	47		
LAP 31	11	51	33	25	16	27	53	28	99	31	21	76	62	3	7	47		

DTM Assen

TT Circuit Assen, length 4555 m

19. - 21.07.2019

DTM



DTM

Lap by Lap race 1, 20.07.2019

-Reg.No.: 0309.19.238

3 Paul Di Resta , Aston Martin Vantage DTM / GBR															
1	3:22.636	2	2:48.724	3	2:45.483	4	2:07.786	5	2:33.960	6	2:05.620	pit	2:03.605	8	3:01.871
9	1:54.813	10	1:52.873	11	1:51.342	12	1:50.837	13	1:50.342	14	1:49.204	15	1:47.573	16	1:48.453
17	1:47.214	18	1:46.804	19	1:47.193	20	1:46.422	21	1:47.231	22	1:46.297	23	1:45.555	24	1:45.029
25	1:45.558	26	1:45.929	27	1:45.863	28	1:45.412	29	1:45.019	30	1:44.925	31	1:45.016		

4 Robin Frijns , Aral Ultimate Audi RS 5 DTM / NLD															
1	3:27.004	2	2:48.981	3	2:42.320	4	2:07.788	5	2:32.715	6	1:58.935	pit	2:02.654	8	2:27.524
9	1:55.006	10	1:54.104	11	1:53.846	12	1:53.264	13	1:51.392	14	1:50.631	15	1:50.919	16	1:51.721
17	1:49.586	18	1:47.875	19	1:48.448	20	1:48.126	pit	2:16.478						

7 Bruno Spengler , BMW Bank M4 DTM / CAN															
1	3:15.791	2	2:48.590	3	2:49.036	4	2:04.541	5	2:37.924	pit	2:07.257	pit	2:19.637	8	2:28.150
9	1:56.593	10	1:54.789	11	1:54.455	12	1:53.625	13	1:51.921	14	1:49.960	15	1:48.673	16	1:48.276
17	1:47.795	18	1:47.427	19	1:46.929	20	1:46.802	21	1:47.324	22	1:46.812	23	1:46.490	24	1:46.771
25	1:46.050	26	1:46.182	27	1:46.923	28	1:48.052	29	1:45.488	30	1:45.212	31	1:45.575		

11 Marco Wittmann , Schaeffler BMW M4 DTM / DEU															
1	3:07.026	2	2:50.173	3	2:52.236	4	1:56.753	5	2:44.898	6	1:54.335	7	1:53.024	8	1:53.300
9	1:52.920	10	1:52.392	11	1:52.132	12	1:51.508	13	1:50.519	14	1:49.833	15	1:49.315	pit	1:55.999
17	2:22.495	18	1:49.340	19	1:48.062	20	1:47.273	21	1:47.086	22	1:46.433	23	1:45.991	24	1:46.186
25	1:45.683	26	1:46.083	27	1:45.174	28	1:44.844	29	1:44.937	30	1:44.676	31	1:45.046		

16 Timo Glock , JIVS BMW M4 DTM / DEU															
1	3:11.486	2	2:50.006	3	2:50.606	4	2:01.657	5	2:40.620	6	1:57.708	7	2:02.467	8	1:52.586
9	1:52.810	10	1:53.360	11	1:54.209	12	1:51.855	13	1:50.657	14	1:49.868	15	1:48.453	16	1:48.406
17	1:47.095	18	1:46.411	19	1:46.201	20	1:48.339	21	1:46.786	pit	1:53.922	23	2:22.425	24	1:49.702
25	1:46.654	26	1:45.120	27	1:46.119	28	1:45.533	29	1:46.456	30	1:46.600	31	1:47.089		

21 Pietro Fittipaldi , WRT Audi RS 5 DTM / BRA															
1	3:10.911	2	2:49.757	3	2:51.158	4	2:01.111	5	2:41.233	6	1:57.641	7	1:55.774	8	1:54.060
9	1:54.996	10	1:54.268	11	1:53.421	12	1:52.137	13	1:53.142	14	1:52.341	15	1:50.357	16	1:49.173
pit	1:56.749	18	2:26.600	19	1:49.576	20	1:48.959	21	1:48.069	22	1:47.013	23	1:46.831	24	1:46.390
25	1:46.696	26	1:46.693	27	1:46.330	28	1:46.981	29	1:47.319	30	1:47.353	31	1:47.795		

23 Daniel Juncadella , Aston Martin Vantage DTM / ESP															
1	3:21.192	2	2:49.268	3	2:46.067										

25 Philipp Eng , ZF BMW M4 DTM / AUT															
1	3:16.624	2	2:49.103	3	2:48.084	4	2:02.347	5	2:38.968	6	1:58.412	7	1:55.054	8	1:54.280
9	1:54.756	10	1:54.166	11	1:53.376	12	1:52.064	13	1:50.666	14	1:49.470	15	1:48.570	16	1:48.173
17	1:47.758	18	1:47.184	19	1:46.929	20	1:48.687	pit	1:56.838	22	2:20.595	23	1:47.612	24	1:46.617
25	1:45.848	26	1:46.355	27	1:45.997	28	1:45.996	29	1:46.742	30	1:46.656	31	1:47.058		

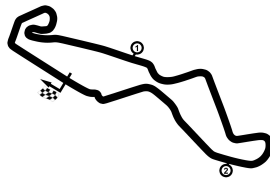
27 Jonathan Aberdein , WRT Audi RS 5 DTM / RSA															
1	3:18.264	2	2:49.326	3	2:47.305	4	2:04.334	5	2:37.495	6	1:57.307	7	1:55.478	8	1:54.261
pit	2:02.783	10	2:28.665	11	1:53.665	12	1:52.283	13	1:51.058	14	1:50.645	15	1:50.263	16	1:48.311
17	1:47.059	18	1:47.502	19	1:46.897	20	1:46.942	21	1:46.992	22	1:46.344	23	1:47.090	24	1:48.016
25	1:46.780	26	1:46.054	27	1:46.542	28	1:46.212	29	1:46.541	30	1:46.297	31	1:46.848		

DTM Assen

TT Circuit Assen, length 4555 m

19. - 21.07.2019

DTM



DTM

Lap by Lap race 1, 20.07.2019

-Reg.No.: 0309.19.238

28 Loic Duval , MASCOT WORKWEAR Audi RS 5 DTM / FRA															
1	3:09.821	2	2:49.900	3	2:51.034	4	1:58.949	5	2:43.392	6	1:54.660	7	1:55.105	8	1:54.469
9	1:54.397	10	1:54.836	pit	2:01.761	12	2:24.845	13	1:52.158	14	1:50.538	15	1:49.103	16	1:48.993
17	1:49.665	18	1:49.015	19	1:48.429	20	1:48.042	21	1:49.723	22	1:48.427	23	1:47.864	24	1:47.554
25	1:48.084	26	1:48.175	27	1:48.766	28	1:47.872	29	1:47.647	30	1:47.403	31	1:47.541		

31 Sheldon Van der Linde , Shell BMW M4 DTM / RSA															
1	3:14.190	2	2:49.198	3	2:49.643	4	2:18.692	5	2:29.201	6	1:59.486	pit	2:03.741	8	2:26.767
9	1:55.258	10	1:53.931	11	1:52.677	12	1:52.964	13	1:51.629	14	1:50.002	15	1:49.980	16	1:51.821
17	1:49.864	18	1:48.689	19	1:48.300	20	1:47.677	21	1:48.005	22	1:47.591	23	1:46.766	24	1:46.635
25	1:46.301	26	1:46.828	27	1:46.101	28	1:46.639	29	1:47.382	30	1:47.450	31	1:46.448		

33 René Rast , Audi Sport RS 5 DTM / DEU															
1	3:07.955	2	2:50.215	3	2:51.822	4	1:58.286	5	2:43.853	6	1:54.587	7	1:53.322	8	1:52.716
9	1:53.372	10	1:53.319	11	1:51.813	12	1:51.721	13	1:50.658	14	1:49.488	pit	1:56.898	16	2:20.470
17	1:48.978	18	1:49.430	19	1:48.227	20	1:47.065	21	1:47.158	22	1:46.710	23	1:46.464	24	1:46.465
25	1:46.049	26	1:45.883	27	1:47.532	28	1:45.510	29	1:45.394	30	1:45.657	31	1:46.749		

47 Joel Eriksson , CATL BMW M4 DTM / SWE															
1	3:17.416	2	2:49.106	3	2:47.711	4	2:06.792	5	2:35.957	6	1:58.412	7	1:54.640	8	1:54.645
9	1:54.419	10	1:53.890	11	1:53.892	12	1:53.417	13	1:52.062	pit	1:59.140	15	2:25.155	16	1:51.272
17	1:50.734	18	1:50.624	19	1:49.021	20	1:47.808	21	1:48.985	22	1:48.697	23	1:48.822	24	1:47.819
25	1:47.532	26	1:48.772	27	1:47.470	28	1:49.707	29	1:47.525	30	1:47.864	31	1:47.563		

51 Nico Müller , Castrol EDGE Audi RS 5 DTM / CHE															
1	3:13.212	2	2:49.264	3	2:49.838	4	2:01.935	5	2:40.360	6	1:57.815	7	1:53.820	8	1:53.033
9	1:53.744	10	1:52.690	11	1:51.727	12	1:51.312	13	1:50.557	14	1:49.632	15	1:48.650	16	1:48.242
17	1:47.373	18	1:46.464	19	1:46.746	20	1:46.224	21	1:46.236	22	1:46.074	23	1:45.746	24	1:45.646
pit	1:53.739	26	2:22.106	27	1:47.439	28	1:45.207	29	1:44.742	30	1:44.598	31	1:44.638		

53 Jamie Green , Hoffmann Group Audi RS 5 DTM / GBR															
1	3:19.116	2	2:49.337	3	2:46.902	4	2:08.248	5	2:34.405	6	1:58.567	pit	2:02.501	8	2:27.806
9	1:54.924	10	1:53.995	11	1:54.473	12	1:52.442	13	1:51.419	14	1:50.779	15	1:50.821	16	1:48.866
17	1:48.510	18	1:48.150	19	1:47.214	20	1:47.504	21	1:47.318	22	1:48.117	23	1:47.402	24	1:46.546
25	1:46.785	26	1:47.063	27	1:47.001	28	1:46.540	29	1:46.792	30	1:45.933	31	1:46.274		

62 Ferdinand von Habsburg , Aston Martin Vantage DTM / AUT															
1	3:24.184	2	2:47.974	3	2:45.233	4	2:10.779	5	2:32.313	6	2:00.537	pit	2:05.598	8	2:30.195
9	1:58.221	10	1:55.971	11	1:52.896	12	1:55.022	13	1:50.974	14	1:50.483	15	1:49.086	16	1:48.608
17	1:48.397	18	1:47.670	19	1:47.151	20	1:47.414	21	1:47.270	22	1:47.550	23	1:47.094	24	1:46.578
25	1:46.593	26	1:46.277	27	1:46.689	28	1:46.804	29	1:46.616	30	1:47.335	31	1:46.254		

76 Jake Dennis , Aston Martin Vantage DTM / GBR															
1	3:25.327	2	2:48.479	3	2:44.099	4	2:09.390	5	2:32.381	6	2:00.622	pit	2:04.911	8	2:32.116
9	1:56.442	10	1:54.282	11	1:53.364	12	1:52.430	13	1:51.734	14	1:50.725	15	1:49.898	16	1:49.695
17	1:49.617	18	1:50.485	19	1:48.306	20	1:47.690	21	1:47.898	22	1:46.830	23	1:47.406	24	1:46.972
25	1:46.820	26	1:46.066	27	1:45.426	28	1:45.323	29	1:45.749	30	1:45.059	31	1:45.999		

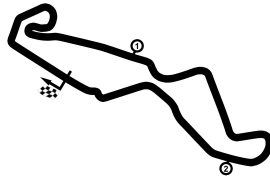
99 Mike Rockenfeller , Akrapovic Audi RS 5 DTM / DEU															
1	3:20.291	2	2:49.316	3	2:46.458	4	2:06.282	5	2:35.032	6	1:58.604	7	1:55.151	pit	2:02.114

DTM Assen

TT Circuit Assen, length 4555 m

19. - 21.07.2019

DTM



DTM

Lap by Lap race 1, 20.07.2019

-Reg.No.: 0309.19.238

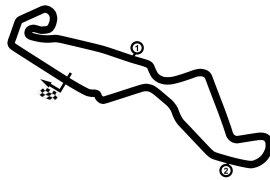
9	2:24.428	10	1:52.631	11	1:53.360	12	1:52.189	13	1:51.408	14	1:51.683	15	1:49.138	16	1:48.921
17	1:49.818	18	1:48.537	19	1:49.877	20	1:49.171	21	1:48.197	22	1:47.053	23	1:47.729	24	1:47.503
25	1:49.278	26	1:47.666	27	1:47.934	28	1:47.424	29	1:47.847	30	1:46.954	31	1:47.334		

DTM Assen

TT Circuit Assen, length 4555 m

19. - 21.07.2019

DTM



-Reg.No.: 0309.19.238

Lap Analysis race 1, 20.07.2019

3 Paul Di Resta , Aston Martin Vantage DTM / GBR									theoretical besttime: 1:44.418								
Lap	Time	S1	V1	S2	V2	S3	V3	Vmax	Lap	Time	S1	V1	S2	V2	S3	V3	Vmax
1	3:22.636	1:32.318	80	1:09.080		41.238	88	80	17	1:47.214	42.053	233	41.678		23.483	192	233
2	2:48.724	1:05.519	80	1:03.461		39.744	107	80	18	1:46.804	41.652	235	41.719		23.433	194	235
3	2:45.483	1:04.379	125	1:00.790		40.314	179	125	19	1:47.193	41.597	233	42.129		23.467	188	233
4	2:07.786	45.868	184	50.908		31.010	186	184	20	1:46.422	41.364	235	41.581		23.477	190	235
5	2:33.960	51.286	119	1:03.046		39.628	187	119	21	1:47.231	41.492	233	41.583		24.156	192	233
6	2:05.620	45.868	205	51.277		28.475	184	205	22	1:46.297	41.340	236	41.376		23.581	187	236
7	2:03.605	44.466	228	45.672				228	23	1:45.555	41.195	236	41.155		23.205	195	236
8	3:01.871	1:50.647	229	46.104		25.120	177	229	24	1:45.029	40.642	236	40.941		23.446	189	236
9	1:54.813	44.677	230	45.030		25.106	179	230	25	1:45.558	41.114	240	41.348		23.096	196	240
10	1:52.873	43.786	231	44.297		24.790	180	231	26	1:45.929	40.960	239	41.518		23.451	195	239
11	1:51.342	42.992	232	43.942		24.408	184	232	27	1:45.863	40.773	241	42.018		23.072	197	241
12	1:50.837	42.785	230	43.858		24.194	187	230	28	1:45.412	41.328	236	41.048		23.036	192	236
13	1:50.342	43.069	232	43.104		24.169	183	232	29	1:45.019	40.990	240	41.092		22.937	193	240
14	1:49.204	42.271	232	42.861		24.072	188	232	30	1:44.925	40.828	240	41.211		22.886	190	240
15	1:47.573	41.758	233	42.130		23.685	187	233	31	1:45.016	40.826	238	41.355		22.835	189	238
16	1:48.453	42.430	233	42.162		23.861	188	233									

4 Robin Frijns , Aral Ultimate Audi RS 5 DTM / NLD									theoretical besttime: 1:47.530								
Lap	Time	S1	V1	S2	V2	S3	V3	Vmax	Lap	Time	S1	V1	S2	V2	S3	V3	Vmax
1	3:27.004	1:36.901	85	1:09.469		40.634	87	85	12	1:53.264	43.872	233	44.694		24.698	189	233
2	2:48.981	1:05.336	82	1:03.290		40.355	98	82	13	1:51.392	42.592	233	44.231		24.569	190	233
3	2:42.320	1:04.969	97	1:00.251		37.100	186	97	14	1:50.631	42.576	237	43.796		24.259	187	237
4	2:07.788	45.448	183	51.797		30.543	182	183	15	1:50.919	42.206	235	43.724		24.989	191	235
5	2:32.715	51.174	104	1:02.866		38.675	190	104	16	1:51.721	42.772	237	44.341		24.608	192	237
6	1:58.935	44.624	198	47.735		26.576	183	198	17	1:49.586	42.304	237	43.190		24.092	193	237
7	2:02.654	43.728	234	45.903				234	18	1:47.875	41.435	239	42.701		23.739	194	239
8	2:27.524	1:15.502	230	46.607		25.415	184	230	19	1:48.448	41.699	238	43.000		23.749	192	238
9	1:55.006	44.109	235	45.595		25.302	181	235	20	1:48.126	41.601	239	42.356		24.169	184	239
10	1:54.104	43.348	236	45.570		25.186	183	236	21	2:16.478	41.631	240	1:00.643				240
11	1:53.846	43.286	235	45.267		25.293	182	235									

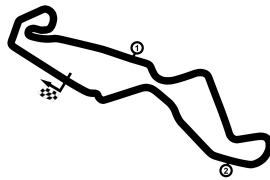
7 Bruno Spengler , BMW Bank M4 DTM / CAN									theoretical besttime: 1:44.753								
Lap	Time	S1	V1	S2	V2	S3	V3	Vmax	Lap	Time	S1	V1	S2	V2	S3	V3	Vmax
1	3:15.791	1:22.132	92	1:10.909		42.750	68	92	17	1:47.795	41.553	236	42.551		23.691	199	236
2	2:48.590	1:02.869	100	1:05.251		40.470	112	100	18	1:47.427	41.378	236	42.324		23.725	197	236
3	2:49.036	1:01.055	136	1:03.202		44.779	174	136	19	1:46.929	41.138	237	42.121		23.670	199	237
4	2:04.541	46.332	224	47.935		30.274	174	224	20	1:46.802	41.114	237	42.150		23.538	197	237
5	2:37.924	53.007	117	1:03.477		41.440	186	117	21	1:47.324	41.211	237	42.487		23.626	195	237
6	2:07.257	45.692	229	47.370				229	22	1:46.812	41.208	237	42.000		23.604	195	237
7	2:19.637	1:00.782	231	45.254				231	23	1:46.490	40.986	237	41.993		23.511	192	237
8	2:28.150	1:16.109	231	46.450		25.591	190	231	24	1:46.771	41.136	238	42.182		23.453	194	238
9	1:56.593	44.966	232	46.233		25.394	178	232	25	1:46.050	41.374	239	41.411		23.265	193	239
10	1:54.789	43.736	233	45.841		25.212	182	233	26	1:46.182	40.955	241	41.985		23.242	192	241
11	1:54.455	43.443	233	45.550		25.462	183	233	27	1:46.923	40.909	241	42.899		23.115	197	241
12	1:53.625	43.304	232	45.099		25.222	186	232	28	1:48.052	42.007	239	42.972		23.073	195	239
13	1:51.921	42.898	232	44.345		24.678	189	232	29	1:45.488	40.982	241	41.753		22.753	198	241
14	1:49.960	42.285	234	43.555		24.120	194	234	30	1:45.212	40.834	242	41.865		22.513	198	242
15	1:48.673	42.012	235	42.863		23.798	193	235	31	1:45.575	40.829	241	41.831		22.915	192	241
16	1:48.276	41.918	235	42.840		23.518	195	235									

DTM Assen

TT Circuit Assen, length 4555 m

19. - 21.07.2019

DTM



-Reg.No.: 0309.19.238

Lap Analysis race 1, 20.07.2019

11 Marco Wittmann , Schaeffler BMW M4 DTM / DEU										theoretical besttime: 1:44.571							
Lap	Time	S1	V1	S2	V2	S3	V3	Vmax	Lap	Time	S1	V1	S2	V2	S3	V3	Vmax
1	3:07.026	1:11.834	133	1:12.658		42.534	110	133	17	2:22.495	1:13.841	229	44.508		24.146	186	229
2	2:50.173	1:01.151	138	1:08.670		40.352	131	138	18	1:49.340	42.844	234	43.124		23.372	190	234
3	2:52.236	59.396	161	1:05.735		47.105	179	161	19	1:48.062	42.336	236	42.567		23.159	192	236
4	1:56.753	43.718	230	47.142		25.893	189	230	20	1:47.273	41.980	237	42.195		23.098	194	237
5	2:44.898	56.235	151	1:05.900		42.763	188	151	21	1:47.086	41.859	237	42.077		23.150	188	237
6	1:54.335	45.065	232	44.844		24.426	192	232	22	1:46.433	41.634	236	41.770		23.029	194	236
7	1:53.024	43.926	233	44.694		24.404	190	233	23	1:45.991	41.235	238	41.667		23.089	190	238
8	1:53.300	43.651	234	44.967		24.682	185	234	24	1:46.186	41.503	238	41.755		22.928	193	238
9	1:52.920	43.618	233	44.871		24.431	184	233	25	1:45.683	41.294	238	41.681		22.708	194	238
10	1:52.392	43.214	235	44.440		24.738	180	235	26	1:46.083	40.962	237	42.229		22.892	189	237
11	1:52.132	43.211	235	44.672		24.249	184	235	27	1:45.174	41.071	237	41.431		22.672	193	237
12	1:51.508	43.211	235	44.152		24.145	188	235	28	1:44.844	40.848	237	41.292		22.704	192	237
13	1:50.519	42.966	235	43.547		24.006	186	235	29	1:44.937	40.965	238	41.414		22.558	194	238
14	1:49.833	42.936	234	43.212		23.685	189	234	30	1:44.676	40.845	239	41.340		22.491	195	239
15	1:49.315	42.543	235	42.722		24.050	182	235	31	1:45.046	40.788	239	41.621		22.637	195	239
16	1:55.999	41.985	235	42.583				235									

16 Timo Glock , JIVS BMW M4 DTM / DEU										theoretical besttime: 1:45.044							
Lap	Time	S1	V1	S2	V2	S3	V3	Vmax	Lap	Time	S1	V1	S2	V2	S3	V3	Vmax
1	3:11.486	1:17.584	119	1:11.979		41.923	93	119	17	1:47.095	41.367	235	42.003		23.725	189	235
2	2:50.006	1:03.242	112	1:06.257		40.507	103	112	18	1:46.411	41.333	234	41.951		23.127	193	234
3	2:50.606	1:00.967	141	1:02.822		46.817	177	141	19	1:46.201	40.871	233	42.019		23.311	197	233
4	2:01.657	43.712	225	47.978		29.967	179	225	20	1:48.339	41.214	235	42.502		24.623	180	235
5	2:40.620	52.640	138	1:05.350		42.630	185	138	21	1:46.786	41.528	235	41.838		23.420	196	235
6	1:57.708	45.436	223	46.123		26.149	173	223	22	1:53.922	41.092	233	41.814				233
7	2:02.467	51.795	225	45.464		25.208	178	225	23	2:22.425	1:14.295	230	44.278		23.852	187	230
8	1:52.586	43.102	231	44.951		24.533	185	231	24	1:49.702	43.036	235	43.395		23.271	196	235
9	1:52.810	43.377	230	44.537		24.896	186	230	25	1:46.654	40.933	236	42.642		23.079	195	236
10	1:53.360	43.316	229	44.925		25.119	178	229	26	1:45.120	40.560	238	41.707		22.853	195	238
11	1:54.209	43.668	222	45.466		25.075	177	222	27	1:46.119	41.304	238	41.904		22.911	195	238
12	1:51.855	42.777	229	44.506		24.572	184	229	28	1:45.533	40.484	238	41.835		23.214	193	238
13	1:50.657	42.060	230	43.944		24.653	180	230	29	1:46.456	40.777	240	42.631		23.048	193	240
14	1:49.868	42.506	229	42.907		24.455	178	229	30	1:46.600	41.174	240	42.249		23.177	193	240
15	1:48.453	42.272	231	42.432		23.749	192	231	31	1:47.089	41.634	239	42.334		23.121	196	239
16	1:48.406	41.899	233	42.873		23.634	192	233									

21 Pietro Fittipaldi , WRT Audi RS 5 DTM / BRA										theoretical besttime: 1:45.522							
Lap	Time	S1	V1	S2	V2	S3	V3	Vmax	Lap	Time	S1	V1	S2	V2	S3	V3	Vmax
1	3:10.911	1:16.692	134	1:11.542		42.677	101	134	17	1:56.749	41.894	237	43.098				237
2	2:49.757	1:01.671	136	1:07.889		40.197	110	136	18	2:26.600	1:16.484	235	45.653		24.463	190	235
3	2:51.158	59.850	167	1:03.857		47.451	183	167	19	1:49.576	42.762	237	42.868		23.946	191	237
4	2:01.111	43.668	232	47.506		29.937	180	232	20	1:48.959	42.053	240	43.076		23.830	190	240
5	2:41.233	52.552	133	1:05.696		42.985	183	133	21	1:48.069	41.676	241	42.889		23.504	191	241
6	1:57.641	44.563	232	46.968		26.110	184	232	22	1:47.013	41.483	239	42.175		23.355	190	239
7	1:55.774	44.375	232	46.142		25.257	182	232	23	1:46.831	41.157	239	41.946		23.728	191	239
8	1:54.060	43.783	235	45.095		25.182	183	235	24	1:46.390	41.026	240	41.872		23.492	193	240
9	1:54.996	44.012	232	45.682		25.302	184	232	25	1:46.696	41.199	242	41.937		23.560	194	242
10	1:54.268	43.697	236	44.956		25.615	180	236	26	1:46.693	41.096	241	42.343		23.254	195	241
11	1:53.421	43.159	235	45.129		25.133	179	235	27	1:46.330	40.885	245	41.972		23.473	193	245
12	1:52.137	42.851	236	44.529		24.757	186	236	28	1:46.981	41.276	245	42.442		23.263	193	245
13	1:53.142	43.197	232	44.888		25.057	180	232	29	1:47.319	41.788	243	42.299		23.232	198	243
14	1:52.341	43.288	232	44.103		24.950	179	232	30	1:47.353	41.373	241	42.863		23.117	190	241
15	1:50.357	42.679	236	43.453		24.225	185	236	31	1:47.795	42.099	240	42.931		22.765	197	240
16	1:49.173	42.125	236	43.272		23.776	189	236									

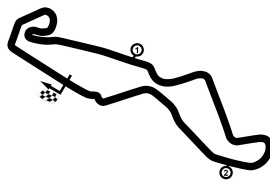
23 Daniel Juncadella , Aston Martin Vantage DTM / ESP										theoretical besttime: 2:44.074							
Lap	Time	S1	V1	S2	V2	S3	V3	Vmax	Lap	Time	S1	V1	S2	V2	S3	V3	Vmax
1	3:21.192	1:30.672	82	1:09.160		41.360	82	82	3	2:46.067	1:03.911	155	1:00.421		41.728	164	155
2	2:49.268	1:04.652	88	1:04.881		39.735	110	88									

DTM Assen

TT Circuit Assen, length 4555 m

19. - 21.07.2019

DTM



-Reg.No.: 0309.19.238

Lap Analysis race 1, 20.07.2019

25 Philipp Eng , ZF BMW M4 DTM / AUT

theoretical besttime: 1:45.533

Lap	Time	S1	V1	S2	V2	S3	V3	Vmax	Lap	Time	S1	V1	S2	V2	S3	V3	Vmax
1	3:16.624	1:23.462	94	1:10.907		42.255	67	94	17	1:47.758	41.688	236	42.478		23.592	190	236
2	2:49.103	1:03.464	94	1:05.703		39.936	93	94	18	1:47.184	41.237	236	42.438		23.509	198	236
3	2:48.084	1:01.842	145	1:02.197		44.045	186	145	19	1:46.929	41.155	235	42.443		23.331	198	235
4	2:02.347	44.968	193	47.636		29.743	190	193	20	1:48.687	41.316	237	42.600		24.771	190	237
5	2:38.968	52.222	137	1:05.031		41.715	191	137	21	1:56.838	41.253	237	43.442				237
6	1:58.412	45.276	197	46.932		26.204	185	197	22	2:20.595	1:13.063	233	43.702		23.830	192	233
7	1:55.054	43.888	223	45.992		25.174	189	223	23	1:47.612	41.439	236	42.664		23.509	191	236
8	1:54.280	43.318	230	45.668		25.294	190	230	24	1:46.617	40.528	238	43.021		23.068	197	238
9	1:54.756	43.502	231	45.598		25.656	183	231	25	1:45.848	40.745	238	42.043		23.060	195	238
10	1:54.166	43.279	231	45.469		25.418	187	231	26	1:46.355	40.573	240	42.316		23.466	191	240
11	1:53.376	43.382	230	44.880		25.114	185	230	27	1:45.997	40.809	241	42.226		22.962	197	241
12	1:52.064	42.892	232	44.457		24.715	188	232	28	1:45.996	40.729	240	42.265		23.002	197	240
13	1:50.666	42.434	229	43.901		24.331	193	229	29	1:46.742	40.865	241	42.857		23.020	192	241
14	1:49.470	42.112	233	43.236		24.122	190	233	30	1:46.656	41.042	241	42.505		23.109	195	241
15	1:48.570	41.776	235	42.799		23.995	191	235	31	1:47.058	41.309	241	42.639		23.110	192	241
16	1:48.173	41.752	236	42.540		23.881	194	236									

27 Jonathan Aberdein , WRT Audi RS 5 DTM / RSA

theoretical besttime: 1:45.718

Lap	Time	S1	V1	S2	V2	S3	V3	Vmax	Lap	Time	S1	V1	S2	V2	S3	V3	Vmax
1	3:18.264	1:25.835	100	1:11.006		41.423	71	100	17	1:47.059	41.273	238	42.325		23.461	193	238
2	2:49.326	1:03.909	88	1:05.305		40.112	97	88	18	1:47.502	41.226	237	42.577		23.699	190	237
3	2:47.305	1:02.421	113	1:01.732		43.152	185	113	19	1:46.897	41.425	238	42.126		23.346	191	238
4	2:04.334	45.845	230	48.213		30.276	178	230	20	1:46.942	41.324	239	42.276		23.342	194	239
5	2:37.495	52.687	113	1:03.402		41.406	187	113	21	1:46.992	41.387	239	42.139		23.466	190	239
6	1:57.307	44.806	231	46.173		26.328	189	231	22	1:46.344	40.984	239	42.119		23.241	193	239
7	1:55.478	44.212	231	45.475		25.791	187	231	23	1:47.090	41.156	240	42.401		23.533	192	240
8	1:54.261	43.178	235	45.355		25.728	185	235	24	1:48.016	40.881	245	43.548		23.587	192	245
9	2:02.783	43.033	233	45.748		45.748		233	25	1:46.780	41.129	241	42.341		23.310	191	241
10	2:28.665	1:16.701	231	46.653		25.311	175	231	26	1:46.054	40.925	240	41.881		23.248	197	240
11	1:53.665	43.603	236	45.090		24.972	185	236	27	1:46.542	41.124	240	42.065		23.353	190	240
12	1:52.283	42.881	236	44.445		24.957	186	236	28	1:46.212	41.038	240	42.218		22.956	194	240
13	1:51.058	43.124	234	43.463		24.471	184	234	29	1:46.541	41.231	241	42.208		23.102	198	241
14	1:50.645	42.989	235	43.346		24.310	189	235	30	1:46.297	40.970	242	42.268		23.059	199	242
15	1:50.263	42.250	235	43.595		24.418	185	235	31	1:46.848	41.056	242	42.555		23.237	197	242
16	1:48.311	41.522	238	42.980		23.809	191	238									

28 Loic Duval , MASCOT WORKWEAR Audi RS 5 DTM / FRA

theoretical besttime: 1:47.029

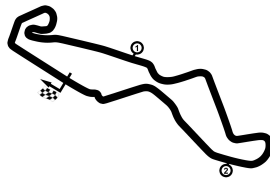
Lap	Time	S1	V1	S2	V2	S3	V3	Vmax	Lap	Time	S1	V1	S2	V2	S3	V3	Vmax
1	3:09.821	1:15.477	118	1:11.718		42.626	99	118	17	1:49.665	42.584	238	43.053		24.028	182	238
2	2:49.900	1:01.947	138	1:08.050		39.903	107	138	18	1:49.015	42.302	237	43.125		23.588	189	237
3	2:51.034	1:00.100	151	1:03.992		46.942	183	151	19	1:48.429	42.218	238	42.751		23.460	188	238
4	1:58.949	44.043	207	47.464		27.442	184	207	20	1:48.042	41.920	239	42.726		23.396	189	239
5	2:43.392	55.006	137	1:05.887		42.499	187	137	21	1:49.723	42.578	236	43.497		23.648	188	236
6	1:54.660	44.219	232	45.234		25.207	182	232	22	1:48.427	42.011	237	42.866		23.550	187	237
7	1:55.105	44.396	231	45.467		25.242	180	231	23	1:47.864	41.833	239	42.653		23.378	189	239
8	1:54.469	44.253	235	45.396		24.820	185	235	24	1:47.554	41.632	240	42.524		23.398	189	240
9	1:54.397	44.556	233	45.205		24.636	185	233	25	1:48.084	41.861	239	42.554		23.669	184	239
10	1:54.836	44.455	230	45.831		24.550	183	230	26	1:48.175	41.852	240	42.833		23.490	191	240
11	2:01.761	43.934	232	45.350				232	27	1:48.766	42.449	240	43.011		23.306	191	240
12	2:24.845	1:14.629	232	45.590		24.626	186	232	28	1:47.872	41.803	240	42.804		23.265	190	240
13	1:52.158	43.511	233	44.435		24.212	184	233	29	1:47.647	41.854	240	42.574		23.219	189	240
14	1:50.538	42.678	235	43.891		23.969	190	235	30	1:47.403	41.770	241	42.645		22.988	190	241
15	1:49.103	42.283	236	43.056		23.764	188	236	31	1:47.541	41.517	241	42.661		23.363	189	241
16	1:48.993	42.174	238	42.951		23.868	182	238									

DTM Assen

TT Circuit Assen, length 4555 m

19. - 21.07.2019

DTM



DTM

-Reg.No.: 0309.19.238

Lap Analysis race 1, 20.07.2019

31 Sheldon Van der Linde , Shell BMW M4 DTM / RSA

theoretical besttime: 1:45.712

Lap	Time	S1	V1	S2	V2	S3	V3	Vmax	Lap	Time	S1	V1	S2	V2	S3	V3	Vmax
1	3:14.190	1:20.888	95	1:10.932		42.370	97	95	17	1:49.864	42.352	227	43.228		24.284	187	227
2	2:49.198	1:03.007	106	1:05.673		40.518	100	106	18	1:48.689	42.646	231	42.811		23.232	198	231
3	2:49.643	1:01.054	124	1:03.035		45.554	178	124	19	1:48.300	41.582	235	42.872		23.846	181	235
4	2:18.692	1:00.164	203	47.883		30.645	167	203	20	1:47.677	41.659	237	42.529		23.489	198	237
5	2:29.201	55.861	112	55.066		38.274	183	112	21	1:48.005	41.660	238	43.011		23.334	198	238
6	1:59.486	45.537	215	47.439		26.510	182	215	22	1:47.591	41.827	237	42.533		23.231	196	237
7	2:03.741	44.457	226	45.971				226	23	1:46.766	41.544	237	42.161		23.061	197	237
8	2:26.767	1:14.652	226	46.381		25.734	185	226	24	1:46.635	41.399	238	42.097		23.139	198	238
9	1:55.258	45.012	230	45.391		24.855	187	230	25	1:46.301	41.120	239	42.077		23.104	193	239
10	1:53.931	44.201	230	45.050		24.680	188	230	26	1:46.828	41.431	240	42.300		23.097	197	240
11	1:52.677	43.750	231	44.541		24.386	185	231	27	1:46.101	40.925	240	42.070		23.106	199	240
12	1:52.964	43.325	232	44.941		24.698	181	232	28	1:46.639	41.263	241	42.456		22.920	198	241
13	1:51.629	43.506	230	43.953		24.170	185	230	29	1:47.382	42.428	239	42.237		22.717	199	239
14	1:50.002	42.854	233	43.426		23.722	185	233	30	1:47.450	41.358	243	43.059		23.033	194	243
15	1:49.980	42.413	233	43.530		24.037	185	233	31	1:46.448	41.435	239	42.237		22.776	195	239
16	1:51.821	42.999	225	43.984		24.838	181	225									

33 René Rast , Audi Sport RS 5 DTM / DEU

theoretical besttime: 1:45.233

Lap	Time	S1	V1	S2	V2	S3	V3	Vmax	Lap	Time	S1	V1	S2	V2	S3	V3	Vmax
1	3:07.955	1:13.872	122	1:11.835		42.248	86	122	17	1:48.978	42.349	237	43.120		23.509	194	237
2	2:50.215	1:01.422	152	1:08.650		40.143	121	152	18	1:49.430	42.739	237	43.061		23.630	192	237
3	2:51.822	1:00.011	162	1:04.745		47.066	188	162	19	1:48.227	42.071	239	42.684		23.472	192	239
4	1:58.286	43.279	232	48.050		26.957	185	232	20	1:47.065	41.482	242	42.341		23.242	194	242
5	2:43.853	55.586	141	1:05.655		42.612	192	141	21	1:47.158	41.520	240	42.448		23.190	192	240
6	1:54.587	44.266	232	45.123		25.198	185	232	22	1:46.710	41.193	242	42.374		23.143	196	242
7	1:53.322	43.506	233	44.958		24.858	180	233	23	1:46.464	41.114	241	42.001		23.349	190	241
8	1:52.716	43.450	233	44.677		24.589	189	233	24	1:46.465	41.240	244	41.945		23.280	192	243
9	1:53.372	43.338	235	44.931		25.103	177	235	25	1:46.049	41.372	244	41.642		23.035	191	244
10	1:53.319	43.380	237	45.096		24.843	181	237	26	1:45.883	41.007	243	41.726		23.150	188	243
11	1:51.813	42.807	237	44.560		24.446	186	237	27	1:47.532	41.035	243	42.981		23.516	189	243
12	1:51.721	42.911	238	44.130		24.680	182	238	28	1:45.510	41.052	244	41.620		22.838	195	244
13	1:50.658	42.612	235	43.945		24.101	187	235	29	1:45.394	40.872	244	41.611		22.911	193	244
14	1:49.488	41.968	236	43.580		23.940	191	236	30	1:45.657	41.050	244	41.857		22.750	197	244
15	1:56.898	42.245	237	43.267				237	31	1:46.749	41.271	241	42.216		23.262	181	241
16	2:20.470	1:12.325	236	44.230		23.915	195	236									

47 Joel Eriksson , CATL BMW M4 DTM / SWE

theoretical besttime: 1:46.671

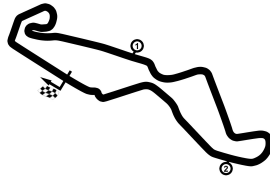
Lap	Time	S1	V1	S2	V2	S3	V3	Vmax	Lap	Time	S1	V1	S2	V2	S3	V3	Vmax
1	3:17.416	1:24.945	92	1:11.108		41.363	73	92	17	1:50.734	42.268	235	44.034		24.432	191	235
2	2:49.106	1:04.188	87	1:05.354		39.564	86	87	18	1:50.624	42.289	236	44.155		24.180	187	236
3	2:47.711	1:02.378	113	1:01.796		43.537	185	113	19	1:49.021	42.123	237	43.212		23.686	186	237
4	2:06.792	46.859	218	48.780		31.153	179	218	20	1:47.808	41.347	239	43.086		23.375	193	239
5	2:35.957	51.851	110	1:03.286		40.820	183	110	21	1:48.985	41.247	238	43.854		23.884	188	238
6	1:58.412	45.294	190	47.370		25.748	186	190	22	1:48.697	41.498	237	42.991		24.208	182	237
7	1:54.640	43.674	226	45.913		25.053	187	226	23	1:48.822	42.195	237	43.132		23.495	189	237
8	1:54.645	43.341	229	45.958		25.346	185	229	24	1:47.819	41.463	239	42.827		23.529	185	239
9	1:54.419	42.881	228	46.281		25.257	186	228	25	1:47.532	41.341	239	42.442		23.749	181	239
10	1:53.890	42.978	231	45.588		25.324	180	231	26	1:48.772	42.180	239	42.910		23.682	186	239
11	1:53.892	43.080	231	45.906		24.906	185	231	27	1:47.470	41.009	239	42.865		23.596	184	239
12	1:53.417	42.524	231	45.486		25.407	188	231	28	1:49.707	42.310	238	44.081		23.316	195	238
13	1:52.062	43.085	229	44.737		24.240	188	229	29	1:47.525	41.176	238	43.083		23.266	196	238
14	1:59.140	42.472	233	44.694				233	30	1:47.864	41.735	240	42.778		23.351	192	240
15	2:25.155	1:13.682	230	46.453		25.020	184	230	31	1:47.563	41.562	236	42.781		23.220	192	236
16	1:51.272	42.402	233	44.984		23.886	191	233									

DTM Assen

TT Circuit Assen, length 4555 m

19. - 21.07.2019

DTM



-Reg.No.: 0309.19.238

Lap Analysis race 1, 20.07.2019

51 Nico Müller , Castrol EDGE Audi RS 5 DTM / CHE									theoretical besttime: 1:44.220								
Lap	Time	S1	V1	S2	V2	S3	V3	Vmax	Lap	Time	S1	V1	S2	V2	S3	V3	Vmax
1	3:13.212	1:19.761	94	1:10.448		43.003	102	94	17	1:47.373	41.487	237	42.583		23.303	193	237
2	2:49.264	1:02.721	109	1:06.060		40.483	96	109	18	1:46.464	40.898	237	42.303		23.263	192	237
3	2:49.838	1:00.906	119	1:02.661		46.271	175	119	19	1:46.746	41.141	237	42.317		23.288	191	237
4	2:01.935	43.868	208	48.460		29.607	186	208	20	1:46.224	40.885	238	42.045		23.294	192	238
5	2:40.360	52.795	172	1:05.485		42.080	187	172	21	1:46.236	41.027	238	42.070		23.139	193	238
6	1:57.815	44.697	233	46.953		26.165	174	233	22	1:46.074	40.983	238	42.037		23.054	194	238
7	1:53.820	43.960	231	45.029		24.831	189	231	23	1:45.746	40.672	240	42.011		23.063	192	240
8	1:53.033	43.135	238	45.323		24.575	189	238	24	1:45.646	40.676	240	41.891		23.079	195	240
9	1:53.744	43.158	236	45.691		24.895	187	236	25	1:53.739	40.609	240	42.087				240
10	1:52.690	42.920	236	45.161		24.609	186	236	26	2:22.106	1:13.704	233	44.552		23.850	194	233
11	1:51.727	42.788	237	44.512		24.427	189	237	27	1:47.439	41.474	240	42.874		23.091	193	240
12	1:51.312	42.120	237	44.523		24.669	189	237	28	1:45.207	40.745	240	41.745		22.717	197	240
13	1:50.557	42.066	237	44.154		24.337	187	237	29	1:44.742	40.451	241	41.495		22.796	197	241
14	1:49.632	41.893	236	43.826		23.913	189	236	30	1:44.598	40.343	242	41.770		22.485	198	242
15	1:48.650	41.751	237	43.145		23.754	190	237	31	1:44.638	40.240	242	41.743		22.655	196	242
16	1:48.242	41.459	237	43.173		23.610	190	237									

53 Jamie Green , Hoffmann Group Audi RS 5 DTM / GBR									theoretical besttime: 1:45.392								
Lap	Time	S1	V1	S2	V2	S3	V3	Vmax	Lap	Time	S1	V1	S2	V2	S3	V3	Vmax
1	3:19.116	1:27.898	94	1:09.839		41.379	70	94	17	1:48.510	41.617	237	43.288		23.605	191	237
2	2:49.337	1:04.484	86	1:04.846		40.007	111	86	18	1:48.150	41.772	236	42.979		23.399	193	236
3	2:46.902	1:02.871	112	1:01.421		42.610	183	112	19	1:47.214	41.111	237	42.722		23.381	193	237
4	2:08.248	46.774	158	50.338		31.136	179	158	20	1:47.504	41.542	237	42.640		23.322	192	237
5	2:34.405	51.013	108	1:03.206		40.186	184	108	21	1:47.318	41.184	239	42.781		23.353	194	239
6	1:58.567	44.833	229	47.419		26.315	181	229	22	1:48.117	41.580	239	42.968		23.569	190	239
7	2:02.501	44.700	231	45.647				231	23	1:47.402	41.380	239	42.582		23.440	192	239
8	2:27.806	1:15.732	224	46.973		25.101	183	224	24	1:46.546	40.925	240	42.419		23.202	197	240
9	1:54.924	44.428	230	45.845		24.651	184	230	25	1:46.785	41.309	239	42.359		23.117	197	239
10	1:53.995	43.195	237	45.540		25.260	178	237	26	1:47.063	40.733	241	42.996		23.334	195	241
11	1:54.473	43.722	232	45.712		25.039	185	232	27	1:47.001	41.448	239	42.319		23.234	193	239
12	1:52.442	43.059	234	44.880		24.503	184	234	28	1:46.540	41.187	239	42.357		22.996	192	239
13	1:51.419	41.927	232	44.908		24.584	188	232	29	1:46.792	41.215	240	42.547		23.030	195	240
14	1:50.779	43.056	236	43.610		24.113	188	236	30	1:45.933	40.684	241	42.294		22.955	193	241
15	1:50.821	42.301	237	44.352		24.168	188	237	31	1:46.274	41.308	242	42.552		22.414	180	242
16	1:48.866	41.770	236	43.388		23.708	191	236									

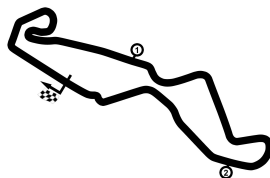
62 Ferdinand von Habsburg , Aston Martin Vantage DTM / AUT									theoretical besttime: 1:45.863								
Lap	Time	S1	V1	S2	V2	S3	V3	Vmax	Lap	Time	S1	V1	S2	V2	S3	V3	Vmax
1	3:24.184	1:33.016	103	1:10.012		41.156	100	103	17	1:48.397	42.111	231	42.792		23.494	192	231
2	2:47.974	1:04.733	97	1:03.884		39.357	82	97	18	1:47.670	41.747	231	42.523		23.400	195	231
3	2:45.233	1:04.814	147	1:00.630		39.789	174	147	19	1:47.151	41.559	233	42.441		23.151	196	233
4	2:10.779	47.972	184	52.072		30.735	174	184	20	1:47.414	41.551	234	42.544		23.319	191	234
5	2:32.313	51.153	121	1:02.349		38.811	173	121	21	1:47.270	41.485	235	42.469		23.316	195	235
6	2:00.537	45.589	217	48.220		26.728	181	217	22	1:47.550	41.429	235	42.565		23.556	184	235
7	2:05.598	45.415	218	46.807				218	23	1:47.094	41.956	234	42.011		23.127	192	234
8	2:30.195	1:17.125	224	47.477		25.593	180	224	24	1:46.578	41.198	236	42.097		23.283	196	236
9	1:58.221	44.988	227	47.093		26.140	178	227	25	1:46.593	41.261	236	42.116		23.216	193	236
10	1:55.971	44.675	226	45.887		25.409	183	226	26	1:46.277	40.949	238	42.327		23.001	196	238
11	1:52.896	43.241	228	44.882		24.773	182	228	27	1:46.689	41.226	235	42.403		23.060	191	235
12	1:55.022	43.072	230	47.550		24.400	186	230	28	1:46.804	41.295	238	42.291		23.218	192	238
13	1:50.974	42.807	230	44.129		24.038	185	230	29	1:46.616	41.312	237	42.093		23.211	190	237
14	1:50.483	42.696	230	43.871		23.916	186	230	30	1:47.335	42.173	239	42.259		22.903	197	239
15	1:49.086	42.332	230	43.052		23.702	189	230	31	1:46.254	41.252	238	42.072		22.930	192	238
16	1:48.608	41.968	232	42.971		23.669	191	232									

DTM Assen

TT Circuit Assen, length 4555 m

19. - 21.07.2019

DTM



DTM

Lap Analysis race 1, 20.07.2019

-Reg.No.: 0309.19.238

76 Jake Dennis , Aston Martin Vantage DTM / GBR

theoretical besttime: 1:44.910

Lap	Time	S1	V1	S2	V2	S3	V3	Vmax	Lap	Time	S1	V1	S2	V2	S3	V3	Vmax
1	3:25.327	1:34.631	115	1:10.206		40.490	91	115	17	1:49.617	42.526	232	43.390		23.701	189	232
2	2:48.479	1:05.656	91	1:03.206		39.617	122	91	18	1:50.485	42.777	210	43.863		23.845	190	210
3	2:44.099	1:05.887	110	59.229		38.983	173	110	19	1:48.306	42.198	233	42.638		23.470	196	233
4	2:09.390	47.177	200	51.273		30.940	182	200	20	1:47.690	41.889	233	42.527		23.274	191	233
5	2:32.381	51.348	108	1:02.386		38.647	187	108	21	1:47.898	42.193	233	42.433		23.272	198	233
6	2:00.622	45.455	220	48.134		27.033	180	220	22	1:46.830	41.513	235	42.114		23.203	194	235
7	2:04.911	43.936	229	47.319				229	23	1:47.406	41.548	236	42.464		23.394	196	236
8	2:32.116	1:19.481	223	47.009		25.626	174	223	24	1:46.972	41.321	240	42.204		23.447	195	240
9	1:56.442	44.849	224	45.767		25.826	171	224	25	1:46.820	41.215	245	42.101		23.504	193	245
10	1:54.282	43.994	230	45.188		25.100	180	230	26	1:46.066	41.709	237	41.378		22.979	192	237
11	1:53.364	43.404	231	44.955		25.005	185	231	27	1:45.426	40.884	238	41.595		22.947	198	238
12	1:52.430	42.943	231	44.681		24.806	186	231	28	1:45.323	40.875	239	41.518		22.930	195	239
13	1:51.734	42.963	230	44.256		24.515	185	230	29	1:45.749	41.010	240	41.840		22.899	196	240
14	1:50.725	42.739	231	43.733		24.253	188	231	30	1:45.059	40.815	240	41.527		22.717	197	240
15	1:49.898	42.585	232	43.267		24.046	194	232	31	1:45.999	40.897	241	42.035		23.067	190	241
16	1:49.695	42.526	232	43.183		23.986	191	232									

99 Mike Rockenfeller , Akrapovic Audi RS 5 DTM / DEU

theoretical besttime: 1:46.399

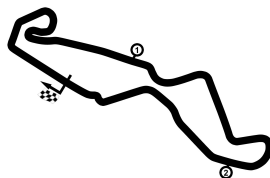
Lap	Time	S1	V1	S2	V2	S3	V3	Vmax	Lap	Time	S1	V1	S2	V2	S3	V3	Vmax
1	3:20.291	1:29.533	85	1:09.471		41.287	82	85	17	1:49.818	42.565	236	43.165		24.088	185	236
2	2:49.316	1:04.585	85	1:05.156		39.575	111	85	18	1:48.537	42.161	236	42.945		23.431	189	236
3	2:46.458	1:03.342	117	1:01.015		42.101	187	117	19	1:49.877	42.667	236	43.339		23.871	188	236
4	2:06.282	45.411	200	50.070		30.801	180	200	20	1:49.171	42.195	239	43.065		23.911	186	239
5	2:35.032	51.362	108	1:03.089		40.581	188	108	21	1:48.197	42.185	238	42.647		23.365	192	238
6	1:58.604	45.544	214	47.008		26.052	186	214	22	1:47.053	41.408	238	42.612		23.033	177	238
7	1:55.151	43.696	227	46.085		25.370	187	227	23	1:47.729	41.919	238	42.306		23.504	193	238
8	2:02.114	43.062	235	46.098				235	24	1:47.503	41.292	239	42.332		23.879	188	239
9	2:24.428	1:13.077	230	46.228		25.123	191	230	25	1:49.278	42.449	240	43.241		23.588	190	240
10	1:52.631	43.259	235	44.699		24.673	185	235	26	1:47.666	41.193	240	42.957		23.516	190	240
11	1:53.360	43.137	234	45.222		25.001	179	234	27	1:47.934	41.545	241	42.763		23.626	191	241
12	1:52.189	42.984	237	44.493		24.712	187	237	28	1:47.424	41.607	241	42.668		23.149	192	241
13	1:51.408	42.461	235	44.264		24.683	188	235	29	1:47.847	41.729	239	42.872		23.246	194	239
14	1:51.683	43.382	235	43.969		24.332	183	235	30	1:46.954	41.389	240	42.539		23.026	191	240
15	1:49.138	42.298	237	43.227		23.613	191	237	31	1:47.334	41.777	240	42.657		22.900	198	240
16	1:48.921	42.392	238	42.812		23.717	193	238									

DTM Assen

TT Circuit Assen, length 4555 m

19. - 21.07.2019

DTM



DTM

Best Sector Times race 1

-Reg.No.: 0309.19.238

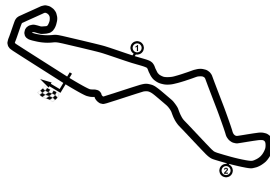
Pos.	sector 1			sector 2			sector 3			theoretical and best lap time				
	No	Driver	Time	No	Driver	Time	No	Driver	Time	No	Driver	theoretical	Best	Pos
1	51	Müller N.	40.240	3	Di Resta P.	40.941	53	Green J.	22.414	51	Müller N.	1:44.220	1:44.598	
2	16	Glock T.	40.484	11	Wittmann M.	41.292	51	Müller N.	22.485	3	Di Resta P.	1:44.418	1:44.925	
3	25	Eng P.	40.528	76	Dennis J.	41.378	11	Wittmann M.	22.491	11	Wittmann M.	1:44.571	1:44.676	
4	3	Di Resta P.	40.642	7	Spengler B.	41.411	7	Spengler B.	22.513	7	Spengler B.	1:44.753	1:45.212	
5	53	Green J.	40.684	51	Müller N.	41.495	76	Dennis J.	22.717	76	Dennis J.	1:44.910	1:45.059	
6	11	Wittmann M.	40.788	33	Rast R.	41.611	31	Van der Linde S.	22.717	16	Glock T.	1:45.044	1:45.120	
7	76	Dennis J.	40.815	16	Glock T.	41.707	33	Rast R.	22.750	33	Rast R.	1:45.233	1:45.394	
8	7	Spengler B.	40.829	21	Fittipaldi P.	41.872	21	Fittipaldi P.	22.765	53	Green J.	1:45.392	1:45.933	
9	33	Rast R.	40.872	27	Aberdein J.	41.881	3	Di Resta P.	22.835	21	Fittipaldi P.	1:45.522	1:46.330	
10	27	Aberdein J.	40.881	62	von Habsburg F.	42.011	16	Glock T.	22.853	25	Eng P.	1:45.533	1:45.848	
11	21	Fittipaldi P.	40.885	25	Eng P.	42.043	99	Rockenfeller M.	22.900	31	Van der Linde S.	1:45.712	1:46.101	
12	31	Van der Linde S.	40.925	31	Van der Linde S.	42.070	62	von Habsburg F.	22.903	27	Aberdein J.	1:45.718	1:46.054	
13	62	von Habsburg F.	40.949	53	Green J.	42.294	27	Aberdein J.	22.956	62	von Habsburg F.	1:45.863	1:46.254	
14	47	Eriksson J.	41.009	99	Rockenfeller M.	42.306	25	Eng P.	22.962	99	Rockenfeller M.	1:46.399	1:46.954	
15	99	Rockenfeller M.	41.193	4	Frijns R.	42.356	28	Duval L.	22.988	47	Eriksson J.	1:46.671	1:47.470	
16	4	Frijns R.	41.435	47	Eriksson J.	42.442	47	Eriksson J.	23.220	28	Duval L.	1:47.029	1:47.403	
17	28	Duval L.	41.517	28	Duval L.	42.524	4	Frijns R.	23.739	4	Frijns R.	1:47.530	1:47.875	
18	23	Juncadella D.	1:03.917	23	Juncadella D.	1:00.422	23	Juncadella D.	39.735	23	Juncadella D.	2:44.074	2:46.067	

DTM Assen

TT Circuit Assen, length 4555 m

19. - 21.07.2019

DTM



DTM

Topspeed race 1, 20.07.2019

-Reg.No.: 0309.19.238

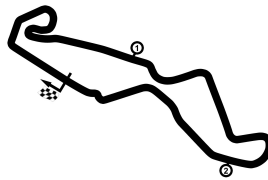
Car No.	Driver	Make	Speed km/h
21	Pietro Fittipaldi	WRT Audi RS 5 DTM	245
76	Jake Dennis	Aston Martin Vantage DTM	245
27	Jonathan Aberdein	WRT Audi RS 5 DTM	245
33	René Rast	Audi Sport RS 5 DTM	244
31	Sheldon Van der Linde	Shell BMW M4 DTM	243
51	Nico Müller	Castrol EDGE Audi RS 5 DTM	242
53	Jamie Green	Hoffmann Group Audi RS 5 DTM	242
7	Bruno Spengler	BMW Bank M4 DTM	242
99	Mike Rockenfeller	Akrapovic Audi RS 5 DTM	241
28	Loic Duval	MASCOT WORKWEAR Audi RS 5 DTM	241
25	Philipp Eng	ZF BMW M4 DTM	241
3	Paul Di Resta	Aston Martin Vantage DTM	241
4	Robin Frijns	Aral Ultimate Audi RS 5 DTM	240
16	Timo Glock	JIVS BMW M4 DTM	240
47	Joel Eriksson	CATL BMW M4 DTM	240
11	Marco Wittmann	Schaeffler BMW M4 DTM	239
62	Ferdinand von Habsburg	Aston Martin Vantage DTM	239
23	Daniel Juncadella	Aston Martin Vantage DTM	155

DTM Assen

TT Circuit Assen, length 4555 m

19. - 21.07.2019

DTM

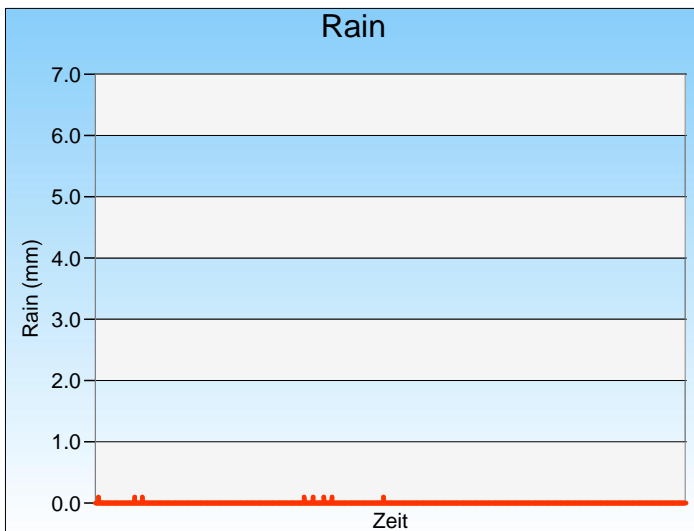
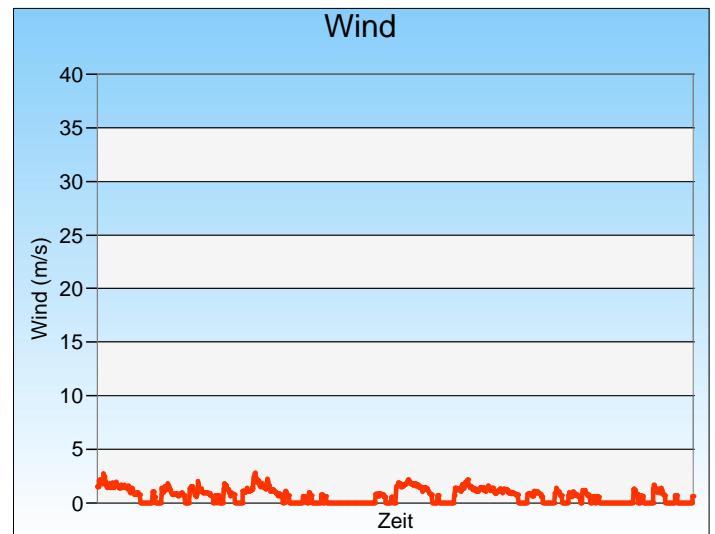
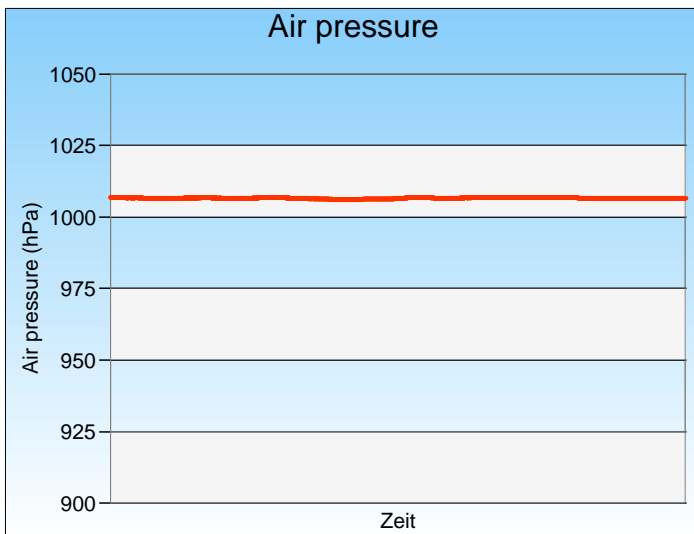
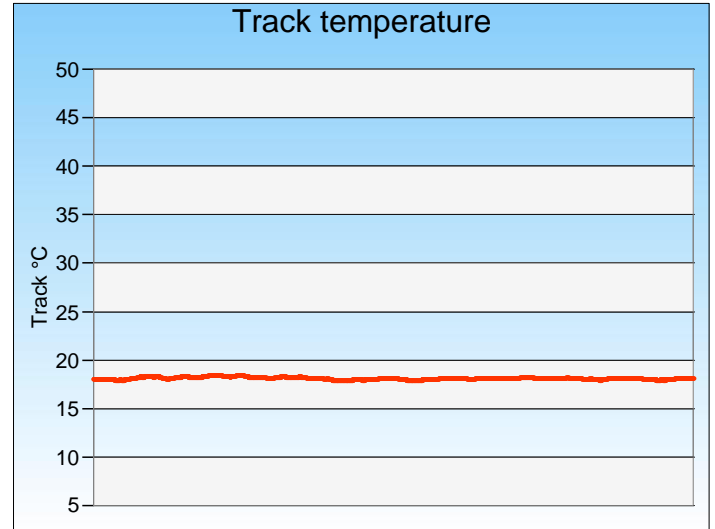
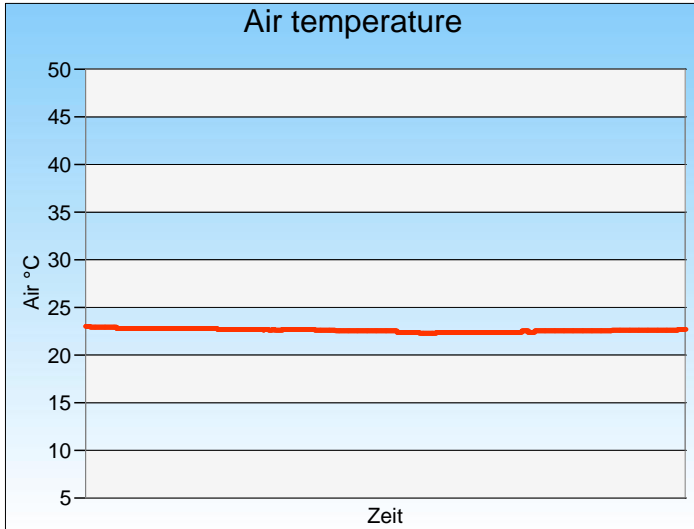


DTM

-Reg.No.: 0309.19.238

Weather race 1

20.07.2019, 13:30:00 - 14:25:00



Weather:



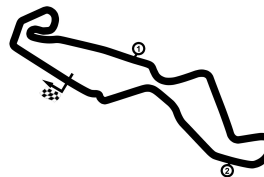
DTM Assen

TT Circuit Assen, length 4555 m

19. - 21.07.2019

DTM

Drivers Championship 2019



DTM

-Reg.No.: 0309.19.238

POS	NAME / NATION	SUM	Hockenheim I 1	Hockenheim I 2	Zolder (B) 1	Zolder (B) 2	Misano (I) 1	Misano (I) 2	Norising 1	Norising 2	Assen (NL) 1	Assen (NL) 2	Brands Hatch (GB) 1	Brands Hatch (GB) 2	Lausitzring 1	Lausitzring 2	Nürburgring 1	Nürburgring 2	Hockenheim II 1	Hockenheim II 2
1	René Rast / DEU	145	(16.)	25 (1.)	+ 2	25 + 2 (1.)	18 + 3 (2.)	15 + 3 (3.)	25 + 1 (1.)	6 + 3 (7.)	15 + 2 (3.)									
2	Nico Müller / CHE	121	(8.)	4 (2.)	18 (3.)	15 (8.)	4 (8.)	10 (5.)	25 (1.)	18 + 3 (2.)	4 + 2 (8.)	18 (2.)								
3	Philipp Eng / AUT	111	(14.)	12 + 3 (4.)	25 (1.)	18 + 1 (2.)	6 (7.)	18 (2.)	6 (7.)	10 (5.)	12 (4.)									
4	Marco Wittmann / DEU	100	25 + 3 (1.)	4 + 2 (8.)	6 + 3 (7.)		25 (13.)		4 (8.)		25 + 3 (16.)									
5	Bruno Spengler / CAN	77	6 (7.)	10 (5.)	1 + 1 (10.)	6 (7.)	12 (4.)	4 (8.)	10 + 2 (5.)	25 (1.)										
6	Mike Rockenfeller / DEU	68	18 + 2 (2.)		10 (5.)	12 (4.)	8 (6.)	1 (10.)		15 (3.)	2 (9.)									
7	Loic Duval / FRA	64	10 (5.)		12 (4.)		15 + 1 (11.)		12 (3.)	8 + 1 (11.)	4 + 1 (4.)									
8	Robin Frijns / NLD	57	15 (3.)	15 + 1 (3.)				12 + 2 (4.)		12 (4.)										
9	Jamie Green / GBR	49	(12.)	2 (9.)	8 (6.)	15 (3.)			(11.)	18 (2.)	6 (7.)									
10	Joel Eriksson / SWE	43	(13.)	1 (10.)	18 (2.)	1 (10.)		8 (6.)	15 (3.)											
11	Timo Glock / DEU	33	(4.)	12 (6.)	8 (13.)			1 (14.)			2 (9.)	10 (5.)								
12	Sheldon Van der Linde / RSA	26	(6.)	8 (13.)		10 + 3 (11.)	2 (5.)	2 (9.)				1 (10.)								

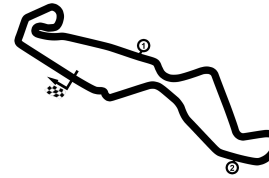
DTM Assen

TT Circuit Assen, length 4555 m

19. - 21.07.2019

DTM

Drivers Championship 2019



-Reg.No.: 0309.19.238

POS	NAME / NATION	SUM	Hockenheim I 1	Hockenheim I 2	Zolder (B) 1	Zolder (B) 2	Misano (I) 1	Misano (I) 2	Norising 1	Norising 2	Assen (NL) 1	Assen (NL) 2	Brands Hatch (GB) 1	Brands Hatch (GB) 2	Lausitzring 1	Lausitzring 2	Nürburgring 1	Nürburgring 2	Hockenheim II 1	Hockenheim II 2	
13	Jonathan Aberdein / RSA	21	(15.)	(14.)		(12.)	4 + 2 (8.)	6 + 1 (7.)	(13.)	(14.)	8 (6.)										
14	Pietro Fittipaldi / BRA	13	1 (10.)	(15.)	(14.)	2 (9.)	(11.)	10 (5.)		(15.)	(11.)										
15	Daniel Juncadella / ESP	11	2 (9.)	(16.)			(12.)	(14.)	8 (6.)	1 (10.)											
16	Paul Di Resta / GBR	11	+ 1	6 (7.)	4 (8.)		(15.)		(12.)		(14.)										
17	Jake Dennis / GBR	10	(11.)	(11.)		8 (6.)	(14.)	(13.)	2 (9.)	(12.)	(12.)										
18	Ferdinand von Habsburg / AUT	3		(12.)	2 (9.)		(13.)	(12.)	1 (10.)	(11.)	(13.)										

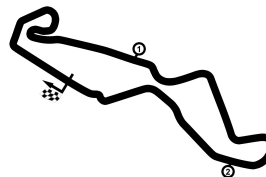
DTM Assen

TT Circuit Assen, length 4555 m

19. - 21.07.2019

DTM

Team Championship 2019



DTM

-Reg.No.: 0309.19.238

POS	TEAM	SUM	Hockenheim I 1	Hockenheim I 2	Zolder (B) 1	Zolder (B) 2	Misano (I) 1	Misano (I) 2	Norising 1	Norising 2	Assen (NL) 1	Assen (NL) 2	Brands Hatch (GB) 1	Brands Hatch (GB) 2	Lausitzring 1	Lausitzring 2	Nürburgring 1	Nürburgring 2	Hockenheim II 1	Hockenheim II 2	
1	Audi Sport Team Rosberg	204		27	10	42	21	28	26	27	23										
2	Audi Sport Team Abt Sportsline	178	19	34	15	4	10	39	21	18	18										
3	BMW Team RMG	177	34	16	11	6	37	4	16	25	28										
4	BMW Team RMR	144	12	23	25	19	7	18	6	12	22										
5	Audi Sport Team Phoenix	132	30		22	12	24	1	12	24	7										
6	BMW Team RBM	69	8	1	18	14	2	10	15		1										
7	WRT Team Audi Sport	24	1			2	6	7			8										
8	R-Motorsport 1	21	1	6	4	8			2												
9	R-Motorsport 2	14	2		2				9	1											

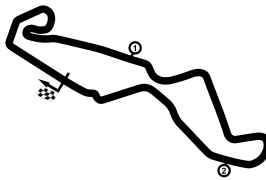
DTM Assen

TT Circuit Assen, length 4555 m

19. - 21.07.2019

DTM

Brand Championship 2019



-Reg.No.: 0309.19.238

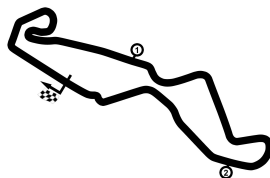
POS	NAME / NATION	SUM	Hockenheim I 1	Hockenheim I 2	Zolder (B) 1	Zolder (B) 2	Misano (I) 1	Misano (I) 2	Norising 1	Norising 2	Assen (NL) 1	Assen (NL) 2	Brands Hatch (GB) 1	Brands Hatch (GB) 2	Lausitzring 1	Lausitzring 2	Nürburgring 1	Nürburgring 2	Hockenheim II 1	Hockenheim II 2	
1	AUDI	508	49	61	47	58	57	68	59	59	50										
2	BMW	388	54	39	54	39	45	32	37	37	51										
3	Aston Martin	27	3	6	6				11	1											

DTM Assen

TT Circuit Assen, length 4555 m

19. - 21.07.2019

DTM



DTM

Fastest Lap in race 1, 20.07.2019

-Reg.No.: 0309.19.238

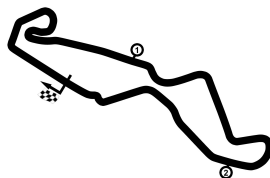
RG.	No.	Driver	Entrant	Time	IN.	DIFF	INT	KM/H	at
1	51	Müller N (CHE)	Audi Sport Team Abt Sportsline	1:44.598	30		00.078	156.772	14:29:34
2	11	Wittmann M (DEU)	BMW Team RMG	1:44.676	30	00.078	00.249	156.655	14:29:30
3	3	Di Resta P (GBR)	R-Motorsport 1	<u>1:44.925</u>	30	00.327	00.134	156.283	14:30:19
4	76	Dennis J (GBR)	R-Motorsport 1	1:45.059	30	00.461	00.061	156.084	14:30:15
5	16	Glock T (DEU)	BMW Team RMR	1:45.120	26	00.522	00.092	155.993	14:22:49
6	7	Spengler B (CAN)	BMW Team RMG	1:45.212	30	00.614	00.182	155.857	14:30:23
7	33	Rast R (DEU)	Audi Sport Team Rosberg	1:45.394	29	00.796	00.454	155.588	14:27:51
8	25	Eng P (AUT)	BMW Team RMR	1:45.848	25	01.250	00.085	154.920	14:21:02
9	53	Green J (GBR)	Audi Sport Team Rosberg	<u>1:45.933</u>	30	01.335	00.121	154.796	14:30:05
10	27	Aberdein J (RSA)	WRT Team Audi Sport	1:46.054	26	01.456	00.047	154.619	14:22:51
11	31	Van der Linde S (RSA)	BMW Team RBM	1:46.101	27	01.503	00.153	154.551	14:24:51
12	62	von Habsburg F (AUT)	R-Motorsport 2	1:46.254	31	01.656	00.076	154.328	14:32:03
13	21	Fittipaldi P (BRA)	WRT Team Audi Sport	1:46.330	27	01.732	00.624	154.218	14:24:51
14	99	Rockenfeller M (DEU)	Audi Sport Team Phoenix	<u>1:46.954</u>	30	02.356	00.449	153.318	14:30:11
15	28	Duval L (FRA)	Audi Sport Team Phoenix	1:47.403	30	02.805	00.067	152.677	14:30:10
16	47	Eriksson J (SWE)	BMW Team RBM	1:47.470	27	02.872	00.405	152.582	14:25:04
17	4	Frijns R (NLD)	Audi Sport Team Abt Sportsline	<u>1:47.875</u>	18	03.277	58.192	152.009	14:08:46
18	23	Juncadella D (ESP)	R-Motorsport 2	2:46.067	3	1:01.469		98.743	13:38:56

DTM Assen

TT Circuit Assen, length 4555 m

19. - 21.07.2019

DTM



DTM

Stint Analysis race 1, 20.07.2019

-Reg.No.: 0309.19.238

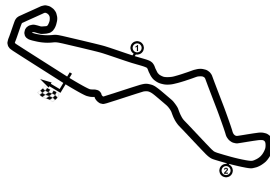
POS	NO	DRIVER	STINT 1			STINT 2			STINT 3			STINT 4		
			LAPS	TIME	KM/H	LAPS	TIME	KM/H	LAPS	TIME	KM/H	LAPS	TIME	KM/H
1.	11	Wittmann Marco	16	34:06.363	128.212	15	27:09.309	150.966						
2.	51	Müller Nico	25	50:10.079	136.192	6	11:08.730	147.127						
3.	33	Rast René	15	32:20.025	126.787	16	29:03.741	150.463						
4.	25	Eng Philipp	21	43:21.509	132.369	10	18:19.476	149.144						
5.	16	Glock Timo	22	45:05.508	133.341	9	16:35.698	148.220						
6.	27	Aberdein Jonathan	9	21:26.553	114.711	22	40:17.006	149.257						
7.	53	Green Jamie	7	17:39.076	108.383	24	44:12.674	148.360						
8.	28	Duval Loic	11	25:08.324	119.588	20	36:49.844	148.409						
9.	99	Rockenfeller Mike	8	19:33.248	111.813	23	42:26.080	148.131						
10.	31	Van der Linde Sheldon	7	17:44.151	107.866	24	44:15.705	148.191						
11.	21	Fittipaldi Pietro	17	36:18.229	127.978	14	25:42.605	148.821						
12.	76	Dennis Jake	7	17:45.209	107.759	24	44:16.332	148.156						
13.	62	von Habsburg Ferdinand	7	17:46.618	107.617	24	44:17.148	148.111						
14.	3	Di Resta Paul	7	17:47.814	107.496	24	44:16.775	148.131						
15.	7	Spengler Bruno	6	15:43.139	104.320	24	44:06.274	148.719						
16.	47	Eriksson Joel	14	30:51.499	123.993	17	31:25.370	147.857						
17.	4	Frijns Robin	7	17:40.397	108.248	14	26:58.920	141.806						
18.	23	Juncadella Daniel	3	8:56.527	91.690									

DTM Assen

TT Circuit Assen, length 4555 m

19. - 21.07.2019

DTM



DTM

Pitstop (Chronology) race 1, 20.07.2019

-Reg.No.: 0309.19.238

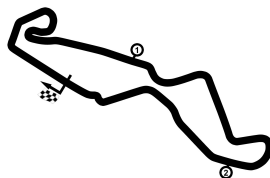
Car	Driver	Entrant	at Lap	Time	duration	Sum
53	Green Jamie	Audi Sport Team Rosberg	7	13:47:27	43.325	43.325
4	Frijns Robin	Audi Sport Team Abt Sportsline	7	13:47:28	43.670	43.670
31	Van der Linde Sheldon	BMW Team RBM	7	13:47:32	43.447	43.447
62	von Habsburg Ferdinand	R-Motorsport 2	7	13:47:35	45.352	45.352
76	Dennis Jake	R-Motorsport 1	7	13:47:33	47.752	47.752
7	Spengler Bruno	BMW Team RMG	7	13:47:51	43.703	43.703
3	Di Resta Paul	R-Motorsport 1	7	13:47:36	1:18.430	1:18.430
99	Rockenfeller Mike	Audi Sport Team Phoenix	8	13:49:21	41.479	41.479
27	Aberdein Jonathan	WRT Team Audi Sport	9	13:51:15	44.836	44.836
28	Duval Loic	Audi Sport Team Phoenix	11	13:54:56	42.543	42.543
47	Eriksson Joel	BMW Team RBM	14	14:00:39	43.375	43.375
33	Rast René	Audi Sport Team Rosberg	15	14:02:08	42.340	42.340
11	Wittmann Marco	BMW Team RMG	16	14:03:54	42.261	42.261
21	Fittipaldi Pietro	WRT Team Audi Sport	17	14:06:06	45.132	45.132
25	Eng Philipp	BMW Team RMR	21	14:13:09	42.632	42.632
16	Glock Timo	BMW Team RMR	22	14:14:53	43.234	43.234
51	Müller Nico	Audi Sport Team Abt Sportsline	25	14:19:58	42.860	42.860

DTM Assen

TT Circuit Assen, length 4555 m

19. - 21.07.2019

DTM



DTM

Pitstops race 1, 20.07.2019

-Reg.No.: 0309.19.238

Pos	Car	Driver	Entrant	at Lap	Time	Duration
1	99	Rockenfeller Mike	Audi Sport Team Phoenix	8	13:49:21	41.479
2	11	Wittmann Marco	BMW Team RMG	16	14:03:54	42.261
3	33	Rast René	Audi Sport Team Rosberg	15	14:02:08	42.340
4	28	Duval Loic	Audi Sport Team Phoenix	11	13:54:56	42.543
5	25	Eng Philipp	BMW Team RMR	21	14:13:09	42.632
6	51	Müller Nico	Audi Sport Team Abt Sportsline	25	14:19:58	42.860
7	16	Glock Timo	BMW Team RMR	22	14:14:53	43.234
8	53	Green Jamie	Audi Sport Team Rosberg	7	13:47:27	43.325
9	47	Eriksson Joel	BMW Team RBM	14	14:00:39	43.375
10	31	Van der Linde Sheldon	BMW Team RBM	7	13:47:32	43.447
11	4	Frijns Robin	Audi Sport Team Abt Sportsline	7	13:47:28	43.670
12	7	Spengler Bruno	BMW Team RMG	7	13:47:51	43.703
13	27	Aberdein Jonathan	WRT Team Audi Sport	9	13:51:15	44.836
14	21	Fittipaldi Pietro	WRT Team Audi Sport	17	14:06:06	45.132
15	62	von Habsburg Ferdinand	R-Motorsport 2	7	13:47:35	45.352
16	76	Dennis Jake	R-Motorsport 1	7	13:47:33	47.752
17	3	Di Resta Paul	R-Motorsport 1	7	13:47:36	1:18.430

DTM Assen

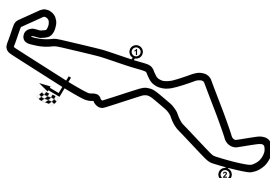
TT Circuit Assen, length 4555 m

19. - 21.07.2019

DTM

Starting grid race 1

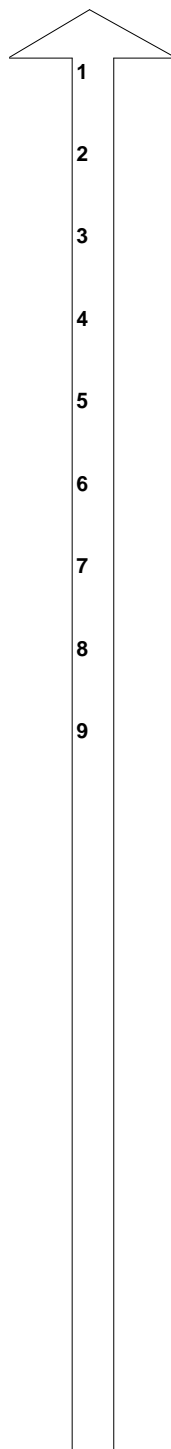
green flag lap at time: 13:30:00



DTM

-Reg.No.: 0309.19.238

11	Marco Wittmann Schaeffler BMW M4 DTM	1:25.434
28	Loic Duval MASCOT WORKWEAR Audi RS 5 DTM	1:25.749
16	Timo Glock JIVS BMW M4 DTM	1:25.853
31	Sheldon Van der Linde Shell BMW M4 DTM	1:25.856
25	Philipp Eng ZF BMW M4 DTM	1:26.056
27	Jonathan Aberdein WRT Audi RS 5 DTM	1:26.387
99	Mike Rockenfeller Akrapovic Audi RS 5 DTM	1:26.487
3	Paul Di Resta Aston Martin Vantage DTM	1:26.907
76	Jake Dennis Aston Martin Vantage DTM	1:27.241



33	René Rast Audi Sport RS 5 DTM	1:25.592
21	Pietro Fittipaldi WRT Audi RS 5 DTM	1:25.751
51	Nico Müller Castrol EDGE Audi RS 5 DTM	1:25.855
7	Bruno Spengler BMW Bank M4 DTM	1:26.004
47	Joel Eriksson CATL BMW M4 DTM	1:26.210
53	Jamie Green Hoffmann Group Audi RS 5 DTM	1:26.479
23	Daniel Juncadella Aston Martin Vantage DTM	1:26.657
62	Ferdinand von Habsburg Aston Martin Vantage DTM	1:27.218
4	Robin Frijns Aral Ultimate Audi RS 5 DTM	