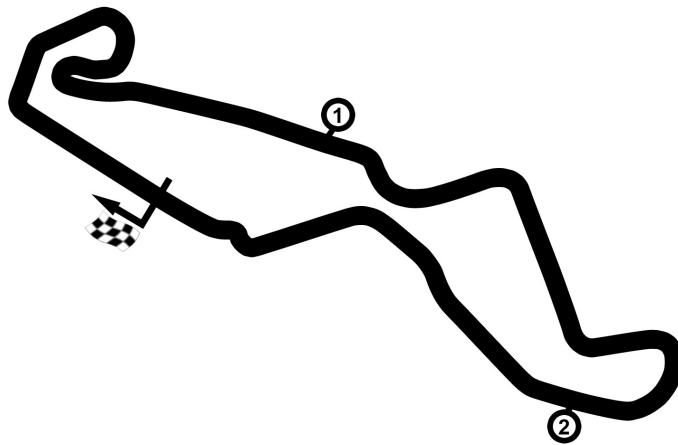


DTM

DTM Assen

race 2



TT Circuit Assen 4555 m

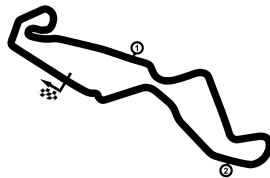
19. - 21.07.2019

DTM Assen

TT Circuit Assen, length 4555 m

19. - 21.07.2019

DTM



DTM

Result race 2, 21.07.2019

-Reg.No.: 0309.19.238

Rk	No	DRIVER/ENTRANT	CAR	LAPS	TIME	GAP	INT	km/h	BEST	IN
1	99	Mike Rockenfeller (DEU) Audi Sport Team Phoenix	Akrapovic Audi RS 5 DTM	37	56:44.559			178.210	1:28.720	20
2	11	Marco Wittmann (DEU) BMW Team RMG	Schaeffler BMW M4 DTM	37	56:49.077	04.518	04.518	177.974	1:28.227	17
3	51	Nico Müller (CHE) Audi Sport Team Abt Sportsline	Castrol EDGE Audi RS 5 DTM	37	56:50.957	06.398	01.880	177.876	1:29.102	18
4	27	Jonathan Aberdein (RSA) WRT Team Audi Sport	WRT Audi RS 5 DTM	37	57:01.559	17.000	10.602	177.324	1:28.960	22
5	33	René Rast (DEU) Audi Sport Team Rosberg	Audi Sport RS 5 DTM	37	57:03.907	19.348	02.348	177.203	1:28.324	34
6	4	Robin Frijns (NLD) Audi Sport Team Abt Sportsline	Aral Ultimate Audi RS 5 DTM	37	57:06.185	21.626	02.278	177.085	1:28.895	18
7	23	Daniel Juncadella (ESP) R-Motorsport 2	Aston Martin Vantage DTM	37	57:06.526	21.967	00.341	177.067	1:29.457	25
8	3	Paul Di Resta (GBR) R-Motorsport 1	Aston Martin Vantage DTM	37	57:07.113	22.554	00.587	177.037	1:28.659	23
9	53	Jamie Green (GBR) Audi Sport Team Rosberg	Hoffmann Group Audi RS 5 DTM	37	57:10.505	25.946	03.392	176.862	1:29.418	16
10	21	Pietro Fittipaldi (BRA) WRT Team Audi Sport	WRT Audi RS 5 DTM	37	57:20.655	36.096	10.150	176.340	1:29.207	17
11	28	Loic Duval (FRA) Audi Sport Team Phoenix	MASCOT WORKWEAR Audi RS 5 DTM	37	57:21.051	36.492	00.396	176.320	1:28.530	9
12	62	Ferdinand von Habsburg (AUT) R-Motorsport 2	Aston Martin Vantage DTM	37	57:26.003	41.444	04.952	176.067	1:28.912	22
13	25	Philipp Eng (AUT) BMW Team RMR	ZF BMW M4 DTM	37	57:32.555	47.996	06.552	175.732	1:27.860	34
14	16	Timo Glock (DEU) BMW Team RMR	JIVS BMW M4 DTM	37	57:42.014	57.455	09.459	175.252	1:29.640	3
15	31	Sheldon Van der Linde (RSA) BMW Team RBM	Shell BMW M4 DTM	37	57:43.079	58.520	01.065	175.198	1:29.095	16
16	47	Joel Eriksson (SWE) BMW Team RBM	CATL BMW M4 DTM	29	44:58.139	8 Runden	8 Runden	176.248	1:29.294	14
NOT CLASSIFIED										
	7	Bruno Spengler (CAN) BMW Team RMG	BMW Bank M4 DTM	19	29:50.853	18 Runden		173.974	1:29.478	3
	76	Jake Dennis (GBR) R-Motorsport 1	Aston Martin Vantage DTM	19	30:05.209	18 Runden		172.591	1:30.667	3

fastest lap: 25 Eng Philipp 1:27.860 = 186.638 km/h at lap 34

Issued:

Clerk of the Course:

Timekeeper:

Subject to final scrutineering !



Lapchart: DTM race 2

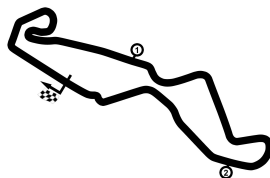
POS	1	2	3	4	5	6	7	8	9	10	11	12	13	14	15	16	17	18	19
LAP 1	33	99	4	51	31	28	21	27	25	23	7	11	16	76	47	53	62	3	
LAP 2	33	99	4	51	31	21	28	27	25	23	11	7	16	76	47	53	62	3	
LAP 3	33	99	4	51	31	21	28	27	25	23	11	7	16	76	47	53	62	3	
LAP 4	33	99	4	51	31	21	28	27	25	11	23	7	16	47	76	53	62	3	
LAP 5	33	99	4	51	31	21	28	27	11	25	23	7	16	47	53	76	62	3	
LAP 6	33	99	4	51	21	27	11	25	31	23	7	16	47	53	28.	76	3	62	
LAP 7	33	99	4	51	21	27	11	25	31	23	7	16	47	53	76	3	62	28	
LAP 8	33	99	4	51	21	27	11	25	31	23	16	47	53	3	76	62	7.	28	
LAP 9	33	99	4	51	21	11	27	25	31	23	16	47	53	3	76	62	28	7	
LAP 10	33	99	4	51	21	11	27	25	31	23	16	47	53	3	76	62	28	7	
LAP 11	33	99	4	51	21	11	27	25	31	23	16	47	3	76	62	53.	28	7	
LAP 12	33	99	4	51	21	11	27	25	31	23	16	3	76	62	47.	28	7	53	
LAP 13	33	99	4	51	21	27	25	31	23	16	11.	3	76	62	28	7	53	47	
LAP 14	33	99	4	21	27	25	51.	23	3	76	31.	62	16.	28	11	7	53	47	
LAP 15	99	27	33.	4.	23	3	21.	76	25.	62	28	11	7	51	53	47	31	16	
LAP 16	99	27	23	3	76	62	28	33	11	4	7	51	53	47	21	31	25	16	
LAP 17	27	99.	23	3	76	62	28	33	11	4	51	7	53	47	21	31	25	16	
LAP 18	27	23	3	76	62	28	33	11	99	4	51	53	21	47	7	31	25	16	
LAP 19	23	27.	3	62	33	28	11	99	4	51	53	21	47	31	25	16	7.	76.	
LAP 20	23	3	33	11	28	99	4	62.	51	53	21	47	31	25	16	27			
LAP 21	23	33	3.	11	99	28	4	51	53	21	47	25	27	31	16	62			
LAP 22	33	23.	11	99	4	51	21	53	28.	47	27	25	31	16	3	62			
LAP 23	33	11	99	4	51	21	53	27	47	25	31	16	3	23	28	62			
LAP 24	33	11	99	4	51	21	53	27	47	25	16	31	3	23	28	62			
LAP 25	33	11	99	4	51	21	27	53	47	25	16	31	3	23	28	62			
LAP 26	33	99	11	4	51	27	21	53	47	25	3	16	23	31	28	62			
LAP 27	33	99	11	4	51	27	21	53	47	25	3	23	16	31.	28	62			
LAP 28	33	99	11	4	51	27	21	53	47	3	25	23	16.	28	62	31			
LAP 29	99	11	51	4	33.	27	53	21	3	25	23	47	28	62	31	16			
LAP 30	99	11	51	4	27	53	21	3	23	28	25.	62	33	31	16				
LAP 31	99	11	51	4	27	53	3	21	23	28	33	62	16	31	25				
LAP 32	99	11	51	4	27	53	3	23	21	33	28	62	16	31	25				
LAP 33	99	11	51	4	27	53	3	23	21	33	28	62	25	16	31				
LAP 34	99	11	51	27	4	23	53	3	33	21	28	62	25	16	31				
LAP 35	99	11	51	27	4	23	3	53	33	21	28	62	25	16	31				
LAP 36	99	11	51	27	4	23	33	3	53	21	28	62	25	16	31				
LAP 37	99	11	51	27	33	4	23	3	53	21	28	62	25	16	31				

DTM Assen

TT Circuit Assen, length 4555 m

19. - 21.07.2019

DTM



DTM

Lap by Lap race 2, 21.07.2019

-Reg.No.: 0309.19.238

3 Paul Di Resta , Aston Martin Vantage DTM / GBR															
1	1:47.514	2	1:29.633	3	1:29.846	4	1:29.914	5	1:30.406	6	1:30.743	7	1:30.238	8	1:31.018
9	1:31.381	10	1:31.389	11	1:30.907	12	1:31.025	13	1:31.169	14	1:31.804	15	1:31.780	16	1:31.867
17	1:31.583	18	1:31.393	19	1:31.628	20	1:31.613	pit	1:40.620	22	2:04.559	23	1:28.659	24	1:29.298
25	1:29.519	26	1:30.877	27	1:30.417	28	1:32.876	29	1:30.139	30	1:30.702	31	1:31.311	32	1:31.123
33	1:31.654	34	1:33.818	35	1:31.531	36	1:31.938	37	1:31.221						

4 Robin Frijns , Aral Ultimate Audi RS 5 DTM / NLD															
1	1:36.730	2	1:29.817	3	1:29.501	4	1:29.856	5	1:29.626	6	1:30.034	7	1:30.198	8	1:30.735
9	1:31.224	10	1:31.030	11	1:31.398	12	1:31.364	13	1:31.567	14	1:31.808	pit	1:38.977	16	2:04.771
17	1:29.466	18	1:28.895	19	1:28.901	20	1:29.100	21	1:30.460	22	1:29.980	23	1:29.560	24	1:30.084
25	1:30.436	26	1:31.103	27	1:30.890	28	1:32.236	29	1:34.705	30	1:33.213	31	1:34.390	32	1:34.075
33	1:34.546	34	1:34.608	35	1:33.767	36	1:33.032	37	1:34.102						

7 Bruno Spengler , BMW Bank M4 DTM / CAN															
1	1:40.004	2	1:31.330	3	1:29.478	4	1:29.921	5	1:29.916	6	1:30.908	7	1:31.206	pit	1:40.795
9	2:02.673	10	1:30.112	11	1:29.799	12	1:30.357	13	1:30.478	14	1:30.500	15	1:31.094	16	1:31.102
17	1:31.358	18	1:33.537	pit	1:46.285										

11 Marco Wittmann , Schaeffler BMW M4 DTM / DEU															
1	1:40.200	2	1:30.635	3	1:29.418	4	1:28.901	5	1:29.532	6	1:30.405	7	1:29.543	8	1:30.641
9	1:31.258	10	1:30.691	11	1:31.613	12	1:31.911	pit	1:40.011	14	2:00.265	15	1:29.323	16	1:29.494
17	1:28.227	18	1:28.338	19	1:30.124	20	1:29.600	21	1:29.664	22	1:30.050	23	1:30.920	24	1:30.623
25	1:30.658	26	1:31.615	27	1:31.675	28	1:31.617	29	1:31.990	30	1:32.561	31	1:32.622	32	1:32.260
33	1:33.063	34	1:32.430	35	1:32.248	36	1:32.297	37	1:32.654						

16 Timo Glock , JVS BMW M4 DTM / DEU															
1	1:40.698	2	1:31.052	3	1:29.640	4	1:29.829	5	1:29.915	6	1:30.795	7	1:31.098	8	1:31.839
9	1:30.676	10	1:31.242	11	1:32.412	12	1:32.098	13	1:32.506	pit	1:41.049	15	2:02.980	16	1:30.464
17	1:29.888	18	1:30.195	19	1:30.298	20	1:30.479	21	1:32.306	22	1:31.712	23	1:31.450	24	1:31.367
25	1:32.204	26	1:32.696	27	1:32.528	pit	1:41.453	29	2:02.348	30	1:29.645	31	1:29.682	32	1:31.257
33	1:31.319	34	1:30.327	35	1:30.105	36	1:30.577	37	1:31.885						

21 Pietro Fittipaldi , WRT Audi RS 5 DTM / BRA															
1	1:38.151	2	1:30.416	3	1:29.263	4	1:29.604	5	1:29.733	6	1:29.936	7	1:30.129	8	1:30.936
9	1:31.055	10	1:31.671	11	1:31.668	12	1:31.881	13	1:32.199	14	1:32.448	pit	1:42.226	16	2:02.372
17	1:29.207	18	1:30.092	19	1:29.846	20	1:29.965	21	1:30.579	22	1:30.872	23	1:31.097	24	1:31.140
25	1:31.135	26	1:32.449	27	1:32.628	28	1:33.442	29	1:34.015	30	1:33.964	31	1:33.373	32	1:33.129
33	1:33.004	34	1:35.614	35	1:33.996	36	1:35.017	37	1:32.403						

23 Daniel Juncadella , Aston Martin Vantage DTM / ESP															
1	1:39.701	2	1:30.515	3	1:29.974	4	1:30.100	5	1:29.853	6	1:30.812	7	1:31.041	8	1:31.095
9	1:30.928	10	1:31.164	11	1:31.689	12	1:32.234	13	1:32.519	14	1:32.930	15	1:32.459	16	1:32.149
17	1:32.015	18	1:31.608	19	1:31.604	20	1:31.750	21	1:32.404	pit	1:40.439	23	2:02.710	24	1:29.574
25	1:29.457	26	1:30.903	27	1:29.900	28	1:32.774	29	1:33.120	30	1:30.295	31	1:30.217	32	1:29.854
33	1:31.008	34	1:32.230	35	1:30.535	36	1:30.867	37	1:34.099						

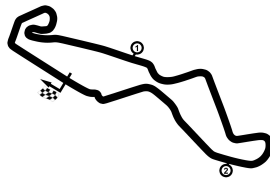
25 Philipp Eng , ZF BMW M4 DTM / AUT															
1	1:39.203	2	1:30.282	3	1:29.743	4	1:29.640	5	1:30.537	6	1:30.621	7	1:29.781	8	1:30.553
9	1:31.712	10	1:31.387	11	1:32.022	12	1:32.270	13	1:32.731	14	1:33.237	pit	1:41.342	16	2:01.732

DTM Assen

TT Circuit Assen, length 4555 m

19. - 21.07.2019

DTM



DTM

Lap by Lap race 2, 21.07.2019

-Reg.No.: 0309.19.238

17	1:29.526	18	1:30.359	19	1:31.096	20	1:31.057	21	1:31.399	22	1:32.029	23	1:31.151	24	1:31.540
25	1:31.805	26	1:31.836	27	1:31.954	28	1:33.460	29	1:33.286	pit	1:41.467	31	2:02.049	32	1:28.894
33	1:28.376	34	1:27.860	35	1:28.122	36	1:28.752	37	1:29.744						

27 Jonathan Aberdein , WRT Audi RS 5 DTM / RSA

1	1:39.068	2	1:30.162	3	1:29.561	4	1:29.514	5	1:29.861	6	1:30.532	7	1:29.720	8	1:30.719
9	1:32.371	10	1:31.018	11	1:31.396	12	1:32.255	13	1:31.834	14	1:31.784	15	1:31.542	16	1:31.339
17	1:31.181	18	1:30.960	pit	1:39.634	20	2:05.464	21	1:30.443	22	1:28.960	23	1:29.427	24	1:29.299
25	1:30.000	26	1:30.533	27	1:31.461	28	1:32.092	29	1:32.669	30	1:33.327	31	1:31.891	32	1:31.346
33	1:31.135	34	1:32.344	35	1:31.986	36	1:32.203	37	1:32.528						

28 Loic Duval , MASCOT WORKWEAR Audi RS 5 DTM / FRA

1	1:37.480	2	1:31.319	3	1:29.370	4	1:29.417	5	1:29.985	pit	1:38.445	7	2:01.976	8	1:29.155
9	1:28.530	10	1:28.589	11	1:28.946	12	1:29.023	13	1:29.316	14	1:29.894	15	1:30.883	16	1:31.557
17	1:31.642	18	1:31.797	19	1:33.110	20	1:32.826	21	1:32.107	pit	1:40.437	23	2:01.441	24	1:29.642
25	1:29.051	26	1:29.724	27	1:29.801	28	1:30.048	29	1:30.258	30	1:32.778	31	1:31.862	32	1:32.897
33	1:31.480	34	1:31.308	35	1:31.487	36	1:31.983	37	1:31.487						

31 Sheldon Van der Linde , Shell BMW M4 DTM / RSA

1	1:37.271	2	1:30.994	3	1:29.184	4	1:29.598	5	1:29.737	6	1:33.769	7	1:30.561	8	1:30.608
9	1:31.263	10	1:31.484	11	1:31.676	12	1:32.694	13	1:32.528	pit	1:41.428	15	2:02.085	16	1:29.095
17	1:30.361	18	1:30.419	19	1:31.743	20	1:31.794	21	1:32.712	22	1:31.812	23	1:31.480	24	1:32.631
25	1:32.020	26	1:33.916	pit	1:40.953	28	2:02.261	29	1:30.188	30	1:30.198	31	1:31.304	32	1:30.448
33	1:31.849	34	1:30.553	35	1:30.408	36	1:30.718	37	1:31.336						

33 René Rast , Audi Sport RS 5 DTM / DEU

1	1:35.916	2	1:29.572	3	1:29.578	4	1:29.719	5	1:29.630	6	1:30.213	7	1:30.059	8	1:30.591
9	1:31.016	10	1:30.465	11	1:30.974	12	1:31.255	13	1:31.573	14	1:31.758	pit	1:39.497	16	2:00.611
17	1:28.520	18	1:28.441	19	1:29.025	20	1:29.049	21	1:28.545	22	1:29.008	23	1:29.394	24	1:30.193
25	1:30.553	26	1:32.073	27	1:33.141	28	1:33.278	pit	1:42.219	30	2:03.322	31	1:31.228	32	1:28.472
33	1:28.546	34	1:28.324	35	1:29.720	36	1:29.417	37	1:29.012						

47 Joel Eriksson , CATL BMW M4 DTM / SWE

1	1:41.708	2	1:31.001	3	1:30.533	4	1:30.161	5	1:29.868	6	1:29.952	7	1:31.056	8	1:31.463
9	1:31.349	10	1:31.460	11	1:31.580	pit	1:40.014	13	2:03.161	14	1:29.294	15	1:30.246	16	1:30.201
17	1:29.444	18	1:31.296	19	1:30.437	20	1:30.723	21	1:31.048	22	1:31.694	23	1:32.395	24	1:32.103
25	1:32.502	26	1:32.546	27	1:32.389	28	1:33.871	29	1:34.644						

51 Nico Müller , Castrol EDGE Audi RS 5 DTM / CHE

1	1:37.005	2	1:30.402	3	1:29.521	4	1:29.763	5	1:29.333	6	1:30.115	7	1:30.151	8	1:30.857
9	1:31.408	10	1:31.355	11	1:31.359	12	1:31.720	13	1:31.923	pit	1:39.630	15	2:05.572	16	1:29.870
17	1:29.374	18	1:29.102	19	1:29.219	20	1:29.660	21	1:30.541	22	1:30.108	23	1:29.816	24	1:29.821
25	1:30.193	26	1:30.505	27	1:30.604	28	1:31.478	29	1:31.534	30	1:32.017	31	1:32.079	32	1:31.600
33	1:32.166	34	1:32.545	35	1:32.166	36	1:32.751	37	1:33.694						

53 Jamie Green , Hoffmann Group Audi RS 5 DTM / GBR

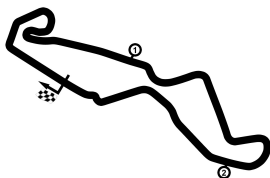
1	1:42.193	2	1:30.966	3	1:30.495	4	1:31.079	5	1:29.991	6	1:29.749	7	1:30.104	8	1:31.729
9	1:31.402	10	1:31.607	pit	1:39.484	12	2:02.925	13	1:30.074	14	1:29.770	15	1:30.110	16	1:29.418
17	1:30.147	18	1:30.113	19	1:30.221	20	1:30.429	21	1:30.911	22	1:31.988	23	1:31.379	24	1:31.067
25	1:31.817	26	1:31.915	27	1:32.014	28	1:33.191	29	1:32.448	30	1:32.346	31	1:32.302	32	1:32.225

DTM Assen

TT Circuit Assen, length 4555 m

19. - 21.07.2019

DTM



DTM

Lap by Lap race 2, 21.07.2019

-Reg.No.: 0309.19.238

33	1:32.482	34	1:34.104	35	1:33.269	36	1:32.542	37	1:32.499						
----	----------	----	----------	----	----------	----	----------	----	----------	--	--	--	--	--	--

62 Ferdinand von Habsburg , Aston Martin Vantage DTM / AUT

1	1:42.390	2	1:31.052	3	1:30.739	4	1:31.133	5	1:31.404	6	1:32.235	7	1:31.295	8	1:31.422
9	1:31.896	10	1:31.667	11	1:32.304	12	1:32.197	13	1:32.360	14	1:32.180	15	1:32.395	16	1:32.339
17	1:32.351	18	1:32.559	19	1:32.079	pit	1:39.841	21	2:12.596	22	1:28.912	23	1:30.170	24	1:29.985
25	1:29.311	26	1:29.752	27	1:29.751	28	1:30.238	29	1:30.659	30	1:31.897	31	1:32.658	32	1:32.611
33	1:32.961	34	1:32.446	35	1:32.377	36	1:31.995	37	1:31.846						

76 Jake Dennis , Aston Martin Vantage DTM / GBR

1	1:41.008	2	1:31.275	3	1:30.667	4	1:31.513	5	1:31.802	6	1:30.964	7	1:30.838	8	1:32.385
9	1:31.579	10	1:31.569	11	1:31.818	12	1:31.718	13	1:31.968	14	1:32.372	15	1:32.550	16	1:32.523
17	1:33.098	18	1:34.009	pit	2:21.553										

99 Mike Rockenfeller , Akrapovic Audi RS 5 DTM / DEU

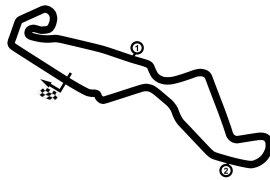
1	1:36.483	2	1:29.651	3	1:29.344	4	1:29.944	5	1:29.617	6	1:30.090	7	1:30.236	8	1:30.708
9	1:31.133	10	1:31.085	11	1:31.213	12	1:31.224	13	1:31.564	14	1:31.269	15	1:32.011	16	1:31.409
pit	1:39.429	18	1:59.725	19	1:28.801	20	1:28.720	21	1:29.145	22	1:29.158	23	1:29.564	24	1:30.507
25	1:30.544	26	1:29.863	27	1:30.178	28	1:31.282	29	1:31.706	30	1:31.526	31	1:32.068	32	1:31.924
33	1:32.861	34	1:32.791	35	1:33.251	36	1:32.138	37	1:32.397						

DTM Assen

TT Circuit Assen, length 4555 m

19. - 21.07.2019

DTM



-Reg.No.: 0309.19.238

Lap Analysis race 2, 21.07.2019

3 Paul Di Resta , Aston Martin Vantage DTM / GBR									theoretical besttime: 1:28.659								
Lap	Time	S1	V1	S2	V2	S3	V3	Vmax	Lap	Time	S1	V1	S2	V2	S3	V3	Vmax
1	1:47.514	51.742	239	35.875		19.897	208	239	20	1:31.613	36.127	244	35.352		20.134	207	244
2	1:29.633	34.981	242	34.734		19.918	207	242	21	1:40.620	36.039	244	35.939				244
3	1:29.846	35.095	242	34.976		19.775	207	242	22	2:04.559	1:09.667	240	35.008		19.884	212	240
4	1:29.914	35.073	248	35.021		19.820	209	248	23	1:28.659	34.582	244	34.423		19.654	209	244
5	1:30.406	35.155	241	35.154		20.097	210	241	24	1:29.298	35.005	241	34.488		19.805	207	241
6	1:30.743	35.702	242	35.124		19.917	208	242	25	1:29.519	35.074	242	34.597		19.848	210	242
7	1:30.238	35.392	249	34.969		19.877	210	249	26	1:30.877	35.186	245	35.509		20.182	208	245
8	1:31.018	35.617	250	35.360		20.041	210	250	27	1:30.417	35.503	243	34.868		20.046	208	243
9	1:31.381	35.808	243	35.442		20.131	207	243	28	1:32.876	35.660	244	36.884		20.332	208	244
10	1:31.389	35.901	242	35.383		20.105	208	242	29	1:30.139	35.450	248	34.800		19.889	207	248
11	1:30.907	35.756	241	35.302		19.849	210	241	30	1:30.702	35.529	241	35.143		20.030	210	241
12	1:31.025	35.558	249	35.423		20.044	208	249	31	1:31.311	36.064	247	35.381		19.866	207	247
13	1:31.169	35.858	248	35.321		19.990	211	248	32	1:31.123	35.788	242	35.373		19.962	209	242
14	1:31.804	35.987	242	35.666		20.151	210	242	33	1:31.654	35.763	244	35.782		20.109	208	244
15	1:31.780	35.939	248	35.740		20.101	210	248	34	1:33.818	36.603	246	37.052		20.163	209	246
16	1:31.867	36.134	242	35.631		20.102	210	242	35	1:31.531	36.224	244	35.380		19.927	209	244
17	1:31.583	35.966	243	35.516		20.101	207	243	36	1:31.938	36.066	249	36.005		19.867	205	249
18	1:31.393	35.992	242	35.314		20.087	207	242	37	1:31.221	35.840	244	35.311		20.070	209	244
19	1:31.628	36.077	243	35.448		20.103	205	243									

4 Robin Frijns , Aral Ultimate Audi RS 5 DTM / NLD									theoretical besttime: 1:28.765								
Lap	Time	S1	V1	S2	V2	S3	V3	Vmax	Lap	Time	S1	V1	S2	V2	S3	V3	Vmax
1	1:36.730	41.240	240	34.927		20.563	212	240	20	1:29.100	34.899	244	34.503		19.698	212	244
2	1:29.817	35.002	245	34.740		20.075	211	245	21	1:30.460	35.277	249	35.192		19.991	216	249
3	1:29.501	35.076	248	34.619		19.806	211	248	22	1:29.980	35.572	244	34.744		19.664	212	244
4	1:29.856	34.968	246	34.883		20.005	212	246	23	1:29.560	35.101	245	34.660		19.799	216	245
5	1:29.626	35.168	245	34.672		19.786	212	245	24	1:30.084	35.308	245	34.842		19.934	210	245
6	1:30.034	35.153	246	34.970		19.911	215	246	25	1:30.436	35.437	245	35.085		19.914	211	245
7	1:30.198	35.301	246	35.093		19.804	211	246	26	1:31.103	35.576	244	35.554		19.973	211	244
8	1:30.735	35.737	247	35.075		19.923	211	247	27	1:30.890	35.764	250	35.128		19.998	211	250
9	1:31.224	35.841	245	35.357		20.026	212	245	28	1:32.236	35.974	252	35.922		20.340	211	252
10	1:31.030	35.949	245	35.184		19.897	211	245	29	1:34.705	37.400	251	36.762		20.543	208	251
11	1:31.398	35.738	253	35.868		19.792	210	253	30	1:33.213	36.420	251	36.305		20.488	209	251
12	1:31.364	36.009	245	35.389		19.966	210	245	31	1:34.390	36.777	244	36.820		20.793	209	244
13	1:31.567	36.048	245	35.487		20.032	214	245	32	1:34.075	36.693	244	36.602		20.780	208	244
14	1:31.808	36.238	244	35.502		20.068	209	244	33	1:34.546	36.954	245	36.867		20.725	207	245
15	1:38.977	35.792	244	35.155				244	34	1:34.608	36.615	250	36.493		21.500	207	250
16	2:04.771	1:05.618	243	38.968		20.185	210	243	35	1:33.767	36.636	252	36.408		20.723	208	252
17	1:29.466	35.111	242	34.476		19.879	210	242	36	1:33.032	36.503	253	36.193		20.336	211	253
18	1:28.895	34.951	242	34.279		19.665	212	242	37	1:34.102	36.229	253	36.979		20.894	209	253
19	1:28.901	34.822	245	34.376		19.703	211	245									

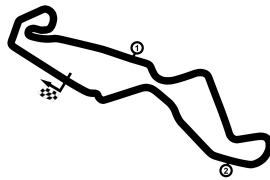
7 Bruno Spengler , BMW Bank M4 DTM / CAN									theoretical besttime: 1:29.420								
Lap	Time	S1	V1	S2	V2	S3	V3	Vmax	Lap	Time	S1	V1	S2	V2	S3	V3	Vmax
1	1:40.004	43.105	246	36.805		20.094	215	246	11	1:29.799	35.272	240	34.677		19.850	211	240
2	1:31.330	35.757	237	35.798		19.775	215	237	12	1:30.357	35.655	240	34.939		19.763	210	240
3	1:29.478	35.174	242	34.735		19.569	212	242	13	1:30.478	35.619	240	34.957		19.902	211	240
4	1:29.921	35.367	241	34.846		19.708	210	241	14	1:30.500	35.693	240	34.911		19.896	210	240
5	1:29.916	35.302	241	34.912		19.702	209	241	15	1:31.094	35.943	240	35.287		19.864	210	240
6	1:30.908	35.837	240	35.214		19.857	209	240	16	1:31.102	35.876	240	35.259		19.967	208	240
7	1:31.206	35.961	241	35.299		19.946	209	241	17	1:31.358	35.948	248	35.322		20.088	209	248
8	1:40.795	36.138	242	35.783				242	18	1:33.537	36.460	246	36.031		21.046	207	246
9	2:02.673	1:07.118	239	35.534		20.021	210	239	19	1:46.285	37.195	240	38.626				240
10	1:30.112	35.441	240	34.836		19.835	214	240									

DTM Assen

TT Circuit Assen, length 4555 m

19. - 21.07.2019

DTM



-Reg.No.: 0309.19.238

Lap Analysis race 2, 21.07.2019

11 Marco Wittmann , Schaeffler BMW M4 DTM / DEU										theoretical besttime: 1:28.111							
Lap	Time	S1	V1	S2	V2	S3	V3	Vmax	Lap	Time	S1	V1	S2	V2	S3	V3	Vmax
1	1:40.200	43.504	248	36.689		20.007	210	248	20	1:29.600	35.371	242	34.548		19.681	211	242
2	1:30.635	35.512	244	35.531		19.592	211	244	21	1:29.664	35.206	242	34.706		19.752	212	242
3	1:29.418	34.839	250	35.030		19.549	212	250	22	1:30.050	35.494	241	34.754		19.802	210	241
4	1:28.901	34.829	242	34.395		19.677	210	242	23	1:30.920	35.953	241	35.098		19.869	210	241
5	1:29.532	35.236	242	34.776		19.520	210	242	24	1:30.623	35.560	241	35.227		19.836	214	241
6	1:30.405	35.363	244	35.427		19.615	210	244	25	1:30.658	35.654	242	35.079		19.925	209	242
7	1:29.543	35.252	243	34.584		19.707	210	243	26	1:31.615	35.832	242	35.793		19.990	209	242
8	1:30.641	35.780	244	35.102		19.759	212	244	27	1:31.675	35.936	251	35.582		20.157	209	251
9	1:31.258	36.106	251	35.467		19.685	212	251	28	1:31.617	36.154	248	35.458		20.005	210	248
10	1:30.691	35.553	242	35.147		19.991	205	242	29	1:31.990	36.102	241	35.662		20.226	208	241
11	1:31.613	36.089	242	35.607		19.917	209	242	30	1:32.561	36.430	240	35.823		20.308	209	240
12	1:31.911	36.103	244	35.732		20.076	208	244	31	1:32.622	36.680	241	35.659		20.283	209	241
13	1:40.011	35.973	250	35.882				250	32	1:32.260	36.335	240	35.683		20.242	207	240
14	2:00.265	1:05.561	237	34.778		19.926	209	237	33	1:33.063	36.560	240	36.118		20.385	208	240
15	1:29.323	34.948	240	34.538		19.837	211	240	34	1:32.430	36.372	250	35.872		20.186	210	250
16	1:29.494	35.160	238	34.590		19.744	214	238	35	1:32.248	36.256	251	35.742		20.250	208	251
17	1:28.227	34.562	252	34.127		19.538	212	252	36	1:32.297	36.257	250	35.846		20.194	208	250
18	1:28.338	34.699	252	34.029		19.610	211	252	37	1:32.654	36.333	244	35.995		20.326	207	244
19	1:30.124	35.002	242	34.799		20.323	212	242									

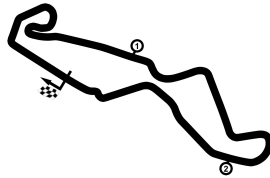
16 Timo Glock , JIVS BMW M4 DTM / DEU										theoretical besttime: 1:29.165							
Lap	Time	S1	V1	S2	V2	S3	V3	Vmax	Lap	Time	S1	V1	S2	V2	S3	V3	Vmax
1	1:40.698	43.406	238	37.317		19.975	212	238	20	1:30.479	35.269	253	35.260		19.950	212	253
2	1:31.052	35.600	246	35.733		19.719	211	246	21	1:32.306	36.264	242	35.975		20.067	208	242
3	1:29.640	35.235	246	34.787		19.618	211	246	22	1:31.712	35.807	244	35.894		20.011	214	244
4	1:29.829	35.330	243	34.797		19.702	211	243	23	1:31.450	35.847	241	35.594		20.009	209	241
5	1:29.915	35.458	242	34.771		19.686	210	242	24	1:31.367	35.973	241	35.530		19.864	207	241
6	1:30.795	35.876	241	35.055		19.864	208	241	25	1:32.204	35.791	242	36.420		19.993	207	242
7	1:31.098	36.034	243	35.235		19.829	210	243	26	1:32.696	35.961	249	36.410		20.325	209	249
8	1:31.839	36.172	243	35.774		19.893	207	243	27	1:32.528	36.370	243	35.968		20.190	207	243
9	1:30.676	35.528	252	35.291		19.857	208	252	28	1:41.453	36.243	242	36.221				242
10	1:31.242	35.784	251	35.344		20.114	204	251	29	2:02.348	1:06.544	237	35.660		20.144	210	237
11	1:32.412	36.134	242	35.666		20.612	203	242	30	1:29.645	35.175	242	34.628		19.842	211	242
12	1:32.098	36.183	251	35.735		20.180	205	251	31	1:29.682	34.919	252	35.062		19.701	208	252
13	1:32.506	36.333	240	36.008		20.165	208	240	32	1:31.257	35.419	242	35.808		20.030	209	242
14	1:41.049	36.305	241	35.970				241	33	1:31.319	35.672	249	35.829		19.818	210	249
15	2:02.980	1:06.921	238	35.939		20.120	208	238	34	1:30.327	35.436	252	34.923		19.968	209	252
16	1:30.464	35.486	252	34.933		20.045	207	252	35	1:30.105	35.288	250	34.957		19.860	207	250
17	1:29.888	35.055	250	34.971		19.862	208	250	36	1:30.577	35.493	242	35.090		19.994	205	242
18	1:30.195	35.346	241	34.838		20.011	208	241	37	1:31.885	35.796	241	35.500		20.589	192	241
19	1:30.298	35.264	241	35.063		19.971	207	241									

DTM Assen

TT Circuit Assen, length 4555 m

19. - 21.07.2019

DTM



DTM

-Reg.No.: 0309.19.238

Lap Analysis race 2, 21.07.2019

21 Pietro Fittipaldi , WRT Audi RS 5 DTM / BRA

theoretical besttime: 1:29.012

Lap	Time	S1	V1	S2	V2	S3	V3	Vmax	Lap	Time	S1	V1	S2	V2	S3	V3	Vmax
1	1:38.151	42.416	242	35.745		19.990	210	242	20	1:29.965	35.295	242	34.741		19.929	209	242
2	1:30.416	35.065	245	35.438		19.913	210	245	21	1:30.579	35.603	242	34.996		19.980	210	242
3	1:29.263	34.962	253	34.527		19.774	211	253	22	1:30.872	35.390	252	35.335		20.147	212	252
4	1:29.604	35.170	243	34.566		19.868	209	243	23	1:31.097	35.558	241	35.404		20.135	209	241
5	1:29.733	35.382	244	34.615		19.736	212	244	24	1:31.140	35.878	243	35.199		20.063	210	243
6	1:29.936	35.663	242	34.434		19.839	209	242	25	1:31.135	35.665	242	35.341		20.129	208	242
7	1:30.129	35.452	242	34.872		19.805	209	242	26	1:32.449	35.793	241	36.401		20.255	208	241
8	1:30.936	35.763	242	35.169		20.004	209	242	27	1:32.628	36.297	244	35.949		20.382	207	244
9	1:31.055	35.868	245	35.170		20.017	211	245	28	1:33.442	36.293	248	36.517		20.632	202	248
10	1:31.671	36.094	244	35.558		20.019	209	244	29	1:34.015	37.377	243	36.144		20.494	207	243
11	1:31.668	36.086	244	35.568		20.014	210	244	30	1:33.964	36.882	249	36.481		20.601	207	249
12	1:31.881	36.010	252	35.776		20.095	210	252	31	1:33.373	36.537	240	36.502		20.334	207	240
13	1:32.199	36.171	243	35.714		20.314	208	243	32	1:33.129	36.578	250	36.191		20.360	212	250
14	1:32.448	36.452	242	35.961		20.035	212	242	33	1:33.004	36.176	245	36.358		20.470	207	245
15	1:42.226	36.764	242	36.644				242	34	1:35.614	37.612	248	37.400		20.602	210	248
16	2:02.372	1:07.579	240	34.871		19.922	211	240	35	1:33.996	36.806	249	36.506		20.684	207	249
17	1:29.207	34.842	250	34.579		19.786	215	250	36	1:35.017	37.731	249	36.989		20.297	211	249
18	1:30.092	35.177	246	34.946		19.969	211	246	37	1:32.403	36.276	249	35.938		20.189	208	249
19	1:29.846	35.124	243	34.776		19.946	210	243									

23 Daniel Juncadella , Aston Martin Vantage DTM / ESP

theoretical besttime: 1:29.369

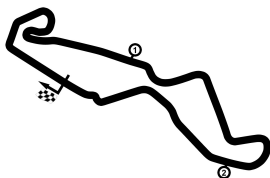
Lap	Time	S1	V1	S2	V2	S3	V3	Vmax	Lap	Time	S1	V1	S2	V2	S3	V3	Vmax
1	1:39.701	42.975	242	36.583		20.143	214	242	20	1:31.750	36.228	244	35.427		20.095	209	244
2	1:30.515	35.438	244	35.273		19.804	209	244	21	1:32.404	36.472	243	35.914		20.018	214	243
3	1:29.974	35.315	247	34.903		19.756	211	247	22	1:40.439	36.307	242	35.472				242
4	1:30.100	35.424	250	34.958		19.718	211	250	23	2:02.710	1:07.188	239	35.748		19.774	210	239
5	1:29.853	35.116	242	34.961		19.776	209	242	24	1:29.574	35.186	243	34.619		19.769	209	243
6	1:30.812	35.643	241	35.263		19.906	209	241	25	1:29.457	35.162	242	34.604		19.691	210	242
7	1:31.041	35.772	243	35.360		19.909	208	243	26	1:30.903	35.112	245	35.937		19.854	214	245
8	1:31.095	35.804	244	35.414		19.877	209	244	27	1:29.900	35.247	244	34.835		19.818	208	244
9	1:30.928	35.741	244	35.357		19.830	209	244	28	1:32.774	35.631	244	36.756		20.387	210	244
10	1:31.164	35.775	243	35.410		19.979	207	243	29	1:33.120	36.370	244	36.316		20.434	208	244
11	1:31.689	36.035	244	35.539		20.115	207	244	30	1:30.295	35.713	249	34.716		19.866	210	249
12	1:32.234	36.146	244	35.938		20.150	208	244	31	1:30.217	35.669	244	34.809		19.739	210	244
13	1:32.519	36.290	248	36.096		20.133	212	248	32	1:29.854	35.325	252	34.876		19.653	215	252
14	1:32.930	36.391	243	36.399		20.140	209	243	33	1:31.008	35.386	245	35.577		20.045	210	245
15	1:32.459	36.259	248	36.007		20.193	209	248	34	1:32.230	36.005	251	36.309		19.916	219	251
16	1:32.149	36.271	241	35.743		20.135	207	241	35	1:30.535	35.676	250	35.102		19.757	212	250
17	1:32.015	36.222	242	35.687		20.106	207	242	36	1:30.867	35.614	250	35.399		19.854	215	250
18	1:31.608	36.089	242	35.441		20.078	210	242	37	1:34.099	36.141	243	36.667		21.291	205	243
19	1:31.604	36.077	242	35.477		20.050	210	242									

DTM Assen

TT Circuit Assen, length 4555 m

19. - 21.07.2019

DTM



-Reg.No.: 0309.19.238

Lap Analysis race 2, 21.07.2019

25 Philipp Eng , ZF BMW M4 DTM / AUT										theoretical besttime: 1:27.607							
Lap	Time	S1	V1	S2	V2	S3	V3	Vmax	Lap	Time	S1	V1	S2	V2	S3	V3	Vmax
1	1:39.203	42.516	246	36.660		20.027	212	246	20	1:31.057	35.630	241	35.376		20.051	210	241
2	1:30.282	35.195	246	35.245		19.842	211	246	21	1:31.399	35.587	242	35.600		20.212	209	242
3	1:29.743	35.027	253	35.155		19.561	214	253	22	1:32.029	36.121	242	35.636		20.272	207	242
4	1:29.640	35.165	244	34.721		19.754	208	244	23	1:31.151	35.691	252	35.377		20.083	209	252
5	1:30.537	35.292	244	35.540		19.705	209	244	24	1:31.540	35.834	242	35.603		20.103	208	242
6	1:30.621	35.273	244	35.525		19.823	207	244	25	1:31.805	35.905	242	35.671		20.229	209	242
7	1:29.781	35.224	244	34.717		19.840	208	244	26	1:31.836	35.871	253	35.746		20.219	210	253
8	1:30.553	35.428	244	35.126		19.999	207	244	27	1:31.954	35.996	250	35.840		20.118	209	250
9	1:31.712	35.892	245	35.704		20.116	209	245	28	1:33.460	36.274	250	36.860		20.326	211	250
10	1:31.387	35.887	242	35.418		20.082	207	242	29	1:33.286	36.282	252	36.562		20.442	211	252
11	1:32.022	35.925	242	35.888		20.209	207	242	30	1:41.467	36.988	241	35.912				241
12	1:32.270	36.035	252	35.926		20.309	207	252	31	2:02.049	1:07.409	239	34.725		19.915	208	239
13	1:32.731	36.299	242	36.030		20.402	205	242	32	1:28.894	34.922	242	34.367		19.605	211	242
14	1:33.237	36.555	241	36.181		20.501	205	241	33	1:28.376	34.487	252	34.525		19.364	211	252
15	1:41.342	36.560	241	36.105				241	34	1:27.860	34.740	253	33.790		19.330	211	253
16	2:01.732	1:06.572	239	35.204		19.956	209	239	35	1:28.122	34.661	252	34.074		19.387	211	252
17	1:29.526	35.354	241	34.377		19.795	210	241	36	1:28.752	34.890	252	34.425		19.437	211	252
18	1:30.359	35.451	241	34.947		19.961	209	241	37	1:29.744	35.240	252	34.546		19.958	208	252
19	1:31.096	35.661	242	35.370		20.065	208	242									

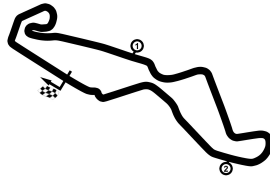
27 Jonathan Aberdein , WRT Audi RS 5 DTM / RSA										theoretical besttime: 1:28.848							
Lap	Time	S1	V1	S2	V2	S3	V3	Vmax	Lap	Time	S1	V1	S2	V2	S3	V3	Vmax
1	1:39.068	42.223	239	36.726		20.119	211	239	20	2:05.464	1:09.274	245	36.208		19.982	214	245
2	1:30.162	35.078	246	35.195		19.889	214	246	21	1:30.443	34.953	256	35.345		20.145	219	256
3	1:29.561	35.172	255	34.672		19.717	217	255	22	1:28.960	34.880	244	34.297		19.783	212	244
4	1:29.514	35.039	246	34.580		19.895	215	246	23	1:29.427	34.996	244	34.567		19.864	219	244
5	1:29.861	35.227	246	34.901		19.733	212	246	24	1:29.299	34.834	244	34.630		19.835	215	244
6	1:30.532	35.231	256	35.545		19.756	210	256	25	1:30.000	35.154	255	34.769		20.077	215	255
7	1:29.720	35.184	252	34.682		19.854	214	252	26	1:30.533	35.363	257	35.210		19.960	217	257
8	1:30.719	35.625	249	35.106		19.988	214	249	27	1:31.461	35.517	245	35.623		20.321	205	245
9	1:32.371	36.033	248	36.259		20.079	210	248	28	1:32.092	35.907	245	35.961		20.224	211	245
10	1:31.018	35.779	245	35.162		20.077	211	245	29	1:32.669	36.106	244	36.243		20.320	217	244
11	1:31.396	35.832	245	35.225		20.339	208	245	30	1:33.327	36.896	242	36.343		20.088	211	242
12	1:32.255	36.009	246	36.093		20.153	208	246	31	1:31.891	36.380	242	35.516		19.995	210	242
13	1:31.834	35.924	245	35.524		20.386	209	245	32	1:31.346	35.998	245	35.195		20.153	214	245
14	1:31.784	36.029	243	35.495		20.260	209	243	33	1:31.135	35.814	245	35.219		20.102	209	245
15	1:31.542	36.011	253	35.347		20.184	208	253	34	1:32.344	35.933	254	35.480		20.931	211	254
16	1:31.339	36.055	243	35.097		20.187	209	243	35	1:31.986	36.104	253	35.536		20.346	209	253
17	1:31.181	35.991	245	34.982		20.208	207	245	36	1:32.203	35.995	252	35.786		20.422	209	252
18	1:30.960	35.862	244	34.865		20.233	209	244	37	1:32.528	36.187	246	36.082		20.259	208	246
19	1:39.634	35.783	245	35.181				245									

DTM Assen

TT Circuit Assen, length 4555 m

19. - 21.07.2019

DTM



-Reg.No.: 0309.19.238

Lap Analysis race 2, 21.07.2019

28 Loic Duval , MASCOT WORKWEAR Audi RS 5 DTM / FRA

theoretical besttime: 1:28.373

Lap	Time	S1	V1	S2	V2	S3	V3	Vmax	Lap	Time	S1	V1	S2	V2	S3	V3	Vmax
1	1:37.480	41.992	240	35.493		19.995	214	240	20	1:32.826	36.658	245	36.001		20.167	209	245
2	1:31.319	35.286	248	36.110		19.923	211	248	21	1:32.107	36.029	246	35.848		20.230	210	246
3	1:29.370	35.138	246	34.625		19.607	212	246	22	1:40.437	36.487	244	35.774				244
4	1:29.417	35.090	245	34.555		19.772	214	245	23	2:01.441	1:05.847	242	35.334		20.260	209	242
5	1:29.985	35.618	245	34.587		19.780	212	245	24	1:29.642	34.918	244	34.776		19.948	211	244
6	1:38.445	35.668	245	34.616				245	25	1:29.051	34.800	245	34.428		19.823	209	245
7	2:01.976	1:05.812	241	35.650		20.514	210	241	26	1:29.724	35.152	246	34.747		19.825	209	246
8	1:29.155	35.174	244	34.222		19.759	211	244	27	1:29.801	35.060	244	34.817		19.924	209	244
9	1:28.530	34.719	246	34.104		19.707	212	246	28	1:30.048	35.262	245	34.955		19.831	209	245
10	1:28.589	34.662	244	34.216		19.711	210	244	29	1:30.258	35.427	242	34.824		20.007	211	242
11	1:28.946	34.806	245	34.364		19.776	210	245	30	1:32.778	36.745	244	35.872		20.161	209	244
12	1:29.023	34.915	244	34.386		19.722	209	244	31	1:31.862	35.944	244	35.546		20.372	207	244
13	1:29.316	34.892	246	34.499		19.925	209	246	32	1:32.897	36.960	244	35.784		20.153	212	244
14	1:29.894	35.343	244	34.624		19.927	209	244	33	1:31.480	35.625	245	35.740		20.115	209	245
15	1:30.883	35.525	242	35.201		20.157	207	242	34	1:31.308	35.705	245	35.635		19.968	212	245
16	1:31.557	35.950	245	35.565		20.042	208	245	35	1:31.487	35.710	253	35.786		19.991	211	253
17	1:31.642	35.902	244	35.536		20.204	205	244	36	1:31.983	35.910	250	36.217		19.856	210	250
18	1:31.797	36.167	246	35.448		20.182	205	246	37	1:31.487	35.457	253	35.730		20.300	209	253
19	1:33.110	36.134	245	36.540		20.436	210	245									

31 Sheldon Van der Linde , Shell BMW M4 DTM / RSA

theoretical besttime: 1:28.760

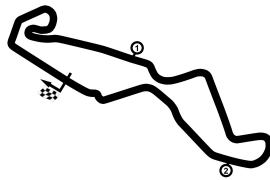
Lap	Time	S1	V1	S2	V2	S3	V3	Vmax	Lap	Time	S1	V1	S2	V2	S3	V3	Vmax
1	1:37.271	41.777	240	35.342		20.152	212	240	20	1:31.794	36.150	241	35.601		20.043	212	241
2	1:30.994	35.473	240	35.631		19.890	209	240	21	1:32.712	36.562	242	35.946		20.204	207	242
3	1:29.184	34.960	241	34.391		19.833	208	241	22	1:31.812	35.841	252	35.854		20.117	211	252
4	1:29.598	35.191	241	34.544		19.863	208	241	23	1:31.480	35.962	242	35.487		20.031	208	242
5	1:29.737	35.304	241	34.627		19.806	209	241	24	1:32.631	35.812	241	36.628		20.191	208	241
6	1:33.769	36.621	242	37.048		20.100	207	242	25	1:32.020	35.770	252	36.043		20.207	207	252
7	1:30.561	35.668	242	34.925		19.968	209	242	26	1:33.916	36.403	243	36.888		20.625	205	243
8	1:30.608	35.702	242	34.873		20.033	205	242	27	1:40.953	35.929	252	36.167				252
9	1:31.263	35.862	243	35.251		20.150	205	243	28	2:02.261	1:06.852	239	35.396		20.013	210	239
10	1:31.484	35.762	252	35.557		20.165	207	252	29	1:30.188	35.346	241	34.897		19.945	211	241
11	1:31.676	35.874	251	35.631		20.171	208	251	30	1:30.198	35.265	241	34.942		19.991	214	241
12	1:32.694	36.230	244	36.109		20.355	207	244	31	1:31.304	35.251	241	36.022		20.031	208	241
13	1:32.528	36.103	250	36.069		20.356	204	250	32	1:30.448	35.085	251	35.303		20.060	210	251
14	1:41.428	36.411	241	36.220				241	33	1:31.849	35.966	241	35.870		20.013	210	241
15	2:02.085	1:06.466	239	35.595		20.024	207	239	34	1:30.553	35.317	252	35.278		19.958	211	252
16	1:29.095	35.295	242	34.300		19.500	216	242	35	1:30.408	35.188	250	35.307		19.913	209	250
17	1:30.361	35.635	241	34.761		19.965	208	241	36	1:30.718	35.472	244	35.236		20.010	209	244
18	1:30.419	35.243	242	34.948		20.228	209	242	37	1:31.336	35.558	245	35.501		20.277	205	245
19	1:31.743	35.673	241	35.230		20.840	207	241									

DTM Assen

TT Circuit Assen, length 4555 m

19. - 21.07.2019

DTM



-Reg.No.: 0309.19.238

Lap Analysis race 2, 21.07.2019

33 René Rast , Audi Sport RS 5 DTM / DEU										theoretical besttime: 1:27.799							
Lap	Time	S1	V1	S2	V2	S3	V3	Vmax	Lap	Time	S1	V1	S2	V2	S3	V3	Vmax
1	1:35.916	40.234	244	35.225		20.457	211	244	20	1:29.049	34.571	253	34.736		19.742	210	253
2	1:29.572	34.967	244	34.826		19.779	211	244	21	1:28.545	34.888	244	34.000		19.657	211	244
3	1:29.578	34.807	245	34.891		19.880	210	245	22	1:29.008	34.971	243	34.305		19.732	211	243
4	1:29.719	35.097	244	34.806		19.816	211	244	23	1:29.394	35.056	243	34.504		19.834	210	243
5	1:29.630	35.187	243	34.657		19.786	211	243	24	1:30.193	35.386	244	34.716		20.091	210	244
6	1:30.213	35.441	244	34.925		19.847	209	244	25	1:30.553	35.484	244	35.054		20.015	208	244
7	1:30.059	35.471	244	34.811		19.777	208	244	26	1:32.073	36.049	245	35.749		20.275	207	245
8	1:30.591	35.647	245	35.021		19.923	209	245	27	1:33.141	36.611	244	36.150		20.380	205	244
9	1:31.016	35.905	245	35.237		19.874	210	245	28	1:33.278	36.577	243	36.232		20.469	207	243
10	1:30.465	35.621	245	34.841		20.003	208	245	29	1:42.219	37.221	243	36.669				243
11	1:30.974	35.863	244	35.131		19.980	209	244	30	2:03.322	1:08.098	243	35.176		20.048	208	243
12	1:31.255	35.769	244	35.486		20.000	207	244	31	1:31.228	36.301	253	34.713		20.214	216	253
13	1:31.573	35.985	244	35.526		20.062	208	244	32	1:28.472	34.666	245	33.888		19.918	212	245
14	1:31.758	36.039	243	35.538		20.181	209	243	33	1:28.546	34.831	244	34.100		19.615	214	244
15	1:39.497	36.150	244	35.453				244	34	1:28.324	34.529	253	34.413		19.382	215	253
16	2:00.611	1:05.710	242	34.956		19.945	214	242	35	1:29.720	35.061	255	34.548		20.111	212	255
17	1:28.520	34.788	244	34.083		19.649	211	244	36	1:29.417	34.733	255	35.134		19.550	210	255
18	1:28.441	34.745	243	33.921		19.775	214	243	37	1:29.012	34.872	256	34.581		19.559	202	256
19	1:29.025	34.673	244	34.660		19.692	211	244									

47 Joel Eriksson , CATL BMW M4 DTM / SWE										theoretical besttime: 1:28.900							
Lap	Time	S1	V1	S2	V2	S3	V3	Vmax	Lap	Time	S1	V1	S2	V2	S3	V3	Vmax
1	1:41.708	43.812	243	37.635		20.261	209	243	16	1:30.201	35.433	239	34.833		19.935	209	239
2	1:31.001	35.409	241	35.735		19.857	209	241	17	1:29.444	35.075	249	34.551		19.818	209	249
3	1:30.533	35.086	252	35.542		19.905	210	252	18	1:31.296	35.627	239	35.596		20.073	208	239
4	1:30.161	35.200	251	35.505		19.456	210	251	19	1:30.437	35.599	241	34.944		19.894	208	241
5	1:29.868	35.125	239	34.612		20.131	201	239	20	1:30.723	35.723	240	35.041		19.959	208	240
6	1:29.952	35.520	248	34.721		19.711	210	248	21	1:31.048	35.730	250	35.240		20.078	208	250
7	1:31.056	35.710	239	35.002		20.344	200	239	22	1:31.694	35.881	239	35.698		20.115	207	239
8	1:31.463	36.141	251	35.225		20.097	207	251	23	1:32.395	36.014	247	36.134		20.247	210	247
9	1:31.349	36.087	241	35.366		19.896	208	241	24	1:32.103	36.123	249	35.738		20.242	208	249
10	1:31.460	36.053	240	35.279		20.128	203	240	25	1:32.502	36.321	240	36.029		20.152	207	240
11	1:31.580	36.187	240	35.307		20.086	205	240	26	1:32.546	36.406	240	35.888		20.252	209	240
12	1:40.014	36.200	240	35.813				240	27	1:32.389	36.332	240	35.800		20.257	207	240
13	2:03.161	1:07.974	236	35.297		19.890	205	236	28	1:33.871	36.621	240	36.806		20.444	207	240
14	1:29.294	35.119	239	34.369		19.806	209	239	29	1:34.644	37.763	240	36.373		20.508	208	240
15	1:30.246	35.496	238	34.784		19.966	210	238									

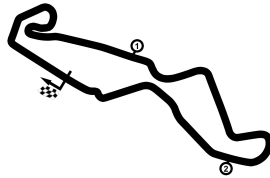
51 Nico Müller , Castrol EDGE Audi RS 5 DTM / CHE										theoretical besttime: 1:28.703							
Lap	Time	S1	V1	S2	V2	S3	V3	Vmax	Lap	Time	S1	V1	S2	V2	S3	V3	Vmax
1	1:37.005	41.249	245	35.440		20.316	212	245	20	1:29.660	35.121	244	34.666		19.873	209	244
2	1:30.402	35.225	246	34.947		20.230	210	246	21	1:30.541	35.194	249	35.475		19.872	212	249
3	1:29.521	34.846	245	34.763		19.912	212	245	22	1:30.108	34.957	250	35.158		19.993	211	250
4	1:29.763	34.906	245	34.899		19.958	209	245	23	1:29.816	35.100	242	34.779		19.937	209	242
5	1:29.333	34.827	244	34.766		19.740	211	244	24	1:29.821	35.035	246	34.909		19.877	209	246
6	1:30.115	35.265	244	34.974		19.876	211	244	25	1:30.193	35.321	246	35.055		19.817	210	246
7	1:30.151	35.399	245	34.989		19.763	210	245	26	1:30.505	35.359	244	35.206		19.940	209	244
8	1:30.857	35.784	246	35.213		19.860	211	246	27	1:30.604	35.534	244	35.070		20.000	208	244
9	1:31.408	35.758	245	35.576		20.074	210	245	28	1:31.478	35.637	252	35.716		20.125	207	252
10	1:31.355	35.806	244	35.474		20.075	210	244	29	1:31.534	35.806	250	35.605		20.123	214	250
11	1:31.359	35.815	245	35.435		20.109	209	245	30	1:32.017	35.879	251	35.832		20.306	208	251
12	1:31.720	35.820	246	35.700		20.200	209	246	31	1:32.079	36.068	243	35.764		20.247	208	243
13	1:31.923	35.841	250	35.636		20.446	209	250	32	1:31.600	35.827	248	35.586		20.187	209	248
14	1:39.630	35.974	250	35.461				250	33	1:32.166	35.959	255	35.835		20.372	211	255
15	2:05.572	1:10.182	241	35.188		20.202	209	241	34	1:32.545	36.270	257	36.030		20.245	211	257
16	1:29.870	34.540	245	35.294		20.036	211	245	35	1:32.166	36.001	257	35.901		20.264	211	257
17	1:29.374	35.063	244	34.423		19.888	210	244	36	1:32.751	36.078	255	35.948		20.725	207	255
18	1:29.102	34.696	244	34.605		19.801	210	244	37	1:33.694	36.180	247	36.616		20.898	208	247
19	1:29.219	34.876	245	34.532		19.811	210	245									

DTM Assen

TT Circuit Assen, length 4555 m

19. - 21.07.2019

DTM



-Reg.No.: 0309.19.238

Lap Analysis race 2, 21.07.2019

53 Jamie Green , Hoffmann Group Audi RS 5 DTM / GBR

theoretical besttime: 1:29.146

Lap	Time	S1	V1	S2	V2	S3	V3	Vmax	Lap	Time	S1	V1	S2	V2	S3	V3	Vmax
1	1:42.193	43.980	246	37.953		20.260	210	246	20	1:30.429	35.505	243	35.109		19.815	210	243
2	1:30.966	35.278	246	35.571		20.117	211	246	21	1:30.911	35.768	243	35.193		19.950	207	243
3	1:30.495	35.050	247	35.592		19.853	211	247	22	1:31.988	35.738	242	36.037		20.213	208	242
4	1:31.079	35.439	245	35.737		19.903	210	245	23	1:31.379	35.814	250	35.485		20.080	209	250
5	1:29.991	35.435	252	34.787		19.769	212	252	24	1:31.067	35.877	251	35.230		19.960	211	251
6	1:29.749	35.464	242	34.449		19.836	212	242	25	1:31.817	36.050	243	35.744		20.023	212	243
7	1:30.104	35.459	243	34.794		19.851	209	243	26	1:31.915	36.043	245	35.734		20.138	209	245
8	1:31.729	36.308	252	35.477		19.944	212	252	27	1:32.014	36.125	245	35.667		20.222	209	245
9	1:31.402	35.863	250	35.707		19.832	211	250	28	1:33.191	36.315	246	36.415		20.461	208	246
10	1:31.607	36.169	244	35.392		20.046	209	244	29	1:32.448	36.445	250	35.664		20.339	207	250
11	1:39.484	36.075	245	35.425				245	30	1:32.346	36.386	243	35.787		20.173	205	243
12	2:02.925	1:07.179	238	35.555		20.191	210	238	31	1:32.302	36.346	242	35.695		20.261	204	242
13	1:30.074	35.101	241	34.818		20.155	210	241	32	1:32.225	36.324	242	35.669		20.232	209	242
14	1:29.770	35.039	242	34.722		20.009	209	242	33	1:32.482	36.519	244	35.759		20.204	209	244
15	1:30.110	35.391	241	34.860		19.859	212	241	34	1:34.104	36.689	244	37.118		20.297	208	244
16	1:29.418	35.142	249	34.392		19.884	212	249	35	1:33.269	36.714	245	36.220		20.335	205	245
17	1:30.147	35.173	244	35.067		19.907	210	244	36	1:32.542	36.593	250	35.765		20.184	210	250
18	1:30.113	35.769	249	34.629		19.715	210	249	37	1:32.499	36.692	251	35.748		20.059	208	251
19	1:30.221	35.566	242	34.709		19.946	215	242									

62 Ferdinand von Habsburg , Aston Martin Vantage DTM / AUT

theoretical besttime: 1:28.912

Lap	Time	S1	V1	S2	V2	S3	V3	Vmax	Lap	Time	S1	V1	S2	V2	S3	V3	Vmax
1	1:42.390	44.235	248	38.079		20.076	211	248	20	1:39.841	36.016	245	35.443				245
2	1:31.052	35.526	245	35.232		20.294	210	245	21	2:12.596	1:16.830	240	35.750		20.016	211	240
3	1:30.739	35.466	245	35.357		19.916	214	245	22	1:28.912	34.748	243	34.521		19.643	212	243
4	1:31.133	35.559	245	35.564		20.010	211	245	23	1:30.170	34.852	245	35.345		19.973	211	245
5	1:31.404	35.718	244	35.631		20.055	210	244	24	1:29.985	35.254	245	34.921		19.810	208	245
6	1:32.235	36.223	216	36.017		19.995	207	216	25	1:29.311	34.877	252	34.731		19.703	217	252
7	1:31.295	35.713	243	35.563		20.019	208	243	26	1:29.752	35.036	246	34.890		19.826	209	246
8	1:31.422	35.841	251	35.538		20.043	216	251	27	1:29.751	35.271	252	34.741		19.739	212	252
9	1:31.896	36.120	243	35.745		20.031	209	243	28	1:30.238	35.350	245	35.057		19.831	209	245
10	1:31.667	36.007	244	35.533		20.127	207	244	29	1:30.659	35.768	243	34.963		19.928	209	243
11	1:32.304	36.244	243	35.832		20.228	209	243	30	1:31.897	36.123	245	35.685		20.089	209	245
12	1:32.197	36.122	243	35.887		20.188	207	243	31	1:32.658	36.614	246	35.911		20.133	212	246
13	1:32.360	36.182	242	35.895		20.283	208	242	32	1:32.611	36.259	244	36.055		20.297	212	244
14	1:32.180	36.080	249	35.725		20.375	207	249	33	1:32.961	36.238	250	36.362		20.361	210	250
15	1:32.395	36.311	241	35.924		20.160	209	241	34	1:32.446	36.210	251	36.060		20.176	208	251
16	1:32.339	36.321	244	35.753		20.265	210	244	35	1:32.377	36.117	250	36.075		20.185	208	250
17	1:32.351	36.264	244	35.776		20.311	204	244	36	1:31.995	36.037	250	35.746		20.212	210	250
18	1:32.559	36.401	250	35.870		20.288	210	250	37	1:31.846	36.028	251	35.618		20.200	208	251
19	1:32.079	36.093	252	35.810		20.176	209	252									

76 Jake Dennis , Aston Martin Vantage DTM / GBR

theoretical besttime: 1:30.256

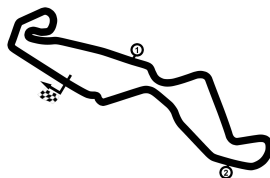
Lap	Time	S1	V1	S2	V2	S3	V3	Vmax	Lap	Time	S1	V1	S2	V2	S3	V3	Vmax
1	1:41.008	43.875	246	37.184		19.949	212	246	11	1:31.818	35.951	242	35.722		20.145	207	242
2	1:31.275	35.615	244	35.883		19.777	210	244	12	1:31.718	36.056	249	35.662		20.000	209	249
3	1:30.667	35.354	242	35.474		19.839	212	242	13	1:31.968	36.018	240	35.727		20.223	205	240
4	1:31.513	35.369	249	36.282		19.862	209	249	14	1:32.372	36.399	240	35.769		20.204	210	240
5	1:31.802	35.593	241	36.268		19.941	210	241	15	1:32.550	36.280	240	35.960		20.310	210	240
6	1:30.964	35.655	240	35.376		19.933	209	240	16	1:32.523	36.337	242	35.934		20.252	209	242
7	1:30.838	35.644	241	35.125		20.069	204	241	17	1:33.098	36.582	241	36.151		20.365	205	241
8	1:32.385	36.489	243	35.618		20.278	205	243	18	1:34.009	36.817	241	36.419		20.773	198	241
9	1:31.579	35.935	242	35.542		20.102	207	242	19	2:21.553	48.741	154	52.252				154
10	1:31.569	35.944	242	35.526		20.099	210	242									

DTM Assen

TT Circuit Assen, length 4555 m

19. - 21.07.2019

DTM



DTM

Lap Analysis race 2, 21.07.2019

-Reg.No.: 0309.19.238

99 Mike Rockenfeller , Akrapovic Audi RS 5 DTM / DEU

theoretical besttime: 1:28.413

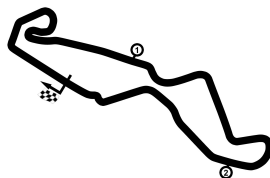
Lap	Time	S1	V1	S2	V2	S3	V3	Vmax	Lap	Time	S1	V1	S2	V2	S3	V3	Vmax
1	1:36.483	40.795	243	35.135		20.553	208	243	20	1:28.720	34.575	245	34.378		19.767	211	245
2	1:29.651	34.881	245	34.682		20.088	212	245	21	1:29.145	35.123	251	34.147		19.875	211	251
3	1:29.344	34.740	244	34.860		19.744	212	244	22	1:29.158	34.835	245	34.427		19.896	214	245
4	1:29.944	34.988	245	35.043		19.913	216	245	23	1:29.564	34.891	244	34.668		20.005	211	244
5	1:29.617	35.106	245	34.760		19.751	214	245	24	1:30.507	34.953	257	35.294		20.260	209	257
6	1:30.090	35.374	244	34.849		19.867	210	244	25	1:30.544	35.363	252	35.174		20.007	215	252
7	1:30.236	35.498	245	34.946		19.792	210	245	26	1:29.863	35.328	256	34.662		19.873	210	256
8	1:30.708	35.541	246	35.151		20.016	209	246	27	1:30.178	35.365	245	34.844		19.969	209	245
9	1:31.133	35.844	246	35.359		19.930	210	246	28	1:31.282	35.755	244	35.354		20.173	210	244
10	1:31.085	35.793	244	35.345		19.947	212	244	29	1:31.706	35.973	242	35.524		20.209	209	242
11	1:31.213	36.005	245	35.272		19.936	208	245	30	1:31.526	35.868	244	35.456		20.202	209	244
12	1:31.224	35.847	245	35.347		20.030	215	245	31	1:32.068	36.319	245	35.596		20.153	209	245
13	1:31.564	35.806	244	35.530		20.228	208	244	32	1:31.924	36.126	244	35.545		20.253	209	244
14	1:31.269	35.948	244	35.257		20.064	209	244	33	1:32.861	36.076	244	36.229		20.556	205	244
15	1:32.011	36.150	244	35.539		20.322	210	244	34	1:32.791	36.328	245	35.831		20.632	204	245
16	1:31.409	35.982	243	35.261		20.166	208	243	35	1:33.251	36.564	244	36.166		20.521	210	244
17	1:39.429	36.458	244	34.929				244	36	1:32.138	35.953	242	35.987		20.198	209	242
18	1:59.725	1:04.564	241	35.133		20.028	211	241	37	1:32.397	35.714	245	36.014		20.669	205	245
19	1:28.801	34.863	242	34.247		19.691	211	242									

DTM Assen

TT Circuit Assen, length 4555 m

19. - 21.07.2019

DTM



DTM

Best Sector Times race 2

-Reg.No.: 0309.19.238

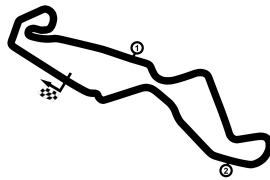
Pos.	sector 1			sector 2			sector 3			theoretical and best lap time				
	No	Driver	Time	No	Driver	Time	No	Driver	Time	No	Driver	theoretical	Best	Pos
1	25	Eng P.	34.487	25	Eng P.	33.790	25	Eng P.	19.330	25	Eng P.	1:27.607	1:27.860	
2	33	Rast R.	34.529	33	Rast R.	33.888	33	Rast R.	19.382	33	Rast R.	1:27.799	1:28.324	
3	51	Müller N.	34.540	11	Wittmann M.	34.029	47	Eriksson J.	19.456	11	Wittmann M.	1:28.111	1:28.227	
4	11	Wittmann M.	34.562	28	Duval L.	34.104	31	Van der Linde S.	19.500	28	Duval L.	1:28.373	1:28.530	
5	99	Rockenfeller M.	34.575	99	Rockenfeller M.	34.147	11	Wittmann M.	19.520	99	Rockenfeller M.	1:28.413	1:28.720	
6	3	Di Resta P.	34.582	4	Frijns R.	34.279	7	Spengler B.	19.569	3	Di Resta P.	1:28.659	1:28.659	
7	28	Duval L.	34.662	27	Aberdein J.	34.297	28	Duval L.	19.607	51	Müller N.	1:28.703	1:29.102	
8	62	von Habsburg F.	34.748	31	Van der Linde S.	34.300	16	Glock T.	19.618	31	Van der Linde S.	1:28.760	1:29.095	
9	4	Frijns R.	34.822	47	Eriksson J.	34.369	62	von Habsburg F.	19.643	4	Frijns R.	1:28.765	1:28.895	
10	27	Aberdein J.	34.834	53	Green J.	34.392	23	Juncadella D.	19.653	27	Aberdein J.	1:28.848	1:28.960	
11	21	Fittipaldi P.	34.842	51	Müller N.	34.423	3	Di Resta P.	19.654	47	Eriksson J.	1:28.900	1:29.294	
12	16	Glock T.	34.919	3	Di Resta P.	34.423	4	Frijns R.	19.664	62	von Habsburg F.	1:28.912	1:28.912	
13	31	Van der Linde S.	34.960	21	Fittipaldi P.	34.434	99	Rockenfeller M.	19.691	21	Fittipaldi P.	1:29.012	1:29.207	
14	53	Green J.	35.039	62	von Habsburg F.	34.521	53	Green J.	19.715	53	Green J.	1:29.146	1:29.418	
15	47	Eriksson J.	35.075	23	Juncadella D.	34.604	27	Aberdein J.	19.717	16	Glock T.	1:29.165	1:29.640	
16	23	Juncadella D.	35.112	16	Glock T.	34.628	21	Fittipaldi P.	19.736	23	Juncadella D.	1:29.369	1:29.457	
17	7	Spengler B.	35.174	7	Spengler B.	34.677	51	Müller N.	19.740	7	Spengler B.	1:29.420	1:29.478	
18	76	Dennis J.	35.354	76	Dennis J.	35.125	76	Dennis J.	19.777	76	Dennis J.	1:30.256	1:30.667	

DTM Assen

TT Circuit Assen, length 4555 m

19. - 21.07.2019

DTM



DTM

Topspeed race 2, 21.07.2019

-Reg.No.: 0309.19.238

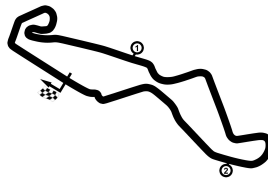
Car No.	Driver	Make	Speed km/h
27	Jonathan Aberdein	WRT Audi RS 5 DTM	257
99	Mike Rockenfeller	Akrapovic Audi RS 5 DTM	257
51	Nico Müller	Castrol EDGE Audi RS 5 DTM	257
33	René Rast	Audi Sport RS 5 DTM	256
4	Robin Frijns	Aral Ultimate Audi RS 5 DTM	253
21	Pietro Fittipaldi	WRT Audi RS 5 DTM	253
25	Philipp Eng	ZF BMW M4 DTM	253
16	Timo Glock	JIVS BMW M4 DTM	253
28	Loic Duval	MASCOT WORKWEAR Audi RS 5 DTM	253
11	Marco Wittmann	Schaeffler BMW M4 DTM	252
62	Ferdinand von Habsburg	Aston Martin Vantage DTM	252
47	Joel Eriksson	CATL BMW M4 DTM	252
23	Daniel Juncadella	Aston Martin Vantage DTM	252
31	Sheldon Van der Linde	Shell BMW M4 DTM	252
53	Jamie Green	Hoffmann Group Audi RS 5 DTM	252
3	Paul Di Resta	Aston Martin Vantage DTM	250
76	Jake Dennis	Aston Martin Vantage DTM	249
7	Bruno Spengler	BMW Bank M4 DTM	248

DTM Assen

TT Circuit Assen, length 4555 m

19. - 21.07.2019

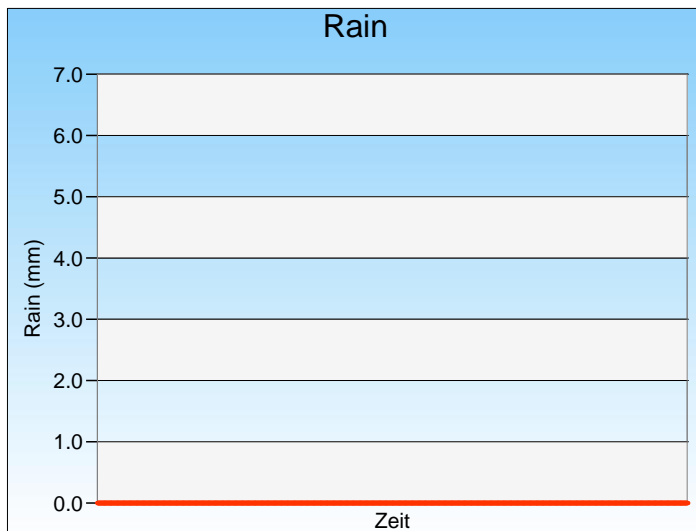
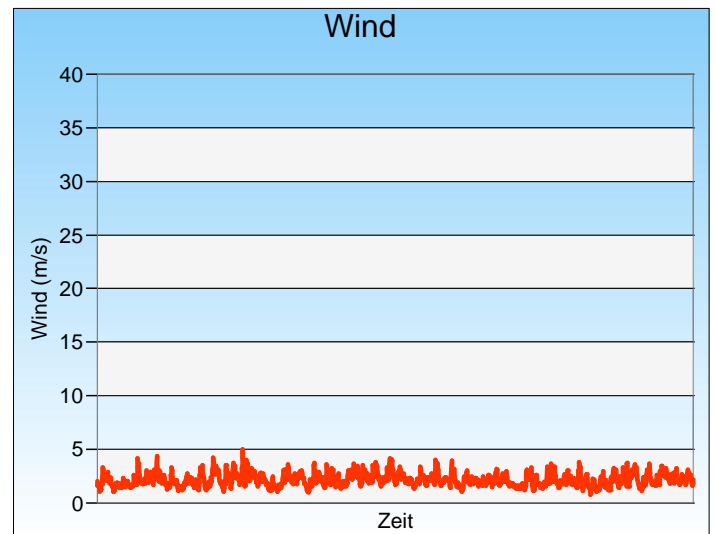
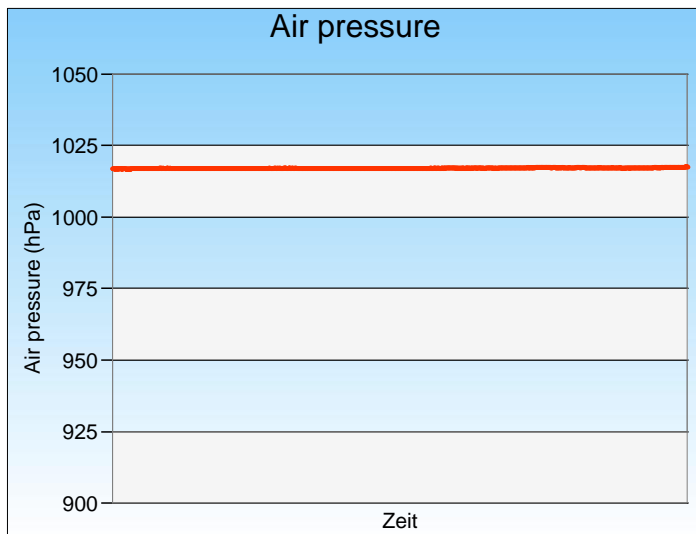
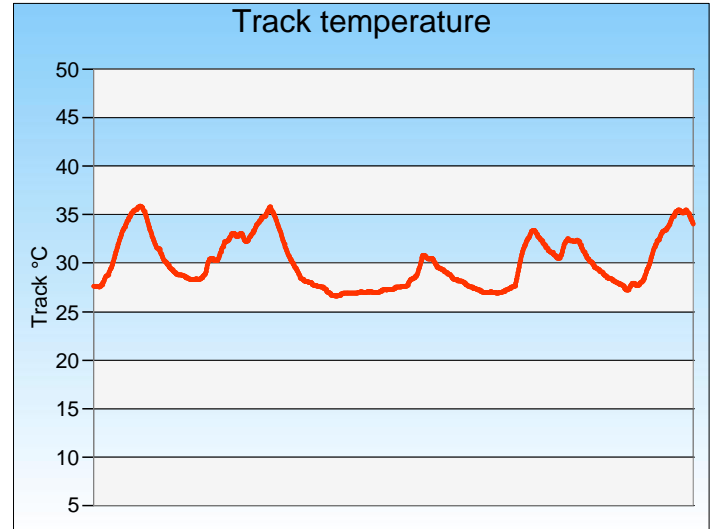
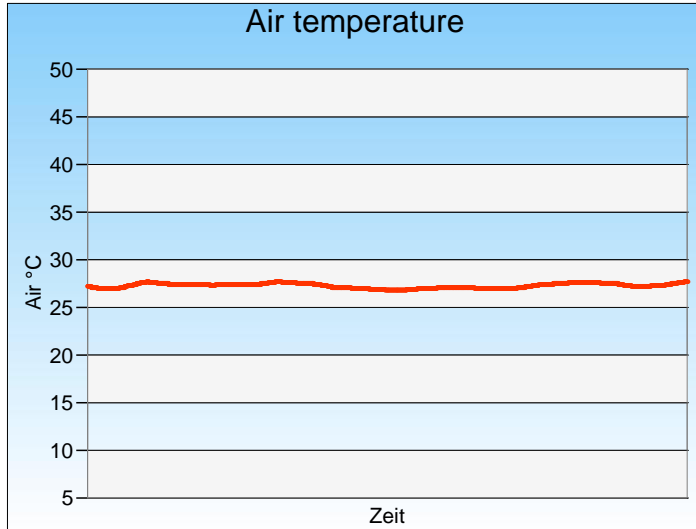
DTM




-Reg.No.: 0309.19.238

Weather race 2

21.07.2019, 13:30:00 - 14:25:00



Weather:

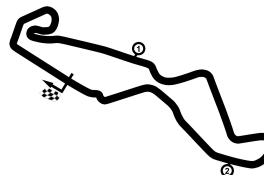


DTM Assen

TT Circuit Assen, length 4555 m

19. - 21.07.2019

DTM



-Reg.No.: 0309.19.238

Drivers Championship 2019

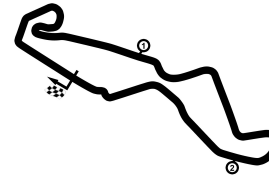
POS	NAME / NATION	SUM	Hockenheim I 1	Hockenheim I 2	Zolder (B) 1	Zolder (B) 2	Misano (I) 1	Misano (I) 2	Norising 1	Norising 2	Assen (NL) 1	Assen (NL) 2	Brands Hatch (GB) 1	Brands Hatch (GB) 2	Lausitzring 1	Lausitzring 2	Nürburgring 1	Nürburgring 2	Hockenheim II 1	Hockenheim II 2	
1	René Rast / DEU	158	(16.)	25 (1.)	+ 2	25 + 2 (1.)	18 + 3 (2.)	15 + 3 (3.)	25 + 1 (1.)	6 + 3 (7.)	15 + 2 (3.)	10 + 3 (5.)									
2	Nico Müller / CHE	136	(8.)	4 (2.)	18 (3.)	15 (8.)	4 (8.)	10 (5.)	25 (1.)	18 + 3 (2.)	4 + 2 (8.)	18 (2.)	15 (3.)								
3	Marco Wittmann / DEU	118	25 + 3 (1.)	4 + 2 (8.)	6 + 3 (7.)		25 (13.)	25 (1.)		4 (8.)	(16.)	25 + 3 (1.)	18 (2.)								
4	Philipp Eng / AUT	111	(14.)	12 + 3 (4.)	25 (1.)	18 + 1 (2.)	6 (7.)	18 (2.)	6 (7.)	10 (5.)	12 (4.)	(13.)									
5	Mike Rockenfeller / DEU	94	18 + 2 (2.)		10 (5.)	12 (4.)	8 (6.)	1 (10.)		15 (3.)	2 (9.)	25 + 1 (1.)									
6	Bruno Spengler / CAN	77	(7.)	6 (5.)	10 (10.)	1 + 1 (10.)	6 (7.)	12 (4.)	4 (8.)	10 + 2 (5.)	25 (1.)	(15.)									
7	Robin Frijns / NLD	65	15 (3.)	15 + 1 (3.)				12 + 2 (4.)		12 (4.)		8 (6.)									
8	Loic Duval / FRA	64	10 (5.)		12 (4.)	(11.)	15 + 1 (3.)	(11.)	12 (4.)	8 + 1 (6.)	4 + 1 (8.)	(11.)									
9	Jamie Green / GBR	51	(12.)	2 (9.)	8 (6.)	15 (3.)			(11.)	18 (2.)	6 (7.)	2 (9.)									
10	Joel Eriksson / SWE	43	(13.)	1 (10.)	18 (2.)	1 (10.)		8 (6.)	15 (3.)			(13.)	(16.)	(16.)							
11	Jonathan Aberdein / RSA	35	(15.)	(14.)			4 + 2 (8.)	6 + 1 (7.)	(13.)	(14.)	8 (6.)	12 + 2 (4.)									
12	Timo Glock / DEU	33	(4.)	12 (6.)	8 (13.)		1 (14.)	(10.)			2 (9.)	10 (5.)	(14.)								

DTM Assen

TT Circuit Assen, length 4555 m

19. - 21.07.2019

DTM



-Reg.No.: 0309.19.238

Drivers Championship 2019

POS	NAME / NATION	SUM	Hockenheim I 1	Hockenheim I 2	Zolder (B) 1	Zolder (B) 2	Misano (I) 1	Misano (I) 2	Norising 1	Norising 2	Assen (NL) 1	Assen (NL) 2	Brands Hatch (GB) 1	Brands Hatch (GB) 2	Lausitzring 1	Lausitzring 2	Nürburgring 1	Nürburgring 2	Hockenheim II 1	Hockenheim II 2	
13	Sheldon Van der Linde / RSA	26	8 (6.)			10 + 3 (5.)	2 (9.)	2 (9.)			1 (10.)										
14	Daniel Juncadella / ESP	17	2 (9.)						8 (6.)	1 (10.)		6 (7.)									
15	Paul Di Resta / GBR	15	+ 1	6 (7.)	4 (8.)							4 (8.)									
16	Pietro Fittipaldi / BRA	14	1 (10.)			2 (9.)	10 (5.)					1 (10.)									
17	Jake Dennis / GBR	10				8 (6.)			2 (9.)												
18	Ferdinand von Habsburg / AUT	3			2 (9.)				1 (10.)												

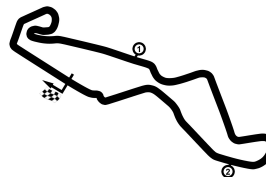
DTM Assen

TT Circuit Assen, length 4555 m

19. - 21.07.2019

DTM

Team Championship 2019



-Reg.No.: 0309.19.238

POS	TEAM	SUM	Hockenheim I 1	Hockenheim I 2	Zolder (B) 1	Zolder (B) 2	Misano (I) 1	Misano (I) 2	Norising 1	Norising 2	Assen (NL) 1	Assen (NL) 2	Brands Hatch (GB) 1	Brands Hatch (GB) 2	Lausitzring 1	Lausitzring 2	Nürburgring 1	Nürburgring 2	Hockenheim II 1	Hockenheim II 2	
1	Audi Sport Team Rosberg	219		27	10	42	21	28	26	27	23	15									
2	Audi Sport Team Abt Sportsline	201	19	34	15	4	10	39	21	18	18	23									
3	BMW Team RMG	195	34	16	11	6	37	4	16	25	28	18									
4	Audi Sport Team Phoenix	158	30		22	12	24	1	12	24	7	26									
5	BMW Team RMR	144	12	23	25	19	7	18	6	12	22										
6	BMW Team RBM	69	8	1	18	14	2	10	15		1										
7	WRT Team Audi Sport	39	1			2	6	7			8	15									
8	R-Motorsport 1	25	1	6	4	8			2			4									
9	R-Motorsport 2	20	2		2				9	1		6									

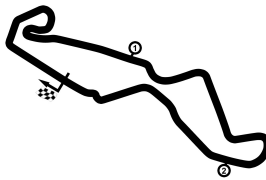
DTM Assen

TT Circuit Assen, length 4555 m

19. - 21.07.2019

DTM

Brand Championship 2019



-Reg.No.: 0309.19.238

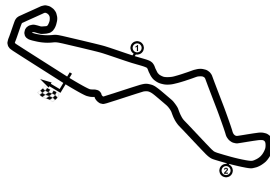
POS	NAME / NATION	SUM	Hockenheim I 1	Hockenheim I 2	Zolder (B) 1	Zolder (B) 2	Misano (I) 1	Misano (I) 2	Norising 1	Norising 2	Assen (NL) 1	Assen (NL) 2	Brands Hatch (GB) 1	Brands Hatch (GB) 2	Lausitzring 1	Lausitzring 2	Nürburgring 1	Nürburgring 2	Hockenheim II 1	Hockenheim II 2	
1	AUDI	576	49	61	47	58	57	68	59	59	50	68									
2	BMW	406	54	39	54	39	45	32	37	37	51	18									
3	Aston Martin	37	3	6	6				11	1		10									

DTM Assen

TT Circuit Assen, length 4555 m

19. - 21.07.2019

DTM



DTM

Fastest Lap in race 2, 21.07.2019

-Reg.No.: 0309.19.238

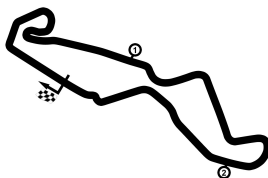
RG.	No.	Driver	Entrant	Time	IN.	DIFF	INT	KM/H	at
1	25	Eng P (AUT)	BMW Team RMR	<u>1:27.860</u>	34		00.367	186.638	14:26:11
2	11	Wittmann M (DEU)	BMW Team RMG	1:28.227	17	00.367	00.097	185.861	13:59:27
3	33	Rast R (DEU)	Audi Sport Team Rosberg	1:28.324	34	00.464	00.206	185.657	14:25:41
4	28	Duval L (FRA)	Audi Sport Team Phoenix	1:28.530	9	00.670	00.129	185.225	13:47:21
5	3	Di Resta P (GBR)	R-Motorsport 1	1:28.659	23	00.799	00.061	184.956	14:08:56
6	99	Rockenfeller M (DEU)	Audi Sport Team Phoenix	1:28.720	20	00.860	00.175	184.829	14:03:59
7	4	Frijns R (NLD)	Audi Sport Team Abt Sportsline	1:28.895	18	01.035	00.017	184.465	14:01:02
8	62	von Habsburg F (AUT)	R-Motorsport 2	1:28.912	22	01.052	00.048	184.430	14:07:43
9	27	Aberdein J (RSA)	WRT Team Audi Sport	<u>1:28.960</u>	22	01.100	00.135	184.330	14:07:15
10	31	Van der Linde S (RSA)	BMW Team RBM	1:29.095	16	01.235	00.007	184.051	13:58:09
11	51	Müller N (CHE)	Audi Sport Team Abt Sportsline	1:29.102	18	01.242	00.105	184.036	14:01:04
12	21	Fittipaldi P (BRA)	WRT Team Audi Sport	1:29.207	17	01.347	00.087	183.820	13:59:38
13	47	Eriksson J (SWE)	BMW Team RBM	1:29.294	14	01.434	00.124	183.641	13:55:08
14	53	Green J (GBR)	Audi Sport Team Rosberg	1:29.418	16	01.558	00.039	183.386	13:58:06
15	23	Juncadella D (ESP)	R-Motorsport 2	1:29.457	25	01.597	00.021	183.306	14:11:56
16	7	Spengler B (CAN)	BMW Team RMG	1:29.478	3	01.618	00.162	183.263	13:37:46
17	16	Glock T (DEU)	BMW Team RMR	<u>1:29.640</u>	3	01.780	01.027	182.932	13:37:47
18	76	Dennis J (GBR)	R-Motorsport 1	1:30.667	3	02.807		180.860	13:37:48

DTM Assen

TT Circuit Assen, length 4555 m

19. - 21.07.2019

DTM



DTM

Stint Analysis race 2, 21.07.2019

-Reg.No.: 0309.19.238

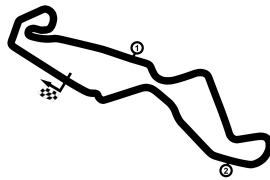
POS	NO	DRIVER	STINT 1			STINT 2			STINT 3			STINT 4		
			LAPS	TIME	KM/H	LAPS	TIME	KM/H	LAPS	TIME	KM/H	LAPS	TIME	KM/H
1.	99	Rockenfeller Mike	17	25:56.410	179.108	20	30:48.149	177.453						
2.	11	Wittmann Marco	13	19:54.759	178.424	24	36:54.318	177.731						
3.	51	Müller Nico	14	21:24.542	178.719	23	35:26.415	177.366						
4.	27	Aberdein Jonathan	19	29:04.451	178.602	18	27:57.108	175.996						
5.	33	Rast René	15	22:51.816	179.302	14	21:44.050	176.045	8	12:28.041	175.370			
6.	4	Frijns Robin	15	22:53.865	179.035	22	34:12.320	175.780						
7.	23	Juncadella Daniel	22	33:48.983	177.801	15	23:17.543	176.002						
8.	3	Di Resta Paul	21	32:17.471	177.736	16	24:49.642	176.128						
9.	53	Green Jamie	11	16:58.799	177.050	26	40:11.706	176.783						
10.	21	Fittipaldi Pietro	15	23:01.316	178.069	22	34:19.339	175.180						
11.	28	Duval Loic	6	9:16.016	176.952	16	24:49.788	176.111	15	23:15.247	176.291			
12.	62	von Habsburg Ferdinand	20	30:55.838	176.718	17	26:30.165	175.306						
13.	25	Eng Philipp	15	23:05.061	177.588	15	23:33.697	173.991	7	10:53.797	175.568			
14.	16	Glock Timo	14	21:34.849	177.296	14	22:00.020	173.916	9	14:07.145	174.211			
15.	31	Van der Linde Sheldon	14	21:32.795	177.578	13	20:31.021	173.168	10	15:39.263	174.584			
16.	47	Eriksson Joel	12	18:30.145	177.253	17	26:27.994	175.546						
17.	7	Spengler Bruno	8	12:23.558	176.427	11	17:27.295	172.232						
18.	76	Dennis Jake	19	30:05.209	172.591									

DTM Assen

TT Circuit Assen, length 4555 m

19. - 21.07.2019

DTM



DTM

Pitstop (Chronology) race 2, 21.07.2019

-Reg.No.: 0309.19.238

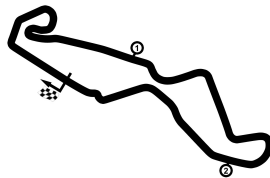
Car	Driver	Entrant	at Lap	Time	duration	Sum
28	Duval Loic	Audi Sport Team Phoenix	6	13:42:10	41.116	41.116
7	Spengler Bruno	BMW Team RMG	8	13:45:17	41.663	41.663
53	Green Jamie	Audi Sport Team Rosberg	11	13:49:53	42.479	42.479
47	Eriksson Joel	BMW Team RBM	12	13:51:24	43.770	43.770
11	Wittmann Marco	BMW Team RMG	13	13:52:49	41.513	41.513
51	Müller Nico	Audi Sport Team Abt Sportsline	14	13:54:19	46.776	46.776
31	Van der Linde Sheldon	BMW Team RBM	14	13:54:27	42.124	42.124
16	Glock Timo	BMW Team RMR	14	13:54:29	42.549	42.549
33	Rast René	Audi Sport Team Rosberg	15	13:55:46	41.856	41.856
4	Frijns Robin	Audi Sport Team Abt Sportsline	15	13:55:48	41.996	41.996
21	Fittipaldi Pietro	WRT Team Audi Sport	15	13:55:55	43.074	43.074
25	Eng Philipp	BMW Team RMR	15	13:55:59	42.000	42.000
99	Rockenfeller Mike	Audi Sport Team Phoenix	17	13:58:50	40.855	40.855
27	Aberdein Jonathan	WRT Team Audi Sport	19	14:01:58	44.342	44.342
62	von Habsburg Ferdinand	R-Motorsport 2	20	14:03:50	51.985	51.985
3	Di Resta Paul	R-Motorsport 1	21	14:05:11	46.030	46.030
23	Juncadella Daniel	R-Motorsport 2	22	14:06:43	43.097	43.097
28	Duval Loic	Audi Sport Team Phoenix	22	14:07:00	41.517	1:22.633
31	Van der Linde Sheldon	BMW Team RBM	27	14:14:58	42.568	1:24.692
16	Glock Timo	BMW Team RMR	28	14:16:29	42.012	1:24.561
33	Rast René	Audi Sport Team Rosberg	29	14:17:30	44.224	1:26.080
25	Eng Philipp	BMW Team RMR	30	14:19:33	43.141	1:25.141

DTM Assen

TT Circuit Assen, length 4555 m

19. - 21.07.2019

DTM



DTM

Pitstops race 2, 21.07.2019

-Reg.No.: 0309.19.238

Pos	Car	Driver	Entrant	at Lap	Time	Duration
1	99	Rockenfeller Mike	Audi Sport Team Phoenix	17	13:58:50	40.855
2	28	Duval Loic	Audi Sport Team Phoenix	6	13:42:10	41.116
3	11	Wittmann Marco	BMW Team RMG	13	13:52:49	41.513
4	7	Spengler Bruno	BMW Team RMG	8	13:45:17	41.663
5	33	Rast René	Audi Sport Team Rosberg	15	13:55:46	41.856
6	4	Frijns Robin	Audi Sport Team Abt Sportsline	15	13:55:48	41.996
7	25	Eng Philipp	BMW Team RMR	15	13:55:59	42.000
8	16	Glock Timo	BMW Team RMR	28	14:16:29	42.012
9	31	Van der Linde Sheldon	BMW Team RBM	14	13:54:27	42.124
10	53	Green Jamie	Audi Sport Team Rosberg	11	13:49:53	42.479
11	21	Fittipaldi Pietro	WRT Team Audi Sport	15	13:55:55	43.074
12	23	Juncadella Daniel	R-Motorsport 2	22	14:06:43	43.097
13	47	Eriksson Joel	BMW Team RBM	12	13:51:24	43.770
14	27	Aberdein Jonathan	WRT Team Audi Sport	19	14:01:58	44.342
15	3	Di Resta Paul	R-Motorsport 1	21	14:05:11	46.030
16	51	Müller Nico	Audi Sport Team Abt Sportsline	14	13:54:19	46.776
17	62	von Habsburg Ferdinand	R-Motorsport 2	20	14:03:50	51.985

DTM Assen

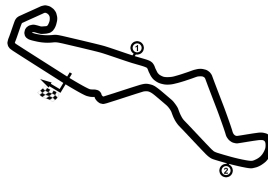
TT Circuit Assen, length 4555 m

19. - 21.07.2019

DTM

Starting grid race 2

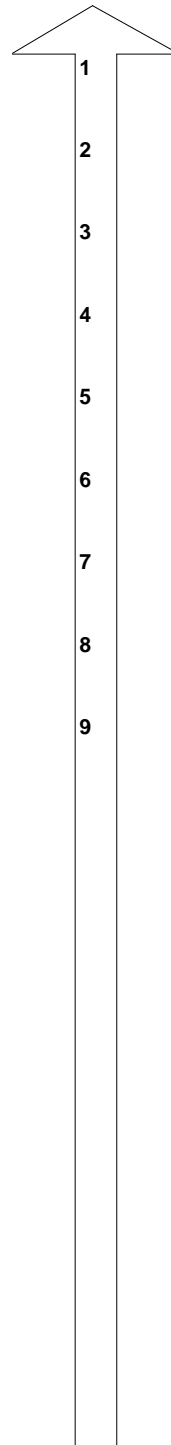
green flag lap at time: 13:30:00



DTM

-Reg.No.: 0309.19.238

33 René Rast Audi Sport RS 5 DTM	1:24.849
99 Mike Rockenfeller Akrapovic Audi RS 5 DTM	1:25.017
4 Robin Frijns Aral Ultimate Audi RS 5 DTM	1:25.102
28 Loic Duval MASCOT WORKWEAR Audi RS 5 DTM	1:25.388
16 Timo Glock JIVS BMW M4 DTM	1:25.468
47 Joel Eriksson CATL BMW M4 DTM	1:25.517
53 Jamie Green Hoffmann Group Audi RS 5 DTM	1:25.854
3 Paul Di Resta Aston Martin Vantage DTM	1:26.370
76 Jake Dennis Aston Martin Vantage DTM	1:27.379



27 Jonathan Aberdein WRT Audi RS 5 DTM	1:24.981
51 Nico Müller Castrol EDGE Audi RS 5 DTM	1:25.018
31 Sheldon Van der Linde Shell BMW M4 DTM	1:25.147
25 Philipp Eng ZF BMW M4 DTM	1:25.410
21 Pietro Fittipaldi WRT Audi RS 5 DTM	1:25.485
7 Bruno Spengler BMW Bank M4 DTM	1:25.750
23 Daniel Juncadella Aston Martin Vantage DTM	1:26.087
62 Ferdinand von Habsburg Aston Martin Vantage DTM	1:26.566
11 Marco Wittmann Schaeffler BMW M4 DTM	

CAR # 11 - ALLOWED TO START FROM THE BACK OF THE GRID (DECISION 20)