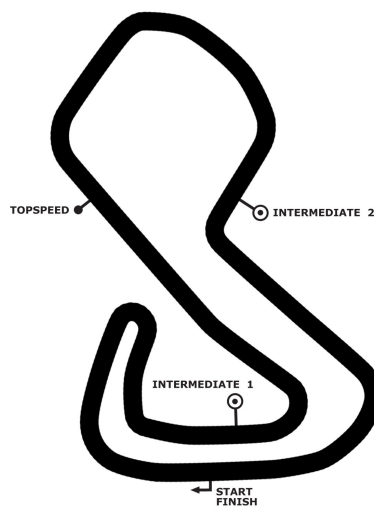


DTM

DTM Brands Hatch

race 1



Brands Hatch GP Circuit 3916 m

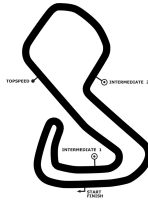
10. & 11.08.2019

DTM Brands Hatch

Brands Hatch GP Circuit, length 3916 m

10. & 11.08.2019

DTM



DTM

Result race 1, 10.08.2019

-Reg.No.: 111506

Rk	No	DRIVER/ENTRANT	CAR	LAPS	TIME	GAP	INT	km/h	BEST	IN
1	11	Marco Wittmann (DEU) BMW Team RMG	Schaeffler BMW M4 DTM	42	56:39.275			174.184	1:18.120	16
2	33	René Rast (DEU) Audi Sport Team Rosberg	Audi Sport RS 5 DTM	42	56:39.649	00.374	00.374	174.165	1:18.229	4
3	51	Nico Müller (CHE) Audi Sport Team Abt Sportsline	Castrol EDGE Audi RS 5 DTM	42	56:47.841	08.566	08.192	173.746	1:18.373	4
4	4	Robin Frijns (NLD) Audi Sport Team Abt Sportsline	Aral Ultimate Audi RS 5 DTM	42	56:54.921	15.646	07.080	173.386	1:18.346	28
5	28	Loic Duval (FRA) Audi Sport Team Phoenix	MASCOT WORKWEAR Audi RS 5 DTM	42	56:57.511	18.236	02.590	173.255	1:18.197	4
6	25	Philipp Eng (AUT) BMW Team RMR	ZF BMW M4 DTM	42	56:58.088	18.813	00.577	173.225	1:17.862	28
7	99	Mike Rockenfeller (DEU) Audi Sport Team Phoenix	Akrapovic Audi RS 5 DTM	42	56:59.331	20.056	01.243	173.162	1:18.310	4
8	31	Sheldon Van der Linde (RSA) BMW Team RBM	Shell BMW M4 DTM	42	57:09.184	29.909	09.853	172.665	1:18.534	3
9	27	Jonathan Aberdein (RSA) WRT Team Audi Sport	WRT Audi RS 5 DTM	42	57:16.362	37.087	07.178	172.304	1:18.759	3
10	23	Daniel Juncadella (ESP) R-Motorsport 2	Aston Martin Vantage DTM	42	57:16.660	37.385	00.298	172.289	1:18.572	3
11	53	Jamie Green (GBR) Audi Sport Team Rosberg	Hoffmann Group Audi RS 5 DTM	42	57:28.271	48.996	11.611	171.709	1:18.240	31
12	7	Bruno Spengler (CAN) BMW Team RMG	BMW Bank M4 DTM	42	57:31.740	52.465	03.469	171.536	1:19.041	4
13	16	Timo Glock (DEU) BMW Team RMR	JIVS BMW M4 DTM	42	57:44.512	1:05.237	12.772	170.904	1:18.879	3
14	3	Paul Di Resta (GBR) R-Motorsport 1	Aston Martin Vantage DTM	39	53:07.948	3 Runden	3 Runden	172.464	1:18.164	4
15	62	Ferdinand von Habsburg (AUT) R-Motorsport 2	Aston Martin Vantage DTM	38	54:02.057	4 Runden	1 Runde	165.237	1:18.361	13
NOT CLASSIFIED										
	76	Jake Dennis (GBR) R-Motorsport 1	Aston Martin Vantage DTM	0	00.000	42 Runden		0.000	00.000	

fastest lap: 25 Eng Philipp 1:17.862 = 181.059 km/h at lap 28

Issued:

Clerk of the Course:

Timekeeper:

Subject to final scrutineering !





Lapchart: DTM race 1

POS	1	2	3	4	5	6	7	8	9	10	11	12	13	14	15
LAP 1	3	11	28	33	51	99	4	53	25	31	23	27	62	16	7
LAP 2	3	11	28	33	51	99	4	53	25	31	23	27	62	16	7
LAP 3	3	11	28	33	51	99	4	53	25	31	23	27	62	16	7
LAP 4	3	11	28	33	51	99	4	53	25	31	23	27	62	16	7
LAP 5	3	11	28	33	51	99	4	53	25	31	23	27	62	16	7
LAP 6	3	11	28	33	51	99	4	25	31	23	62	16	7	53.	27.
LAP 7	3	11	28	33	51	99	4	25	31	62	16	7	23.	53	27
LAP 8	3	11	28	33	51	99	4	25	31	16	7	62	23	53	27
LAP 9	3	11	28	33	51	99	4	25	31	16	7	23	53	27	62.
LAP 10	3	11	28	33	99	51	4	25	31	16	7	23	53	27	62
LAP 11	3	11	28	33	99	51	4	25	31	7	16	23	53	27	62
LAP 12	3	11	28	33	99	4	25	31	7	16	23	51.	53	27	62
LAP 13	3	11	28	33	99	4	25	31	7	16	23	53	51	27	62
LAP 14	3	33	28	99	4	25	31	7	16	11.	23	53	51	27	62
LAP 15	3	99	4	25	31	7	33.	28.	23	53	11	51	16.	27	62
LAP 16	4	25	31	7	23	99.	11	3.	51	33	53	28	27	16	62
LAP 17	4	25	31	7	11	51	33	53	28	99	3	27	23.	16	62
LAP 18	4	25	7	11	51	33	28	53	99	31.	3	27	16	23	62
LAP 19	4	25	11	7	33	51	28	99	53	3	27	31	16	23	62
LAP 20	4	25	11	7	33	51	28	99	53	3	27	31	16	23	62
LAP 21	4	25	11	33	51	7	28	99	53	3	27	31	16	23	62
LAP 22	4	25	11	33	51	28	99	53	3	27	31	16	23	7.	62
LAP 23	4	25	11	33	51	28	99	53	3	27	31	16	23	7	62
LAP 24	11	33	51	28	99	4.	3	53	25.	31	27	23	16	7	62
LAP 25	11	33	51	28	99	3	53	4	31	27	25	23	16	7	62
LAP 26	11	33	51	28	99	3	4	53	31	27	25	23	16	7	62.
LAP 27	11	33	51	28	99	4	3	53	31	27	25	23	16	7	62
LAP 28	11	33	51	28	99	4	3	31	25	27	23	16	7	53.	62
LAP 29	11	33	51	28	99	4	3	25	31	27	23	16	7	53	62
LAP 30	11	33	51	28	99	4	3	25	31	27	23	16	7	53	62
LAP 31	11	33	51	28	99	4	25	3	31	27	23	16	7	53	62
LAP 32	11	33	51	28	99	4	25	3	31	27	23	7	16	53	62
LAP 33	11	33	51	28	99	4	25	3	31	27	23	7	16	53	62
LAP 34	11	33	51	28	99	4	25	3	31	27	23	7	16	53	62
LAP 35	11	33	51	28	4	99	25	3	31	27	23	7	53	16	62
LAP 36	11	33	51	4	28	99	25	3	31	27	23	7	53	16	62
LAP 37	11	33	51	4	28	99	25	3	31	27	23	7	53	16	62
LAP 38	11	33	51	4	28	25	99	3	31	27	23	7	53	16	62
LAP 39	11	33	51	4	28	25	99	31	3	27	23	7	53	16	
LAP 40	11	33	51	4	28	25	99	31	27	23	7	53	16		
LAP 41	11	33	51	4	28	25	99	31	27	23	53	7	16		
LAP 42	11	33	51	4	28	25	99	31	27	23	53	7	16		

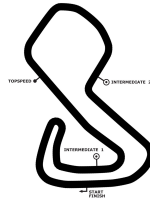
DTM Brands Hatch

Brands Hatch GP Circuit, length 3916 m

10. & 11.08.2019

DTM

Lap by Lap race 1, 10.08.2019



-Reg.No.: 111506

3 Paul Di Resta , Aston Martin Vantage DTM / GBR															
1	1:26.105	2	1:19.286	3	1:18.495	4	1:18.164	5	1:18.249	6	1:19.050	7	1:19.165	8	1:19.140
9	1:19.656	10	1:20.086	11	1:20.485	12	1:20.666	13	1:20.712	14	1:20.868	15	1:21.151	pit	1:56.655
17	1:30.337	18	1:20.229	19	1:20.412	20	1:20.080	21	1:20.230	22	1:19.959	23	1:21.093	24	1:21.102
25	1:20.796	26	1:21.033	27	1:21.283	28	1:20.806	29	1:20.422	30	1:20.521	31	1:21.775	32	1:20.455
33	1:20.618	34	1:20.997	35	1:21.036	36	1:21.375	37	1:20.815	38	1:21.118	39	1:23.523		

4 Robin Frijns , Aral Ultimate Audi RS 5 DTM / NLD															
1	1:29.818	2	1:19.410	3	1:18.468	4	1:18.460	5	1:18.719	6	1:18.620	7	1:19.445	8	1:19.283
9	1:19.816	10	1:20.969	11	1:21.098	12	1:21.406	13	1:20.471	14	1:20.599	15	1:20.764	16	1:20.991
17	1:20.894	18	1:20.954	19	1:20.996	20	1:21.108	21	1:21.079	22	1:21.579	23	1:21.736	pit	1:48.075
25	1:30.582	26	1:19.127	27	1:18.485	28	1:18.346	29	1:18.676	30	1:18.496	31	1:18.793	32	1:19.102
33	1:19.697	34	1:20.900	35	1:20.674	36	1:20.533	37	1:20.510	38	1:20.794	39	1:20.785	40	1:21.116
41	1:21.493	42	1:22.054												

7 Bruno Spengler , BMW Bank M4 DTM / CAN															
1	1:33.317	2	1:19.857	3	1:19.277	4	1:19.041	5	1:19.138	6	1:19.503	7	1:20.031	8	1:20.177
9	1:20.234	10	1:21.152	11	1:21.123	12	1:21.459	13	1:21.417	14	1:22.085	15	1:22.395	16	1:22.497
17	1:22.803	18	1:22.780	19	1:24.066	20	1:23.029	21	1:23.737	pit	1:49.773	23	1:31.788	24	1:19.628
25	1:19.189	26	1:19.108	27	1:19.361	28	1:19.690	29	1:20.029	30	1:20.353	31	1:20.746	32	1:21.143
33	1:21.292	34	1:20.937	35	1:20.919	36	1:20.854	37	1:21.268	38	1:20.747	39	1:20.683	40	1:21.390
41	1:22.236	42	1:21.488												

11 Marco Wittmann , Schaeffler BMW M4 DTM / DEU															
1	1:27.040	2	1:18.788	3	1:18.314	4	1:18.235	5	1:18.301	6	1:18.944	7	1:19.130	8	1:19.367
9	1:19.732	10	1:20.330	11	1:20.312	12	1:20.631	13	1:20.636	pit	1:46.494	15	1:31.177	16	1:18.120
17	1:18.175	18	1:18.319	19	1:18.823	20	1:18.981	21	1:19.036	22	1:18.705	23	1:19.088	24	1:19.725
25	1:19.909	26	1:19.900	27	1:20.016	28	1:20.152	29	1:20.122	30	1:20.608	31	1:20.790	32	1:20.280
33	1:20.497	34	1:20.673	35	1:21.064	36	1:21.229	37	1:21.040	38	1:20.757	39	1:21.081	40	1:21.878
41	1:21.471	42	1:21.405												

16 Timo Glock , JIVS BMW M4 DTM / DEU															
1	1:32.848	2	1:19.517	3	1:18.879	4	1:19.029	5	1:19.352	6	1:19.358	7	1:19.942	8	1:20.324
9	1:20.620	10	1:21.310	11	1:22.801	12	1:21.478	13	1:21.093	14	1:22.159	pit	1:49.099	16	1:32.144
17	1:21.003	18	1:19.873	19	1:20.489	20	1:20.311	21	1:20.585	22	1:21.484	23	1:21.640	24	1:22.318
25	1:22.039	26	1:21.646	27	1:21.360	28	1:21.089	29	1:21.545	30	1:21.299	31	1:21.573	32	1:23.121
33	1:21.957	34	1:21.716	35	1:22.557	36	1:22.738	37	1:22.838	38	1:22.882	39	1:22.215	40	1:21.855
41	1:22.549	42	1:21.877												

23 Daniel Juncadella , Aston Martin Vantage DTM / ESP															
1	1:31.622	2	1:19.575	3	1:18.572	4	1:18.838	5	1:19.367	6	1:19.365	pit	1:35.850	8	1:26.386
9	1:18.587	10	1:20.323	11	1:19.730	12	1:19.866	13	1:20.423	14	1:20.457	15	1:21.548	16	1:21.190
pit	1:47.322	18	1:30.504	19	1:19.289	20	1:18.962	21	1:19.143	22	1:19.416	23	1:19.737	24	1:19.880
25	1:20.135	26	1:19.381	27	1:19.461	28	1:19.845	29	1:20.066	30	1:20.083	31	1:20.215	32	1:20.693
33	1:20.070	34	1:20.424	35	1:20.411	36	1:20.786	37	1:22.404	38	1:21.648	39	1:20.911	40	1:21.299
41	1:21.402	42	1:21.474												

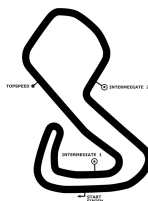
25 Philipp Eng , ZF BMW M4 DTM / AUT															
1	1:30.703	2	1:19.378	3	1:18.483	4	1:19.009	5	1:19.179	6	1:19.519	7	1:19.432	8	1:20.096
9	1:20.290	10	1:20.672	11	1:21.588	12	1:21.024	13	1:21.364	14	1:21.688	15	1:21.657	16	1:21.217

DTM Brands Hatch

Brands Hatch GP Circuit, length 3916 m

10. & 11.08.2019

DTM



DTM

Lap by Lap race 1, 10.08.2019

-Reg.No.: 111506

17	1:21.872	18	1:21.404	19	1:21.115	20	1:21.142	21	1:21.364	22	1:21.362	23	1:21.384	pit	1:49.231
25	1:30.991	26	1:17.864	27	1:17.887	28	1:17.862	29	1:18.237	30	1:19.256	31	1:19.775	32	1:19.030
33	1:19.087	34	1:18.794	35	1:19.095	36	1:19.413	37	1:20.666	38	1:21.102	39	1:22.080	40	1:21.083
41	1:20.753	42	1:20.940												

27 Jonathan Aberdein , WRT Audi RS 5 DTM / RSA

1	1:32.165	2	1:19.517	3	1:18.759	4	1:18.988	5	1:19.089	pit	1:47.680	7	1:34.406	8	1:20.449
9	1:19.325	10	1:19.717	11	1:19.466	12	1:20.010	13	1:19.698	14	1:20.018	15	1:20.078	16	1:20.245
17	1:20.548	18	1:20.785	19	1:20.810	20	1:20.426	21	1:20.656	22	1:20.734	23	1:21.833	24	1:22.280
25	1:21.141	26	1:20.722	27	1:21.122	28	1:20.986	29	1:20.462	30	1:20.682	31	1:20.518	32	1:20.506
33	1:20.850	34	1:20.508	35	1:20.753	36	1:21.126	37	1:22.431	38	1:21.202	39	1:21.091	40	1:21.545
41	1:21.321	42	1:21.714												

28 Loic Duval , MASCOT WORKWEAR Audi RS 5 DTM / FRA

1	1:27.716	2	1:18.987	3	1:18.421	4	1:18.197	5	1:18.396	6	1:18.535	7	1:19.027	8	1:19.279
9	1:19.676	10	1:20.416	11	1:20.461	12	1:20.674	13	1:20.774	14	1:21.869	pit	1:47.828	16	1:31.556
17	1:20.116	18	1:19.981	19	1:18.934	20	1:19.018	21	1:19.518	22	1:21.376	23	1:20.344	24	1:20.401
25	1:20.324	26	1:20.127	27	1:20.144	28	1:20.543	29	1:20.179	30	1:20.078	31	1:20.692	32	1:20.764
33	1:20.968	34	1:20.802	35	1:21.218	36	1:22.438	37	1:21.662	38	1:21.483	39	1:21.987	40	1:21.203
41	1:20.693	42	1:20.706												

31 Sheldon Van der Linde , Shell BMW M4 DTM / RSA

1	1:31.367	2	1:19.440	3	1:18.534	4	1:18.917	5	1:19.245	6	1:19.462	7	1:19.811	8	1:20.087
9	1:20.453	10	1:20.821	11	1:21.246	12	1:21.562	13	1:21.025	14	1:21.728	15	1:21.888	16	1:21.338
17	1:21.520	pit	1:47.764	19	1:30.511	20	1:19.136	21	1:19.027	22	1:19.452	23	1:21.441	24	1:20.969
25	1:20.184	26	1:20.243	27	1:20.119	28	1:19.913	29	1:21.007	30	1:19.896	31	1:20.313	32	1:20.344
33	1:20.581	34	1:21.063	35	1:21.049	36	1:21.480	37	1:20.929	38	1:21.241	39	1:20.691	40	1:20.472
41	1:20.816	42	1:22.099												

33 René Rast , Audi Sport RS 5 DTM / DEU

1	1:28.248	2	1:18.940	3	1:18.515	4	1:18.229	5	1:18.502	6	1:18.674	7	1:19.007	8	1:19.094
9	1:19.860	10	1:20.207	11	1:20.350	12	1:20.527	13	1:20.729	14	1:20.393	pit	1:48.055	16	1:30.267
17	1:18.634	18	1:18.313	19	1:18.978	20	1:19.955	21	1:18.995	22	1:18.997	23	1:19.159	24	1:19.735
25	1:19.568	26	1:19.600	27	1:19.859	28	1:20.088	29	1:20.220	30	1:20.554	31	1:20.901	32	1:20.491
33	1:20.612	34	1:20.673	35	1:20.884	36	1:21.454	37	1:20.876	38	1:20.664	39	1:20.549	40	1:20.059
41	1:19.909	42	1:20.325												

51 Nico Müller , Castrol EDGE Audi RS 5 DTM / CHE

1	1:28.995	2	1:19.067	3	1:18.506	4	1:18.373	5	1:18.547	6	1:18.717	7	1:19.043	8	1:19.418
9	1:19.747	10	1:22.084	11	1:20.887	pit	1:47.702	13	1:29.338	14	1:18.480	15	1:18.909	16	1:20.378
17	1:18.842	18	1:19.218	19	1:20.378	20	1:19.531	21	1:20.084	22	1:19.428	23	1:19.854	24	1:20.053
25	1:19.800	26	1:19.940	27	1:20.084	28	1:20.158	29	1:20.534	30	1:20.404	31	1:21.348	32	1:20.470
33	1:20.534	34	1:20.324	35	1:20.836	36	1:21.121	37	1:21.094	38	1:21.013	39	1:20.933	40	1:20.794
41	1:21.126	42	1:21.749												

53 Jamie Green , Hoffmann Group Audi RS 5 DTM / GBR

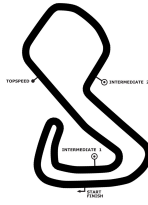
1	1:30.450	2	1:19.237	3	1:18.407	4	1:19.000	5	1:19.147	pit	1:46.022	7	1:29.380	8	1:18.268
9	1:18.529	10	1:19.180	11	1:18.946	12	1:19.526	13	1:19.902	14	1:19.975	15	1:21.071	16	1:23.710
17	1:20.711	18	1:21.589	19	1:21.173	20	1:21.456	21	1:21.090	22	1:21.386	23	1:22.015	24	1:22.301
25	1:21.738	26	1:21.763	27	1:20.924	pit	1:48.268	29	1:29.743	30	1:18.358	31	1:18.240	32	1:18.473

DTM Brands Hatch

Brands Hatch GP Circuit, length 3916 m

10. & 11.08.2019

DTM



Lap by Lap race 1, 10.08.2019

-Reg.No.: 111506

33	1:18.529	34	1:18.538	35	1:19.974	36	1:19.152	37	1:19.327	38	1:20.820	39	1:20.637	40	1:21.503
41	1:19.607	42	1:20.206												

62 Ferdinand von Habsburg , Aston Martin Vantage DTM / AUT

1	1:32.594	2	1:19.470	3	1:18.852	4	1:18.846	5	1:19.239	6	1:19.427	7	1:19.536	8	1:24.667
pit	3:04.391	10	1:32.465	11	1:19.586	12	1:18.645	13	1:18.361	14	1:19.130	15	1:19.789	16	1:20.031
17	1:20.070	18	1:21.645	19	1:21.024	20	1:22.864	21	1:22.172	22	1:25.409	23	1:22.907	24	1:24.446
25	1:26.116	pit	1:51.979	27	1:34.312	28	1:19.699	29	1:19.125	30	1:19.357	31	1:20.245	32	1:20.459
33	1:20.690	34	1:20.934	35	1:21.102	36	1:20.814	37	1:20.889	38	1:20.770				

99 Mike Rockenfeller , Akrapovic Audi RS 5 DTM / DEU

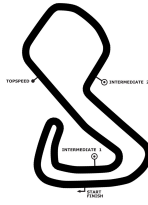
1	1:29.565	2	1:19.238	3	1:18.556	4	1:18.310	5	1:18.490	6	1:18.786	7	1:18.962	8	1:19.237
9	1:20.029	10	1:20.198	11	1:19.975	12	1:20.143	13	1:20.360	14	1:21.323	15	1:21.677	pit	1:47.679
17	1:31.724	18	1:18.949	19	1:19.034	20	1:18.419	21	1:19.488	22	1:21.490	23	1:20.366	24	1:20.272
25	1:20.307	26	1:20.291	27	1:20.073	28	1:20.510	29	1:19.943	30	1:20.425	31	1:20.494	32	1:20.996
33	1:20.361	34	1:20.940	35	1:21.791	36	1:21.912	37	1:21.600	38	1:22.346	39	1:21.697	40	1:21.583
41	1:20.523	42	1:21.269												

DTM Brands Hatch

Brands Hatch GP Circuit, length 3916 m

10. & 11.08.2019

DTM



-Reg.No.: 111506

Lap Analysis race 1, 10.08.2019

3 Paul Di Resta , Aston Martin Vantage DTM / GBR

theoretical besttime: 1:18.038

Lap	Time	S1	V1	S2	V2	S3	V3	Vmax	Lap	Time	S1	V1	S2	V2	S3	V3	Vmax
1	1:26.105	31.456	198	35.542	176	19.107	243	251	21	1:20.230	25.736	197	35.294	183	19.200	241	251
2	1:19.286	25.644	201	34.790	183	18.852	243	252	22	1:19.959	25.862	199	34.863	180	19.234	243	254
3	1:18.495	25.302	202	34.453	181	18.740	243	252	23	1:21.093	25.875	202	35.737	169	19.481	243	260
4	1:18.164	25.370	201	34.137	189	18.657	245	252	24	1:21.102	26.153	201	35.458	178	19.491	240	254
5	1:18.249	25.281	201	34.100	187	18.868	243	254	25	1:20.796	26.168	199	35.128	181	19.500	241	251
6	1:19.050	25.514	202	34.626	186	18.910	243	251	26	1:21.033	26.293	199	35.344	180	19.396	238	250
7	1:19.165	25.541	202	34.593	180	19.031	240	251	27	1:21.283	26.282	199	35.614	178	19.387	242	251
8	1:19.140	25.566	201	34.542	182	19.032	241	250	28	1:20.806	26.404	198	35.185	182	19.217	242	251
9	1:19.656	25.672	201	34.744	179	19.240	243	252	29	1:20.422	26.159	200	34.919	180	19.344	241	251
10	1:20.086	26.094	197	34.734	180	19.258	241	252	30	1:20.521	25.933	200	35.361	179	19.227	241	252
11	1:20.485	26.001	199	35.097	180	19.387	241	252	31	1:21.775	27.088	200	35.432	176	19.255	242	252
12	1:20.666	26.298	199	35.080	182	19.288	240	251	32	1:20.455	26.205	201	35.036	178	19.214	242	254
13	1:20.712	26.190	199	35.212	177	19.310	246	252	33	1:20.618	26.125	201	35.099	179	19.394	241	251
14	1:20.868	26.062	200	35.366	179	19.440	242	251	34	1:20.997	26.308	200	35.358	177	19.331	241	250
15	1:21.151	26.489	198	35.319	182	19.343	242	251	35	1:21.036	26.369	197	35.310	175	19.357	242	251
16	1:56.655	26.340	199	35.094	181			251	36	1:21.375	26.590	199	35.446	180	19.339	242	251
17	1:30.337	35.196	196	35.781	174	19.360	243	250	37	1:20.815	26.322	201	35.098	176	19.395	243	252
18	1:20.229	25.930	198	35.100	181	19.199	243	251	38	1:21.118	26.324	200	35.243	178	19.551	240	254
19	1:20.412	25.779	201	35.410	176	19.223	243	251	39	1:23.523	26.631	195	36.861	162	20.031	230	247
20	1:20.080	25.818	203	35.062	178	19.200	242	251									

4 Robin Frijns , Aral Ultimate Audi RS 5 DTM / NLD

theoretical besttime: 1:18.134

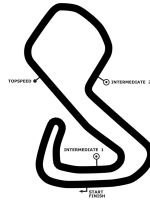
Lap	Time	S1	V1	S2	V2	S3	V3	Vmax	Lap	Time	S1	V1	S2	V2	S3	V3	Vmax
1	1:29.818	34.478	193	36.212	170	19.128	246	255	22	1:21.579	27.043	201	35.344	180	19.192	244	256
2	1:19.410	25.867	203	34.772	183	18.771	247	257	23	1:21.736	26.757	199	35.587	176	19.392	244	254
3	1:18.468	25.206	203	34.579	180	18.683	247	257	24	1:48.075	27.092	200	35.708	182			254
4	1:18.460	25.387	202	34.439	186	18.634	247	257	25	1:30.582	35.927	194	35.698	184	18.957	247	253
5	1:18.719	25.467	203	34.494	187	18.758	247	257	26	1:19.127	25.591	203	34.767	185	18.769	246	263
6	1:18.620	25.509	203	34.461	185	18.650	249	255	27	1:18.485	25.293	203	34.531	186	18.661	247	265
7	1:19.445	25.715	201	34.450	186	19.280	238	257	28	1:18.346	25.345	201	34.413	185	18.588	247	256
8	1:19.283	25.758	203	34.648	189	18.877	244	255	29	1:18.676	25.503	203	34.495	180	18.678	246	255
9	1:19.816	25.915	201	34.903	183	18.998	244	257	30	1:18.496	25.407	204	34.574	186	18.515	246	255
10	1:20.969	26.191	201	35.601	182	19.177	247	256	31	1:18.793	25.551	202	34.524	183	18.718	246	255
11	1:21.098	26.626	201	35.262	181	19.210	243	256	32	1:19.102	25.507	204	34.770	185	18.825	251	263
12	1:21.406	26.530	201	35.380	179	19.496	243	254	33	1:19.697	25.723	203	34.997	179	18.977	251	265
13	1:20.471	26.413	201	35.083	180	18.975	247	255	34	1:20.900	26.426	203	35.397	177	19.077	250	264
14	1:20.599	26.489	201	34.919	187	19.191	244	255	35	1:20.674	26.360	202	35.005	179	19.309	243	262
15	1:20.764	26.614	199	34.960	183	19.190	244	255	36	1:20.533	26.696	202	35.058	183	18.779	246	265
16	1:20.991	26.566	200	35.196	180	19.229	246	254	37	1:20.510	26.081	201	35.256	183	19.173	246	254
17	1:20.894	26.536	204	35.188	178	19.170	245	254	38	1:20.794	26.223	200	35.361	181	19.210	245	254
18	1:20.954	26.536	201	35.271	179	19.147	247	254	39	1:20.785	26.076	202	35.443	185	19.266	247	254
19	1:20.996	26.665	202	35.119	183	19.212	246	255	40	1:21.116	26.287	199	35.606	183	19.223	244	254
20	1:21.108	26.694	201	35.088	177	19.326	245	254	41	1:21.493	26.462	199	35.632	182	19.399	246	255
21	1:21.079	26.766	200	35.194	183	19.119	246	254	42	1:22.054	26.314	201	36.166	176	19.574	241	254

DTM Brands Hatch

Brands Hatch GP Circuit, length 3916 m

10. & 11.08.2019

DTM



-Reg.No.: 111506

Lap Analysis race 1, 10.08.2019

7 Bruno Spengler , BMW Bank M4 DTM / CAN									theoretical besttime: 1:18.638								
Lap	Time	S1	V1	S2	V2	S3	V3	Vmax	Lap	Time	S1	V1	S2	V2	S3	V3	Vmax
1	1:33.317	35.408	198	38.493	167	19.416	244	246	22	1:49.773	27.103	200	37.439	173			230
2	1:19.857	25.874	202	35.132	181	18.851	244	254	23	1:31.788	36.486	197	36.135	175	19.167	244	250
3	1:19.277	25.682	201	34.802	182	18.793	244	254	24	1:19.628	25.975	202	34.736	180	18.917	246	252
4	1:19.041	25.643	201	34.739	183	18.659	246	254	25	1:19.189	25.857	203	34.547	182	18.785	245	253
5	1:19.138	25.495	202	34.728	182	18.915	244	254	26	1:19.108	25.915	203	34.484	181	18.709	246	252
6	1:19.503	25.785	202	34.813	188	18.905	244	253	27	1:19.361	25.959	203	34.546	178	18.856	247	254
7	1:20.031	25.886	202	35.003	183	19.142	243	255	28	1:19.690	26.269	202	34.591	181	18.830	246	254
8	1:20.177	26.011	200	35.027	181	19.139	243	253	29	1:20.029	26.414	203	34.710	181	18.905	244	254
9	1:20.234	26.208	201	34.907	181	19.119	244	255	30	1:20.353	26.506	203	34.851	177	18.996	244	254
10	1:21.152	26.505	200	35.298	177	19.349	244	252	31	1:20.746	26.653	202	35.075	183	19.018	248	254
11	1:21.123	26.781	201	35.190	179	19.152	244	253	32	1:21.143	26.815	201	35.223	179	19.105	247	260
12	1:21.459	26.480	200	35.717	177	19.262	245	252	33	1:21.292	26.724	201	35.232	179	19.336	242	251
13	1:21.417	26.683	200	35.536	183	19.198	244	252	34	1:20.937	26.682	201	35.107	178	19.148	244	252
14	1:22.085	26.915	200	35.738	176	19.432	243	252	35	1:20.919	26.839	199	34.912	178	19.168	244	252
15	1:22.395	27.194	199	35.806	178	19.395	243	252	36	1:20.854	26.767	200	35.022	180	19.065	243	253
16	1:22.497	27.131	199	35.876	177	19.490	242	252	37	1:21.268	26.843	199	35.252	184	19.173	249	254
17	1:22.803	27.296	199	36.018	175	19.489	243	253	38	1:20.747	26.666	201	35.038	180	19.043	249	260
18	1:22.780	27.308	197	35.966	175	19.506	243	252	39	1:20.683	26.505	202	35.165	182	19.013	248	260
19	1:24.066	27.078	201	36.880	127	20.108	242	252	40	1:21.390	26.834	201	35.391	179	19.165	249	262
20	1:23.029	27.260	200	36.203	171	19.566	244	252	41	1:22.236	27.460	199	35.611	175	19.165	244	252
21	1:23.737	27.856	201	36.241	173	19.640	244	253	42	1:21.488	26.850	200	35.357	177	19.281	243	260

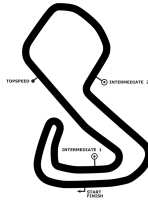
11 Marco Wittmann , Schaeffler BMW M4 DTM / DEU									theoretical besttime: 1:17.542								
Lap	Time	S1	V1	S2	V2	S3	V3	Vmax	Lap	Time	S1	V1	S2	V2	S3	V3	Vmax
1	1:27.040	32.458	197	35.526	176	19.056	246	253	22	1:18.705	25.721	201	34.208	179	18.776	246	252
2	1:18.788	25.570	200	34.512	180	18.706	244	254	23	1:19.088	25.822	201	34.316	178	18.950	243	253
3	1:18.314	25.374	202	34.344	179	18.596	252	264	24	1:19.725	26.002	200	34.754	175	18.969	249	261
4	1:18.235	25.475	201	34.252	185	18.508	252	265	25	1:19.909	26.043	199	34.759	175	19.107	245	252
5	1:18.301	25.300	203	34.370	189	18.631	252	265	26	1:19.900	26.019	201	34.892	176	18.989	243	252
6	1:18.944	25.508	203	34.707	187	18.729	246	254	27	1:20.016	26.156	202	34.842	176	19.018	243	254
7	1:19.130	25.639	203	34.673	180	18.818	245	254	28	1:20.152	26.324	200	34.823	181	19.005	244	254
8	1:19.367	25.849	202	34.649	181	18.869	243	254	29	1:20.122	26.403	200	34.783	180	18.936	243	253
9	1:19.732	25.859	202	34.880	176	18.993	245	254	30	1:20.608	26.391	199	35.155	179	19.062	242	252
10	1:20.330	26.388	199	34.991	179	18.951	249	263	31	1:20.790	26.695	200	34.993	176	19.102	242	253
11	1:20.312	26.121	201	35.058	183	19.133	244	254	32	1:20.280	26.403	200	34.835	176	19.042	243	252
12	1:20.631	26.404	201	35.075	173	19.152	244	253	33	1:20.497	26.423	201	34.923	178	19.151	241	251
13	1:20.636	26.482	201	35.091	179	19.063	246	254	34	1:20.673	26.488	200	35.050	175	19.135	241	251
14	1:46.494	26.584	200	35.232	177			253	35	1:21.064	26.611	201	35.245	181	19.208	243	252
15	1:31.177	36.563	195	35.588	182	19.026	245	252	36	1:21.229	26.788	199	35.145	179	19.296	243	252
16	1:18.120	25.878	201	33.784	181	18.458	251	262	37	1:21.040	26.676	200	35.159	176	19.205	243	251
17	1:18.175	25.431	201	34.013	189	18.731	247	254	38	1:20.757	26.693	200	34.871	184	19.193	243	252
18	1:18.319	25.404	201	34.188	177	18.727	247	253	39	1:21.081	26.566	198	35.263	179	19.252	244	251
19	1:18.823	25.601	203	34.391	181	18.831	244	254	40	1:21.878	27.161	197	35.366	176	19.351	243	252
20	1:18.981	25.686	201	34.524	178	18.771	245	253	41	1:21.471	26.988	200	35.174	175	19.309	244	252
21	1:19.036	25.787	201	34.447	177	18.802	246	252	42	1:21.405	26.912	199	35.216	179	19.277	243	252

DTM Brands Hatch

Brands Hatch GP Circuit, length 3916 m

10. & 11.08.2019

DTM



-Reg.No.: 111506

Lap Analysis race 1, 10.08.2019

16 Timo Glock , JIVS BMW M4 DTM / DEU

theoretical besttime: 1:18.691

Lap	Time	S1	V1	S2	V2	S3	V3	Vmax	Lap	Time	S1	V1	S2	V2	S3	V3	Vmax
1	1:32.848	36.331	197	37.081	171	19.436	244	251	22	1:21.484	26.523	196	35.333	181	19.628	242	250
2	1:19.517	25.628	203	34.954	179	18.935	245	255	23	1:21.640	26.706	198	35.582	178	19.352	242	251
3	1:18.879	25.441	201	34.577	179	18.861	244	254	24	1:22.318	26.686	197	36.206	174	19.426	242	251
4	1:19.029	25.521	201	34.835	184	18.673	246	253	25	1:22.039	26.685	198	35.855	176	19.499	241	250
5	1:19.352	25.557	201	34.876	183	18.919	244	253	26	1:21.646	26.671	199	35.542	177	19.433	240	251
6	1:19.358	25.633	201	34.810	181	18.915	248	261	27	1:21.360	26.490	199	35.439	176	19.431	242	251
7	1:19.942	25.959	201	34.872	181	19.111	247	262	28	1:21.089	26.604	199	35.316	181	19.169	243	251
8	1:20.324	26.111	199	35.177	177	19.036	245	263	29	1:21.545	26.554	199	35.638	177	19.353	241	250
9	1:20.620	26.416	198	34.936	184	19.268	244	254	30	1:21.299	26.699	199	35.295	177	19.305	242	252
10	1:21.310	26.442	198	35.204	177	19.664	243	252	31	1:21.573	26.808	199	35.535	177	19.230	241	251
11	1:22.801	28.013	197	35.462	180	19.326	243	253	32	1:23.121	27.117	181	36.628	179	19.376	241	252
12	1:21.478	26.471	199	35.632	177	19.375	243	252	33	1:21.957	26.900	199	35.663	176	19.394	244	262
13	1:21.093	26.580	199	35.156	181	19.357	247	263	34	1:21.716	26.788	198	35.661	178	19.267	247	261
14	1:22.159	26.710	199	35.879	180	19.570	242	252	35	1:22.557	27.081	197	35.623	181	19.853	247	262
15	1:49.099	26.968	197	35.774	182			254	36	1:22.738	27.029	198	36.289	176	19.420	242	260
16	1:32.144	35.830	194	36.999	170	19.315	242	249	37	1:22.838	27.053	197	36.514	175	19.271	243	252
17	1:21.003	26.470	199	35.475	179	19.058	244	252	38	1:22.882	27.068	198	36.043	183	19.771	247	259
18	1:19.873	25.886	198	34.995	184	18.992	244	251	39	1:22.215	26.970	197	35.889	178	19.356	247	260
19	1:20.489	26.201	198	35.155	184	19.133	244	251	40	1:21.855	26.956	199	35.693	176	19.206	249	260
20	1:20.311	25.915	198	35.071	177	19.325	240	251	41	1:22.549	27.216	198	35.972	173	19.361	247	260
21	1:20.585	26.398	199	34.976	182	19.211	243	252	42	1:21.877	26.833	196	35.583	180	19.461	239	251

23 Daniel Juncadella , Aston Martin Vantage DTM / ESP

theoretical besttime: 1:18.307

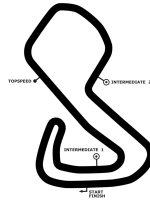
Lap	Time	S1	V1	S2	V2	S3	V3	Vmax	Lap	Time	S1	V1	S2	V2	S3	V3	Vmax
1	1:31.622	35.167	191	37.059	158	19.396	248	248	22	1:19.416	25.664	201	34.975	179	18.777	246	252
2	1:19.575	25.667	201	34.989	172	18.919	247	255	23	1:19.737	25.954	202	34.798	176	18.985	246	254
3	1:18.572	25.450	201	34.444	179	18.678	246	259	24	1:19.880	25.963	203	34.975	169	18.942	251	260
4	1:18.838	25.491	202	34.604	170	18.743	249	256	25	1:20.135	26.059	201	35.128	175	18.948	246	253
5	1:19.367	25.643	200	34.991	175	18.733	249	255	26	1:19.381	25.885	203	34.725	175	18.771	250	260
6	1:19.365	25.604	203	34.888	171	18.873	246	255	27	1:19.461	25.959	202	34.654	174	18.848	252	260
7	1:35.850	25.757	203	35.348	170			263	28	1:19.845	25.953	201	34.891	175	19.001	246	254
8	1:26.386	32.946	202	34.528	177	18.912	246	252	29	1:20.066	26.002	203	35.010	176	19.054	243	253
9	1:18.587	25.682	200	34.179	178	18.726	247	255	30	1:20.083	26.043	203	34.924	176	19.116	243	257
10	1:20.323	26.571	200	34.839	173	18.913	247	254	31	1:20.215	26.161	201	35.112	174	18.942	244	252
11	1:19.730	25.993	199	34.845	177	18.892	247	253	32	1:20.693	26.367	201	35.198	173	19.128	244	253
12	1:19.866	25.975	201	34.935	174	18.956	245	253	33	1:20.070	26.118	201	34.957	175	18.995	248	260
13	1:20.423	26.151	200	35.254	175	19.018	244	253	34	1:20.424	26.259	201	35.132	171	19.033	249	259
14	1:20.457	26.279	200	35.073	172	19.105	244	252	35	1:20.411	26.263	200	35.147	171	19.001	246	253
15	1:21.548	27.122	199	35.153	177	19.273	243	254	36	1:20.786	26.422	201	35.270	174	19.094	250	260
16	1:21.190	26.551	199	35.439	176	19.200	243	252	37	1:22.404	26.862	199	36.424	172	19.118	251	262
17	1:47.322	26.691	200	35.346	176			252	38	1:21.648	27.103	204	35.306	178	19.239	246	253
18	1:30.504	35.707	192	35.794	170	19.003	246	249	39	1:20.911	26.333	202	35.210	173	19.368	243	255
19	1:19.289	25.703	201	34.721	175	18.865	246	253	40	1:21.299	26.456	201	35.504	174	19.339	244	257
20	1:18.962	25.552	201	34.625	176	18.785	247	253	41	1:21.402	26.801	199	35.409	172	19.192	251	260
21	1:19.143	25.633	202	34.791	173	18.719	246	252	42	1:21.474	26.809	200	35.441	174	19.224	250	260

DTM Brands Hatch

Brands Hatch GP Circuit, length 3916 m

10. & 11.08.2019

DTM



Lap Analysis race 1, 10.08.2019

-Reg.No.: 111506

25 Philipp Eng , ZF BMW M4 DTM / AUT

theoretical besttime: 1:17.502

Lap	Time	S1	V1	S2	V2	S3	V3	Vmax	Lap	Time	S1	V1	S2	V2	S3	V3	Vmax
1	1:30.703	34.815	196	36.870	170	19.018	246	254	22	1:21.362	26.747	201	35.344	175	19.271	244	254
2	1:19.378	25.747	202	34.881	185	18.750	245	255	23	1:21.384	26.751	199	35.372	180	19.261	243	254
3	1:18.483	25.411	202	34.435	183	18.637	249	263	24	1:49.231	26.880	200	36.350	173			252
4	1:19.009	25.508	203	34.703	187	18.798	246	255	25	1:30.991	36.620	195	35.372	175	18.999	245	250
5	1:19.179	25.630	203	34.687	187	18.862	251	262	26	1:17.864	25.249	204	34.129	184	18.486	244	253
6	1:19.519	25.759	201	34.892	187	18.868	244	254	27	1:17.887	25.123	203	34.110	182	18.654	248	254
7	1:19.432	25.815	201	34.708	182	18.909	248	261	28	1:17.862	25.433	203	33.893	184	18.536	247	255
8	1:20.096	26.003	201	35.039	175	19.054	243	254	29	1:18.237	25.295	203	34.375	181	18.567	249	258
9	1:20.290	26.228	200	35.018	183	19.044	244	255	30	1:19.256	25.224	204	35.017	177	19.015	249	265
10	1:20.672	26.474	198	35.121	180	19.077	244	254	31	1:19.775	26.415	202	34.628	179	18.732	249	263
11	1:21.588	26.904	201	35.346	180	19.338	242	254	32	1:19.030	25.764	203	34.548	182	18.718	245	254
12	1:21.024	26.654	200	35.265	179	19.105	245	254	33	1:19.087	25.858	204	34.490	181	18.739	244	254
13	1:21.364	26.632	199	35.456	173	19.276	243	254	34	1:18.794	25.612	201	34.489	181	18.693	244	253
14	1:21.688	26.912	201	35.477	177	19.299	243	254	35	1:19.095	25.902	201	34.304	184	18.889	245	254
15	1:21.657	26.985	198	35.459	178	19.213	246	254	36	1:19.413	25.765	202	34.723	179	18.925	244	255
16	1:21.217	26.680	200	35.302	173	19.235	244	253	37	1:20.666	26.100	202	35.287	170	19.279	251	265
17	1:21.872	26.904	200	35.658	173	19.310	245	253	38	1:21.102	26.633	201	35.204	174	19.265	251	264
18	1:21.404	26.837	199	35.305	174	19.262	245	253	39	1:22.080	26.849	201	35.865	175	19.366	249	264
19	1:21.115	26.725	201	35.230	176	19.160	244	254	40	1:21.083	26.672	199	35.268	178	19.143	249	263
20	1:21.142	26.749	201	35.242	181	19.151	245	254	41	1:20.753	26.632	199	34.927	177	19.194	250	265
21	1:21.364	26.842	200	35.355	178	19.167	246	254	42	1:20.940	26.546	201	35.259	177	19.135	249	263

27 Jonathan Aberdein , WRT Audi RS 5 DTM / RSA

theoretical besttime: 1:18.675

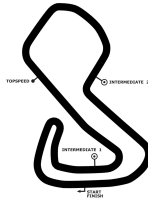
Lap	Time	S1	V1	S2	V2	S3	V3	Vmax	Lap	Time	S1	V1	S2	V2	S3	V3	Vmax
1	1:32.165	35.995	200	36.741	171	19.429	246	251	22	1:20.734	26.388	199	35.175	175	19.171	248	261
2	1:19.517	25.668	203	34.935	177	18.914	247	255	23	1:21.833	27.166	198	35.580	177	19.087	248	263
3	1:18.759	25.317	203	34.644	186	18.798	249	268	24	1:22.280	27.024	198	35.904	178	19.352	246	255
4	1:18.988	25.391	201	34.883	177	18.714	249	255	25	1:21.141	26.569	200	35.316	177	19.256	243	255
5	1:19.089	25.478	203	34.840	182	18.771	247	255	26	1:20.722	26.241	201	35.215	182	19.266	242	254
6	1:47.680	25.467	203	35.048	177			255	27	1:21.122	26.512	201	35.294	174	19.316	242	254
7	1:34.406	37.215	183	37.522	156	19.669	243	247	28	1:20.986	26.639	200	35.029	177	19.318	243	254
8	1:20.449	26.365	199	35.052	170	19.032	242	253	29	1:20.462	26.282	201	35.050	176	19.130	248	261
9	1:19.325	25.848	200	34.680	175	18.797	246	254	30	1:20.682	26.270	201	35.324	177	19.088	244	255
10	1:19.717	25.624	201	35.167	180	18.926	248	254	31	1:20.518	26.547	200	34.930	178	19.041	242	256
11	1:19.466	25.585	199	34.710	176	19.171	249	254	32	1:20.506	26.414	201	34.965	179	19.127	243	254
12	1:20.010	26.562	199	34.649	185	18.799	251	261	33	1:20.850	26.441	201	35.174	177	19.235	242	253
13	1:19.698	25.774	199	34.948	179	18.976	242	255	34	1:20.508	26.412	201	34.987	182	19.109	245	254
14	1:20.018	25.830	198	35.082	180	19.106	242	255	35	1:20.753	26.696	198	34.920	180	19.137	246	255
15	1:20.078	26.014	202	35.022	182	19.042	243	254	36	1:21.126	26.646	200	35.212	177	19.268	246	254
16	1:20.245	26.033	200	35.110	182	19.102	242	252	37	1:22.431	27.197	199	36.089	181	19.145	248	257
17	1:20.548	26.084	201	35.315	177	19.149	245	254	38	1:21.202	26.649	201	35.285	181	19.268	249	263
18	1:20.785	26.121	199	35.120	180	19.544	246	254	39	1:21.091	26.634	202	35.168	178	19.289	249	254
19	1:20.810	26.339	203	35.284	170	19.187	244	254	40	1:21.545	26.652	201	35.573	182	19.320	248	260
20	1:20.426	26.246	201	35.088	179	19.092	241	254	41	1:21.321	26.795	200	35.349	180	19.177	251	263
21	1:20.656	26.136	201	35.180	182	19.340	242	254	42	1:21.714	27.047	200	35.354	179	19.313	244	263

DTM Brands Hatch

Brands Hatch GP Circuit, length 3916 m

10. & 11.08.2019

DTM



Lap Analysis race 1, 10.08.2019

-Reg.No.: 111506

28 Loic Duval , MASCOT WORKWEAR Audi RS 5 DTM / FRA

theoretical besttime: 1:18.181

Lap	Time	S1	V1	S2	V2	S3	V3	Vmax	Lap	Time	S1	V1	S2	V2	S3	V3	Vmax
1	1:27.716	33.004	198	35.569	167	19.143	246	254	22	1:21.376	27.012	190	35.474	177	18.890	246	265
2	1:18.987	25.757	203	34.547	176	18.683	244	254	23	1:20.344	26.067	202	35.290	172	18.987	243	255
3	1:18.421	25.338	203	34.379	180	18.704	245	255	24	1:20.401	26.084	203	35.282	173	19.035	246	253
4	1:18.197	25.288	204	34.279	172	18.630	247	255	25	1:20.324	26.149	200	35.184	172	18.991	244	254
5	1:18.396	25.413	204	34.354	183	18.629	246	256	26	1:20.127	26.118	200	35.041	173	18.968	246	254
6	1:18.535	25.273	204	34.573	177	18.689	247	257	27	1:20.144	26.026	201	35.109	173	19.009	244	254
7	1:19.027	25.529	203	34.639	183	18.859	246	255	28	1:20.543	26.254	201	35.264	182	19.025	246	255
8	1:19.279	25.682	201	34.788	178	18.809	247	257	29	1:20.179	26.041	203	35.194	177	18.944	244	255
9	1:19.676	25.755	203	35.020	181	18.901	248	255	30	1:20.078	26.064	202	35.132	171	18.882	244	255
10	1:20.416	26.170	195	35.272	180	18.974	253	264	31	1:20.692	26.231	202	35.399	172	19.062	242	255
11	1:20.461	26.084	203	35.392	181	18.985	244	257	32	1:20.764	26.172	203	35.464	175	19.128	245	254
12	1:20.674	26.210	200	35.344	179	19.120	247	257	33	1:20.968	26.340	203	35.481	172	19.147	242	254
13	1:20.774	26.258	202	35.443	179	19.073	249	255	34	1:20.802	26.382	203	35.384	174	19.036	243	254
14	1:21.869	26.291	202	36.275	174	19.303	244	241	35	1:21.218	26.450	201	35.422	173	19.346	242	254
15	1:47.828	26.647	198	35.565	177			255	36	1:22.438	26.658	200	36.520	176	19.260	244	247
16	1:31.556	36.844	197	35.664	179	19.048	246	251	37	1:21.662	26.694	201	35.677	177	19.291	246	254
17	1:20.116	26.093	203	35.158	177	18.865	247	255	38	1:21.483	26.589	201	35.610	173	19.284	250	260
18	1:19.981	26.114	201	35.046	175	18.821	247	262	39	1:21.987	26.789	203	35.992	177	19.206	249	262
19	1:18.934	25.559	204	34.619	179	18.756	247	256	40	1:21.203	26.685	200	35.331	182	19.187	248	262
20	1:19.018	25.610	203	34.619	184	18.789	243	255	41	1:20.693	26.465	201	35.101	175	19.127	251	263
21	1:19.518	25.707	202	34.760	177	19.051	249	257	42	1:20.706	26.300	201	35.250	184	19.156	245	261

31 Sheldon Van der Linde , Shell BMW M4 DTM / RSA

theoretical besttime: 1:18.534

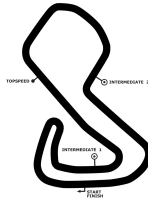
Lap	Time	S1	V1	S2	V2	S3	V3	Vmax	Lap	Time	S1	V1	S2	V2	S3	V3	Vmax
1	1:31.367	34.924	185	37.017	164	19.426	244	254	22	1:19.452	25.605	199	34.807	180	19.040	244	252
2	1:19.440	25.657	200	34.736	170	19.047	244	252	23	1:21.441	26.637	198	35.620	173	19.184	247	259
3	1:18.534	25.411	200	34.256	179	18.867	249	263	24	1:20.969	26.620	195	35.059	186	19.290	243	260
4	1:18.917	25.482	201	34.537	177	18.898	245	254	25	1:20.184	25.894	199	35.018	174	19.272	244	251
5	1:19.245	25.669	200	34.595	179	18.981	248	263	26	1:20.243	25.912	201	35.086	179	19.245	242	252
6	1:19.462	25.702	203	34.780	179	18.980	244	252	27	1:20.119	25.888	199	35.104	175	19.127	246	262
7	1:19.811	26.018	201	34.726	175	19.067	248	264	28	1:19.913	25.878	199	34.888	181	19.147	244	252
8	1:20.087	25.937	199	34.957	175	19.193	243	252	29	1:21.007	25.997	201	35.462	138	19.548	242	252
9	1:20.453	26.037	200	35.091	175	19.325	243	255	30	1:19.896	25.911	201	34.851	175	19.134	247	261
10	1:20.821	26.353	198	35.214	180	19.254	242	253	31	1:20.313	26.186	200	35.010	173	19.117	247	262
11	1:21.246	26.460	199	35.338	177	19.448	243	252	32	1:20.344	26.256	201	35.008	175	19.080	248	262
12	1:21.562	26.518	200	35.572	174	19.472	243	252	33	1:20.581	26.238	202	35.099	175	19.244	243	261
13	1:21.025	26.415	199	35.251	176	19.359	243	252	34	1:21.063	26.469	199	35.334	179	19.260	242	261
14	1:21.728	26.796	199	35.472	176	19.460	243	252	35	1:21.049	26.566	196	35.274	178	19.209	244	253
15	1:21.888	26.978	198	35.541	177	19.369	244	252	36	1:21.480	26.709	199	35.468	175	19.303	244	253
16	1:21.338	26.517	199	35.390	179	19.431	243	252	37	1:20.929	26.453	200	35.214	176	19.262	244	254
17	1:21.520	26.581	200	35.518	178	19.421	244	251	38	1:21.241	26.329	201	35.446	157	19.466	244	252
18	1:47.764	26.644	199	35.561	178			251	39	1:20.691	26.312	200	35.189	176	19.190	248	262
19	1:30.511	35.867	196	35.502	179	19.142	245	250	40	1:20.472	26.169	199	35.208	183	19.095	244	251
20	1:19.136	25.493	200	34.724	184	18.919	244	252	41	1:20.816	26.247	197	35.332	175	19.237	244	252
21	1:19.027	25.443	201	34.649	180	18.935	244	254	42	1:22.099	26.576	197	35.847	174	19.676	232	250

DTM Brands Hatch

Brands Hatch GP Circuit, length 3916 m

10. & 11.08.2019

DTM



Lap Analysis race 1, 10.08.2019

-Reg.No.: 111506

33 René Rast , Audi Sport RS 5 DTM / DEU

theoretical besttime: 1:18.094

Lap	Time	S1	V1	S2	V2	S3	V3	Vmax	Lap	Time	S1	V1	S2	V2	S3	V3	Vmax
1	1:28.248	33.353	187	35.881	170	19.014	247	256	22	1:18.997	25.522	202	34.617	190	18.858	247	256
2	1:18.940	25.752	205	34.648	183	18.540	247	257	23	1:19.159	25.649	203	34.633	186	18.877	244	256
3	1:18.515	25.414	205	34.543	188	18.558	247	258	24	1:19.735	25.798	204	34.998	185	18.939	246	255
4	1:18.229	25.271	204	34.448	186	18.510	248	258	25	1:19.568	25.646	203	34.831	188	19.091	244	257
5	1:18.502	25.451	205	34.405	192	18.646	247	258	26	1:19.600	25.738	203	34.917	187	18.945	245	255
6	1:18.674	25.374	205	34.609	183	18.691	247	256	27	1:19.859	25.896	203	34.844	185	19.119	244	257
7	1:19.007	25.453	206	34.809	187	18.745	247	258	28	1:20.088	26.019	204	35.041	185	19.028	245	257
8	1:19.094	25.541	204	34.760	184	18.793	244	258	29	1:20.220	26.153	204	35.108	185	18.959	244	256
9	1:19.860	25.677	204	35.238	183	18.945	247	258	30	1:20.554	26.047	203	35.280	181	19.227	242	255
10	1:20.207	26.092	203	35.147	185	18.968	247	257	31	1:20.901	26.341	203	35.316	181	19.244	243	256
11	1:20.350	26.088	203	35.209	187	19.053	244	258	32	1:20.491	26.192	202	35.233	183	19.066	244	256
12	1:20.527	26.092	202	35.309	182	19.126	248	258	33	1:20.612	26.180	203	35.165	185	19.267	243	255
13	1:20.729	26.262	203	35.442	182	19.025	249	257	34	1:20.673	26.173	203	35.320	183	19.180	244	255
14	1:20.393	26.345	203	34.896	183	19.152	244	264	35	1:20.884	26.372	202	35.248	186	19.264	245	257
15	1:48.055	25.984	202	34.969	182			257	36	1:21.454	26.782	202	35.406	183	19.266	244	256
16	1:30.267	36.202	197	35.243	185	18.822	246	254	37	1:20.876	26.387	201	35.326	178	19.163	247	255
17	1:18.634	25.429	204	34.541	186	18.664	247	257	38	1:20.664	26.548	203	35.003	180	19.113	252	262
18	1:18.313	25.311	203	34.313	183	18.689	253	262	39	1:20.549	26.472	204	34.876	187	19.201	252	261
19	1:18.978	25.721	205	34.591	184	18.666	246	262	40	1:20.059	26.451	204	34.634	188	18.974	246	262
20	1:19.955	25.299	206	35.162	172	19.494	246	257	41	1:19.909	26.457	204	34.499	186	18.953	255	264
21	1:18.995	25.615	205	34.585	185	18.795	248	263	42	1:20.325	26.473	202	34.862	184	18.990	251	262

51 Nico Müller , Castrol EDGE Audi RS 5 DTM / CHE

theoretical besttime: 1:18.283

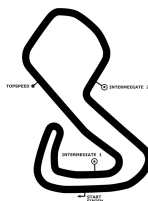
Lap	Time	S1	V1	S2	V2	S3	V3	Vmax	Lap	Time	S1	V1	S2	V2	S3	V3	Vmax
1	1:28.995	33.644	197	36.148	165	19.203	246	253	22	1:19.428	25.805	199	34.696	187	18.927	246	254
2	1:19.067	25.685	203	34.526	183	18.856	245	256	23	1:19.854	25.939	201	34.814	187	19.101	244	254
3	1:18.506	25.470	200	34.409	189	18.627	245	254	24	1:20.053	25.899	202	35.100	182	19.054	244	252
4	1:18.373	25.310	202	34.354	188	18.709	247	255	25	1:19.800	25.802	201	35.043	181	18.955	244	253
5	1:18.547	25.459	203	34.358	187	18.730	246	256	26	1:19.940	26.200	201	34.794	181	18.946	245	253
6	1:18.717	25.571	203	34.390	184	18.756	244	254	27	1:20.084	25.920	203	35.138	183	19.026	246	254
7	1:19.043	25.603	201	34.453	188	18.987	245	254	28	1:20.158	26.199	201	34.915	187	19.044	244	255
8	1:19.418	25.769	201	34.620	184	19.029	242	253	29	1:20.534	26.192	201	35.285	183	19.057	244	254
9	1:19.747	25.937	201	34.730	183	19.080	247	262	30	1:20.404	26.194	201	35.165	185	19.045	243	255
10	1:22.084	26.874	195	36.040	183	19.170	243	255	31	1:21.348	26.418	201	35.743	182	19.187	243	254
11	1:20.887	26.631	201	35.116	184	19.140	249	258	32	1:20.470	26.316	201	35.105	184	19.049	247	262
12	1:47.702	26.693	199	35.454	181			253	33	1:20.534	26.363	201	35.075	182	19.096	245	261
13	1:29.338	35.197	196	35.369	187	18.772	246	252	34	1:20.324	26.269	201	35.028	179	19.027	248	260
14	1:18.480	25.460	203	34.401	187	18.619	247	254	35	1:20.836	26.415	202	35.187	180	19.234	246	262
15	1:18.909	25.416	203	34.677	186	18.816	246	254	36	1:21.121	26.766	200	35.266	184	19.089	243	254
16	1:20.378	26.998	201	34.552	190	18.828	246	253	37	1:21.094	26.568	200	35.280	184	19.246	244	256
17	1:18.842	25.524	203	34.482	188	18.836	246	254	38	1:21.013	26.517	201	35.309	183	19.187	246	253
18	1:19.218	25.703	201	34.711	183	18.804	246	253	39	1:20.933	26.584	201	35.177	184	19.172	248	256
19	1:20.378	25.756	201	35.525	180	19.097	243	243	40	1:20.794	26.527	201	35.141	183	19.126	248	260
20	1:19.531	25.756	203	34.887	182	18.888	251	262	41	1:21.126	26.645	197	35.205	182	19.276	247	260
21	1:20.084	26.250	202	34.905	186	18.929	250	262	42	1:21.749	26.819	201	35.500	180	19.430	243	258

DTM Brands Hatch

Brands Hatch GP Circuit, length 3916 m

10. & 11.08.2019

DTM



DTM

Lap Analysis race 1, 10.08.2019

-Reg.No.: 111506

53 Jamie Green , Hoffmann Group Audi RS 5 DTM / GBR

theoretical besttime: 1:17.926

Lap	Time	S1	V1	S2	V2	S3	V3	Vmax	Lap	Time	S1	V1	S2	V2	S3	V3	Vmax
1	1:30.450	34.522	197	36.748	179	19.180	247	255	22	1:21.386	26.358	198	35.478	183	19.550	243	253
2	1:19.237	25.503	205	34.924	187	18.810	249	262	23	1:22.015	26.724	201	35.741	185	19.550	244	256
3	1:18.407	25.128	206	34.565	186	18.714	244	257	24	1:22.301	26.936	201	35.899	177	19.466	242	254
4	1:19.000	25.362	203	34.765	191	18.873	242	255	25	1:21.738	26.748	198	35.589	187	19.401	242	254
5	1:19.147	25.616	203	34.707	193	18.824	244	253	26	1:21.763	26.430	199	35.928	181	19.405	241	240
6	1:46.022	25.465	204	34.511	193			261	27	1:20.924	26.338	200	35.270	188	19.316	245	260
7	1:29.380	35.552	198	35.025	185	18.803	244	252	28	1:48.268	26.863	199	35.438	187			255
8	1:18.268	25.277	201	34.154	193	18.837	242	254	29	1:29.743	35.778	198	35.044	186	18.921	244	254
9	1:18.529	25.371	199	34.378	195	18.780	244	254	30	1:18.358	25.325	202	34.389	192	18.644	244	255
10	1:19.180	25.721	200	34.622	192	18.837	248	254	31	1:18.240	25.225	202	34.322	192	18.693	245	254
11	1:18.946	25.620	199	34.501	193	18.825	244	252	32	1:18.473	25.305	203	34.439	192	18.729	247	254
12	1:19.526	25.789	199	34.698	190	19.039	242	255	33	1:18.529	25.303	203	34.441	191	18.785	244	254
13	1:19.902	25.771	199	35.088	188	19.043	243	252	34	1:18.538	25.429	203	34.425	193	18.684	246	253
14	1:19.975	25.906	201	34.955	189	19.114	242	254	35	1:19.974	25.556	201	35.342	180	19.076	249	262
15	1:21.071	26.804	197	35.186	190	19.081	243	254	36	1:19.152	25.747	201	34.540	192	18.865	244	256
16	1:23.710	28.799	199	35.520	185	19.391	246	255	37	1:19.327	25.822	200	34.588	190	18.917	249	263
17	1:20.711	26.249	202	35.256	190	19.206	243	254	38	1:20.820	26.653	204	35.078	189	19.089	247	262
18	1:21.589	26.348	198	36.035	187	19.206	243	236	39	1:20.637	26.445	204	35.158	185	19.034	252	264
19	1:21.173	26.799	201	35.198	187	19.176	246	261	40	1:21.503	26.648	203	35.579	184	19.276	252	268
20	1:21.456	26.398	200	35.630	185	19.428	241	254	41	1:19.607	26.118	200	34.527	190	18.962	246	262
21	1:21.090	26.486	200	35.320	186	19.284	243	254	42	1:20.206	25.967	201	34.951	191	19.288	243	254

62 Ferdinand von Habsburg , Aston Martin Vantage DTM / AUT

theoretical besttime: 1:18.120

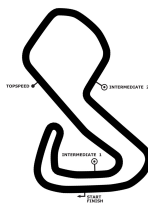
Lap	Time	S1	V1	S2	V2	S3	V3	Vmax	Lap	Time	S1	V1	S2	V2	S3	V3	Vmax
1	1:32.594	35.335	175	37.863	174	19.396	248	250	20	1:22.864	26.337	199	37.120	170	19.407	244	224
2	1:19.470	25.633	202	34.933	172	18.904	246	253	21	1:22.172	26.604	198	35.997	167	19.571	242	250
3	1:18.852	25.338	203	34.644	172	18.870	246	254	22	1:25.409	28.549	198	37.140	164	19.720	242	252
4	1:18.846	25.303	202	34.789	180	18.754	252	262	23	1:22.907	26.979	198	36.299	169	19.629	247	260
5	1:19.239	25.428	203	34.837	179	18.974	247	254	24	1:24.446	27.267	199	36.900	167	20.279	231	250
6	1:19.427	25.430	202	35.029	178	18.968	245	252	25	1:26.116	28.628	198	36.935	164	20.553	222	251
7	1:19.536	25.504	203	34.809	173	19.223	243	255	26	1:51.979	27.487	198	36.914	172			251
8	1:24.667	25.878	200			58.789	242	252	27	1:34.312	37.328	193	37.587	168	19.397	242	226
9	3:04.391	25.845	200	34.890	179			255	28	1:19.699	25.704	201	35.113	180	18.882	244	252
10	1:32.465	36.805	190	36.316	176	19.344	248	249	29	1:19.125	25.583	201	34.682	173	18.860	246	262
11	1:19.586	26.253	201	34.627	178	18.706	246	251	30	1:19.357	25.636	201	34.717	175	19.004	243	252
12	1:18.645	25.347	200	34.408	183	18.890	244	252	31	1:20.245	25.820	202	35.251	175	19.174	241	251
13	1:18.361	25.433	199	34.111	182	18.817	242	251	32	1:20.459	25.911	201	35.416	169	19.132	243	251
14	1:19.130	25.588	200	34.640	178	18.902	245	252	33	1:20.690	26.117	199	35.408	170	19.165	244	251
15	1:19.789	25.782	200	34.867	176	19.140	244	251	34	1:20.934	26.041	201	35.582	173	19.311	243	252
16	1:20.031	25.788	201	35.025	177	19.218	246	252	35	1:21.102	26.256	200	35.554	169	19.292	244	251
17	1:20.070	26.042	199	34.927	175	19.101	249	260	36	1:20.814	26.234	200	35.472	170	19.108	249	262
18	1:21.645	27.074	199	35.328	172	19.243	247	260	37	1:20.889	26.459	200	35.262	172	19.168	250	260
19	1:21.024	26.353	200	35.339	171	19.332	247	259	38	1:20.770	26.404	199	35.254	175	19.112	249	258

DTM Brands Hatch

Brands Hatch GP Circuit, length 3916 m

10. & 11.08.2019

DTM



DTM

Lap Analysis race 1, 10.08.2019

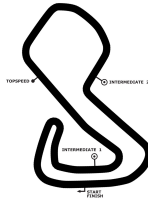
-Reg.No.: 111506

99 Mike Rockenfeller , Akrapovic Audi RS 5 DTM / DEU

theoretical besttime: 1:18.064

Lap	Time	S1	V1	S2	V2	S3	V3	Vmax	Lap	Time	S1	V1	S2	V2	S3	V3	Vmax
1	1:29.565	34.291	194	36.016	163	19.258	247	251	22	1:21.490	26.461	199	35.917	169	19.112	246	265
2	1:19.238	25.767	202	34.699	176	18.772	247	255	23	1:20.366	25.939	201	35.392	167	19.035	244	254
3	1:18.556	25.143	201	34.663	179	18.750	247	257	24	1:20.272	25.939	202	35.221	168	19.112	244	255
4	1:18.310	25.237	204	34.504	179	18.569	249	255	25	1:20.307	26.060	201	35.237	166	19.010	246	254
5	1:18.490	25.430	203	34.395	181	18.665	248	255	26	1:20.291	25.976	201	35.220	176	19.095	246	254
6	1:18.786	25.307	203	34.697	180	18.782	247	255	27	1:20.073	25.972	203	35.030	172	19.071	246	254
7	1:18.962	25.576	204	34.597	180	18.789	247	254	28	1:20.510	26.036	203	35.290	174	19.184	244	256
8	1:19.237	25.631	202	34.781	176	18.825	245	256	29	1:19.943	25.952	202	35.073	175	18.918	245	254
9	1:20.029	25.814	201	35.261	173	18.954	246	255	30	1:20.425	26.153	202	35.179	175	19.093	244	254
10	1:20.198	26.154	201	35.074	179	18.970	247	262	31	1:20.494	26.187	203	35.237	170	19.070	246	255
11	1:19.975	25.943	201	35.056	179	18.976	244	256	32	1:20.996	26.211	202	35.498	166	19.287	245	263
12	1:20.143	26.086	201	34.996	179	19.061	251	262	33	1:20.361	26.214	203	35.152	169	18.995	249	263
13	1:20.360	26.273	201	35.161	178	18.926	251	262	34	1:20.940	26.538	203	35.393	167	19.009	251	265
14	1:21.323	26.260	201	35.602	177	19.461	244	256	35	1:21.791	26.434	201	36.000	176	19.357	245	253
15	1:21.677	26.835	198	35.519	175	19.323	244	263	36	1:21.912	26.471	202	36.048	168	19.393	245	255
16	1:47.679	26.313	201	35.287	171			254	37	1:21.600	26.442	202	35.872	172	19.286	245	263
17	1:31.724	36.525	196	36.204	173	18.995	247	253	38	1:22.346	27.364	193	35.640	168	19.342	247	259
18	1:18.949	25.488	201	34.682	178	18.779	247	254	39	1:21.697	26.420	202	35.978	165	19.299	249	258
19	1:19.034	25.982	204	34.352	185	18.700	247	255	40	1:21.583	26.656	199	35.478	171	19.449	248	267
20	1:18.419	25.342	203	34.377	176	18.700	246	255	41	1:20.523	26.487	197	34.992	172	19.044	252	264
21	1:19.488	25.772	203	34.697	175	19.019	247	255	42	1:21.269	26.199	199	35.652	171	19.418	223	255

DTM Brands Hatch
Brands Hatch GP Circuit, length 3916 m
10. & 11.08.2019
DTM



-Reg.No.: 111506

Best Sector Times race 1

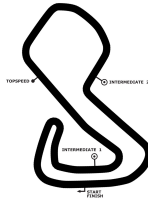
Pos.	sector 1		sector 2		sector 3		theoretical and best lap time						
	No	Driver	Time	No	Driver	Time	No	Driver	theoretical	Best	Pos		
1	25	Eng P.	25.123	11	Wittmann M.	33.784	11	Wittmann M.	18.458	25	Eng P.	1:17.502	1:17.862
2	53	Green J.	25.128	25	Eng P.	33.893	25	Eng P.	18.486	11	Wittmann M.	1:17.542	1:18.120
3	99	Rockenfeller M.	25.143	3	Di Resta P.	34.100	33	Rast R.	18.510	53	Green J.	1:17.926	1:18.240
4	4	Frijns R.	25.206	62	von Habsburg F.	34.111	4	Frijns R.	18.515	3	Di Resta P.	1:18.038	1:18.164
5	33	Rast R.	25.271	53	Green J.	34.154	99	Rockenfeller M.	18.569	99	Rockenfeller M.	1:18.064	1:18.310
6	28	Duval L.	25.273	23	Juncadella D.	34.179	51	Müller N.	18.619	33	Rast R.	1:18.094	1:18.229
7	3	Di Resta P.	25.281	31	Van der Linde S.	34.256	28	Duval L.	18.629	62	von Habsburg F.	1:18.120	1:18.361
8	11	Wittmann M.	25.300	28	Duval L.	34.279	53	Green J.	18.644	4	Frijns R.	1:18.134	1:18.346
9	62	von Habsburg F.	25.303	33	Rast R.	34.313	3	Di Resta P.	18.657	28	Duval L.	1:18.181	1:18.197
10	51	Müller N.	25.310	99	Rockenfeller M.	34.352	7	Spengler B.	18.659	51	Müller N.	1:18.283	1:18.373
11	27	Aberdein J.	25.317	51	Müller N.	34.354	16	Glock T.	18.673	23	Juncadella D.	1:18.307	1:18.572
12	31	Van der Linde S.	25.411	4	Frijns R.	34.413	23	Juncadella D.	18.678	31	Van der Linde S.	1:18.534	1:18.534
13	16	Glock T.	25.441	7	Spengler B.	34.484	62	von Habsburg F.	18.706	7	Spengler B.	1:18.638	1:19.041
14	23	Juncadella D.	25.450	16	Glock T.	34.577	27	Aberdein J.	18.714	27	Aberdein J.	1:18.675	1:18.759
15	7	Spengler B.	25.495	27	Aberdein J.	34.644	31	Van der Linde S.	18.867	16	Glock T.	1:18.691	1:18.879
16	76	Dennis J.	00.000	76	Dennis J.	00.000	76	Dennis J.	00.000	76	Dennis J.	00.000	00.000

DTM Brands Hatch

Brands Hatch GP Circuit, length 3916 m

10. & 11.08.2019

DTM



DTM

Topspeed race 1, 10.08.2019

-Reg.No.: 111506

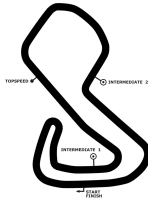
Car No.	Driver	Make	Speed km/h
27	Jonathan Aberdein	WRT Audi RS 5 DTM	268
53	Jamie Green	Hoffmann Group Audi RS 5 DTM	268
99	Mike Rockenfeller	Akrapovic Audi RS 5 DTM	267
28	Loic Duval	MASCOT WORKWEAR Audi RS 5 DTM	265
25	Philipp Eng	ZF BMW M4 DTM	265
11	Marco Wittmann	Schaeffler BMW M4 DTM	265
4	Robin Frijns	Aral Ultimate Audi RS 5 DTM	265
33	René Rast	Audi Sport RS 5 DTM	264
31	Sheldon Van der Linde	Shell BMW M4 DTM	264
16	Timo Glock	JIVS BMW M4 DTM	263
23	Daniel Juncadella	Aston Martin Vantage DTM	263
7	Bruno Spengler	BMW Bank M4 DTM	262
62	Ferdinand von Habsburg	Aston Martin Vantage DTM	262
51	Nico Müller	Castrol EDGE Audi RS 5 DTM	262
3	Paul Di Resta	Aston Martin Vantage DTM	260
76	Jake Dennis	Aston Martin Vantage DTM	----

DTM Brands Hatch

Brands Hatch GP Circuit, length 3916 m

10. & 11.08.2019

DTM

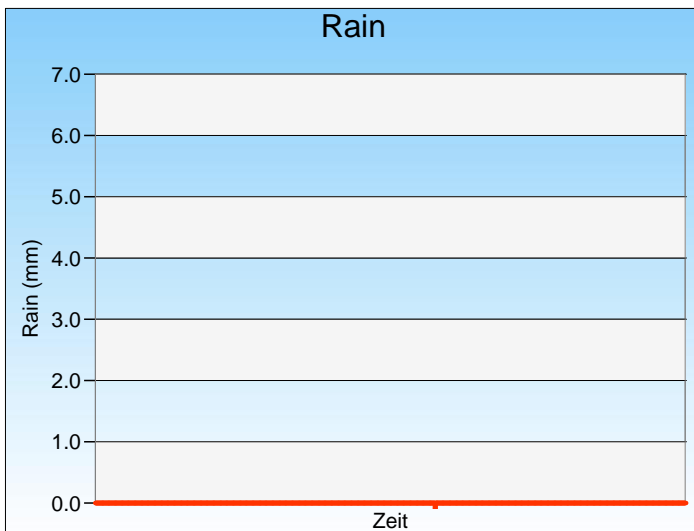
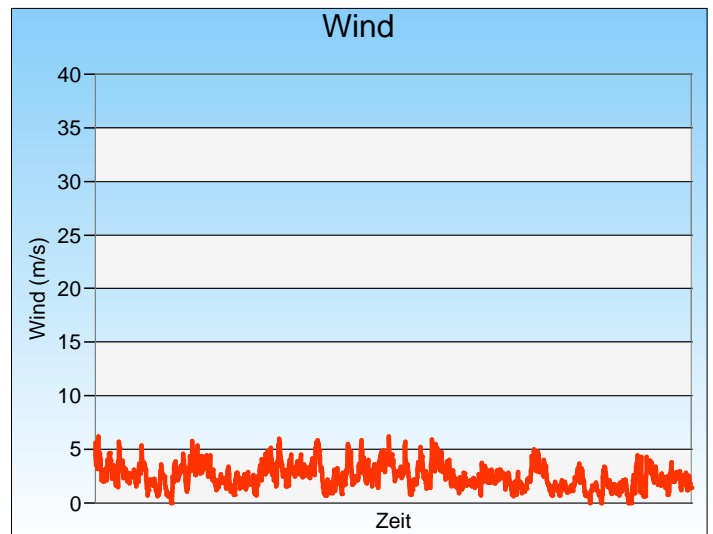
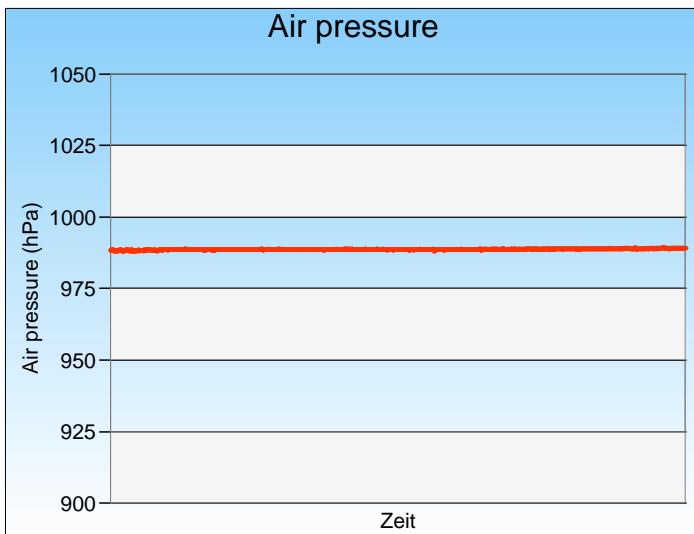
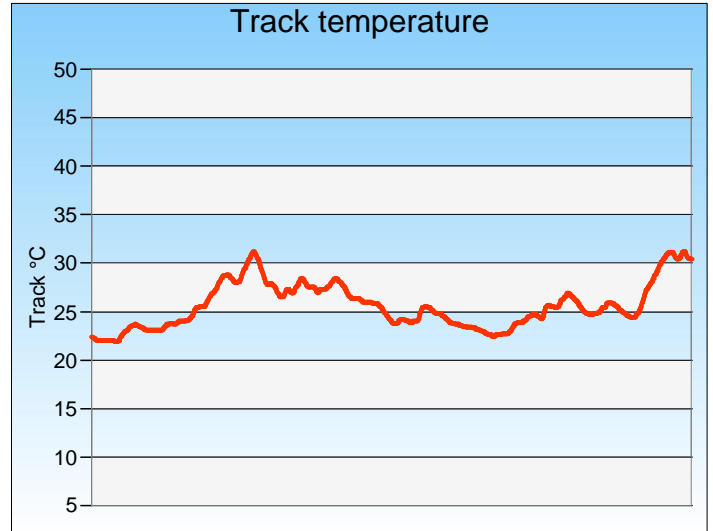
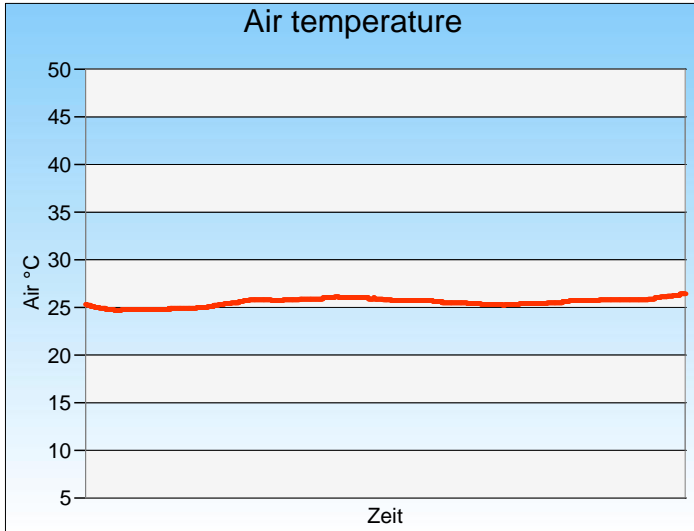


DTM

-Reg.No.: 111506

Weather race 1

10.08.2019, 13:30:00 - 14:25:00



Weather:



DTM Brands Hatch

Brands Hatch GP Circuit, length 3916 m

10. & 11.08.2019

DTM



DTM

-Reg.No.: 111506

Drivers Championship 2019

POS	NAME / NATION	SUM	Hockenheim I 1	Hockenheim I 2	Zolder (B) 1	Zolder (B) 2	Misano (I) 1	Misano (I) 2	Norising 1	Norising 2	Assen (NL) 1	Assen (NL) 2	Brands Hatch (GB) 1	Brands Hatch (GB) 2	Lausitzring 1	Lausitzring 2	Nürburgring 1	Nürburgring 2	Hockenheim II 1	Hockenheim II 2	
1	René Rast / DEU	178	(16.)	25 (1.)	+2	25 + 2 (1.)	18 + 3 (2.)	15 + 3 (3.)	25 + 1 (1.)	6 + 3 (7.)	15 + 2 (3.)	10 + 3 (5.)	18 + 2 (2.)								
2	Nico Müller / CHE	151	4 (8.)	18 (2.)	15 (3.)	4 (8.)	10 (5.)	25 (1.)	18 + 3 (2.)	4 + 2 (8.)	18 (2.)	15 (3.)	15 (3.)								
3	Marco Wittmann / DEU	146	25 + 3 (1.)	4 + 2 (8.)	6 + 3 (7.)		25 (13.)		25 (1.)	4 (8.)		25 + 3 (16.)	18 (2.)	25 + 3 (1.)							
4	Philipp Eng / AUT	119	(14.)	12 + 3 (4.)	25 (1.)	18 + 1 (2.)	6 (7.)	18 (2.)	6 (7.)	10 (5.)	12 (4.)		8 (13.)	8 (6.)							
5	Mike Rockenfeller / DEU	100	18 + 2 (2.)		10 (5.)	12 (4.)	8 (6.)	1 (10.)		15 (3.)	2 (9.)	25 + 1 (1.)	6 (7.)								
6	Bruno Spengler / CAN	77	6 (7.)	10 (5.)	1 + 1 (10.)	6 (7.)	12 (4.)	4 (8.)	10 + 2 (5.)	25 (1.)				12 (15.)							
7	Robin Frijns / NLD	77	15 (3.)	15 + 1 (3.)				12 + 2 (4.)		12 (4.)		8 (6.)	12 (4.)								
8	Loic Duval / FRA	75	10 (5.)		12 (4.)		15 + 1 (11.)		12 (3.)	8 + 1 (6.)	4 + 1 (8.)		10 + 1 (11.)	10 + 1 (5.)							
9	Jamie Green / GBR	51	(12.)	2 (9.)	8 (6.)	15 (3.)				18 (11.)	6 (2.)	2 (7.)									
10	Joel Eriksson / SWE	43	(13.)	1 (10.)	18 (2.)	1 (10.)		8 (6.)	15 (3.)												
11	Jonathan Aberdein / RSA	37	(15.)	(14.)				4 + 2 (8.)	6 + 1 (7.)					2 (13.)							

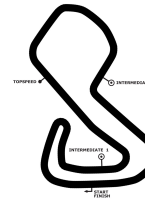
NON-CONSIDERATION OF THE THREE HIGHEST CLASSIFIED CARS OF BMW FOR MAKE CLASSIFICATION (DECISION 8)

DTM Brands Hatch

Brands Hatch GP Circuit, length 3916 m

10. & 11.08.2019

DTM



-Reg.No.: 111506

Drivers Championship 2019

POS	NAME / NATION	SUM	Hockenheim I 1	Hockenheim I 2	Zolder (B) 1	Zolder (B) 2	Misano (I) 1	Misano (I) 2	Norising 1	Norising 2	Assen (NL) 1	Assen (NL) 2	Brands Hatch (GB) 1	Brands Hatch (GB) 2	Lausitzring 1	Lausitzring 2	Nürburgring 1	Nürburgring 2	Hockenheim II 1	Hockenheim II 2	
12	Timo Glock / DEU	33	12 (4.)	8 (6.)			1 (10.)			2 (9.)	10 (5.)										
13	Sheldon Van der Linde / RSA	30	8 (6.)			10 + 3 (5.)	2 (9.)	2 (9.)			1 (10.)		4 (8.)								
14	Daniel Juncadella / ESP	18	2 (9.)						8 (6.)	1 (10.)		6 (7.)	1 (10.)								
15	Paul Di Resta / GBR	15	+1	6 (7.)	4 (8.)							4 (8.)									
16	Pietro Fittipaldi / BRA	14	1 (10.)			2 (9.)		10 (5.)				1 (10.)									
17	Jake Dennis / GBR	10				8 (6.)			2 (9.)												
18	Ferdinand von Habsburg / AUT	3			2 (9.)				1 (10.)												

NON-CONSIDERATION OF THE THREE HIGHEST CLASSIFIED CARS OF BMW FOR MAKE CLASSIFICATION (DECISION 8)

DTM Brands Hatch

Brands Hatch GP Circuit, length 3916 m

10. & 11.08.2019

DTM

Team Championship 2019



DTM

-Reg.No.: 111506

POS	TEAM	SUM	Hockenheim I 1	Hockenheim I 2	Zolder (B) 1	Zolder (B) 2	Misano (I) 1	Misano (I) 2	Norising 1	Norising 2	Assen (NL) 1	Assen (NL) 2	Brands Hatch (GB) 1	Brands Hatch (GB) 2	Lausitzring 1	Lausitzring 2	Nürburgring 1	Nürburgring 2	Hockenheim II 1	Hockenheim II 2	
1	Audi Sport Team Rosberg	239		27	10	42	21	28	26	27	23	15	20								
2	Audi Sport Team Abt Sportsline	228	19	34	15	4	10	39	21	18	18	23	27								
3	BMW Team RMG	223	34	16	11	6	37	4	16	25	28	18	28								
4	Audi Sport Team Phoenix	175	30		22	12	24	1	12	24	7	26	17								
5	BMW Team RMR	152	12	23	25	19	7	18	6	12	22		8								
6	BMW Team RBM	73	8	1	18	14	2	10	15		1		4								
7	WRT Team Audi Sport	41	1			2	6	7			8	15	2								
8	R-Motorsport 1	25	1	6	4	8			2			4									
9	R-Motorsport 2	21	2		2				9	1		6	1								

DTM Brands Hatch

Brands Hatch GP Circuit, length 3916 m

10. & 11.08.2019

DTM

Brand Championship 2019



-Reg.No.: 111506

POS	NAME / NATION	SUM	Hockenheim I 1	Hockenheim I 2	Zolder (B) 1	Zolder (B) 2	Misano (I) 1	Misano (I) 2	Norising 1	Norising 2	Assen (NL) 1	Assen (NL) 2	Brands Hatch (GB) 1	Brands Hatch (GB) 2	Lausitzring 1	Lausitzring 2	Nürburgring 1	Nürburgring 2	Hockenheim II 1	Hockenheim II 2	
1	AUDI	634	49	61	47	58	57	68	59	59	50	68	58								
2	BMW	409	54	39	54	39	45	32	37	37	51	18	3								
3	Aston Martin	38	3	6	6				11	1		10	1								

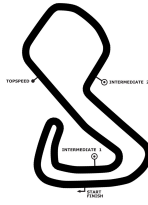
NON-CONSIDERATION OF THE THREE HIGHEST CLASSIFIED CARS OF BMW FOR MAKE CLASSIFICATION (DECISION 8)

DTM Brands Hatch

Brands Hatch GP Circuit, length 3916 m

10. & 11.08.2019

DTM



DTM

-Reg.No.: 111506

Fastest Lap in race 1, 10.08.2019

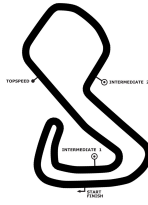
RG.	No.	Driver	Entrant	Time	IN.	DIFF	INT	KM/H	at
1	25	Eng P (AUT)	BMW Team RMR	<u>1:17.862</u>	28		00.258	181.059	14:11:22
2	11	Wittmann M (DEU)	BMW Team RMG	1:18.120	16	00.258	00.044	180.461	13:54:58
3	3	Di Resta P (GBR)	R-Motorsport 1	1:18.164	4	00.302	00.033	180.359	13:38:25
4	28	Duval L (FRA)	Audi Sport Team Phoenix	1:18.197	4	00.335	00.032	180.283	13:38:26
5	33	Rast R (DEU)	Audi Sport Team Rosberg	1:18.229	4	00.367	00.011	180.209	13:38:27
6	53	Green J (GBR)	Audi Sport Team Rosberg	1:18.240	31	00.378	00.070	180.184	14:15:54
7	99	Rockenfeller M (DEU)	Audi Sport Team Phoenix	1:18.310	4	00.448	00.036	180.023	13:38:28
8	4	Frijns R (NLD)	Audi Sport Team Abt Sportsline	1:18.346	28	00.484	00.015	179.940	14:11:14
9	62	von Habsburg F (AUT)	R-Motorsport 2	1:18.361	13	00.499	00.012	179.906	13:52:29
10	51	Müller N (CHE)	Audi Sport Team Abt Sportsline	1:18.373	4	00.511	00.161	179.878	13:38:28
11	31	Van der Linde S (RSA)	BMW Team RBM	1:18.534	3	00.672	00.038	179.510	13:37:12
12	23	Juncadella D (ESP)	R-Motorsport 2	1:18.572	3	00.710	00.187	179.423	13:37:13
13	27	Aberdein J (RSA)	WRT Team Audi Sport	1:18.759	3	00.897	00.120	178.997	13:37:13
14	16	Glock T (DEU)	BMW Team RMR	<u>1:18.879</u>	3	01.017	00.162	178.724	13:37:14
15	7	Spengler B (CAN)	BMW Team RMG	1:19.041	4	01.179		178.358	13:38:34

DTM Brands Hatch

Brands Hatch GP Circuit, length 3916 m

10. & 11.08.2019

DTM



DTM

Stint Analysis race 1, 10.08.2019

-Reg.No.: 111506

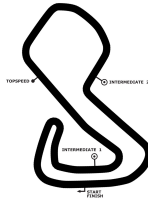
POS	NO	DRIVER	STINT 1			STINT 2			STINT 3			STINT 4		
			LAPS	TIME	KM/H	LAPS	TIME	KM/H	LAPS	TIME	KM/H	LAPS	TIME	KM/H
1.	11	Wittmann Marco	14	19:06.254	172.184	28	37:33.021	175.202						
2.	33	Rast René	15	20:29.330	172.016	27	36:10.319	175.382						
3.	51	Müller Nico	12	16:31.086	170.693	30	40:16.755	174.998						
4.	4	Frijns Robin	24	32:44.758	172.206	18	24:10.163	174.985						
5.	28	Duval Loic	15	20:30.256	171.886	27	36:27.255	174.024						
6.	25	Eng Philipp	24	32:54.173	171.384	18	24:03.915	175.742						
7.	99	Rockenfeller Mike	16	21:52.528	171.853	26	35:06.803	173.978						
8.	31	Van der Linde Sheldon	18	24:46.208	170.741	24	32:22.976	174.136						
9.	27	Aberdein Jonathan	6	8:36.198	163.863	36	48:40.164	173.796						
10.	23	Juncadella Daniel	7	9:43.189	169.213	10	13:55.832	168.665	25	33:37.639	174.679			
11.	53	Green Jamie	6	8:32.263	165.121	22	30:12.901	171.078	14	18:43.107	175.732			
12.	7	Spengler Bruno	22	30:28.891	169.582	20	27:02.849	173.739						
13.	16	Glock Timo	15	20:47.809	169.468	27	36:56.703	171.712						
14.	3	Di Resta Paul	16	21:57.933	171.148	23	31:10.015	173.392						
15.	62	von Habsburg Ferdinand	9	13:57.022	151.583	17	23:46.639	167.989	12	16:18.396	172.907			
16.	76	Dennis Jake												

DTM Brands Hatch

Brands Hatch GP Circuit, length 3916 m

10. & 11.08.2019

DTM



DTM

Pitstop (Chronology) race 1, 10.08.2019

-Reg.No.: 111506

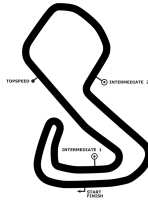
Car	Driver	Entrant	at Lap	Time	duration	Sum
53	Green Jamie	Audi Sport Team Rosberg	6	13:41:06	35.049	35.049
27	Aberdein Jonathan	WRT Team Audi Sport	6	13:41:09	35.928	35.928
62	von Habsburg Ferdinand	R-Motorsport 2	9	13:45:14	1:52.237	1:52.237
51	Müller Nico	Audi Sport Team Abt Sportsline	12	13:49:06	33.936	33.936
11	Wittmann Marco	BMW Team RMG	14	13:51:42	33.106	33.106
33	Rast René	Audi Sport Team Rosberg	15	13:53:02	35.870	35.870
28	Duval Loic	Audi Sport Team Phoenix	15	13:53:05	34.056	34.056
16	Glock Timo	BMW Team RMR	15	13:53:22	34.578	34.578
99	Rockenfeller Mike	Audi Sport Team Phoenix	16	13:54:26	34.801	34.801
3	Di Resta Paul	R-Motorsport 1	16	13:54:23	43.763	43.763
23	Juncadella Daniel	R-Motorsport 2	17	13:56:14	34.203	34.203
31	Van der Linde Sheldon	BMW Team RBM	18	13:57:21	34.052	34.052
7	Spengler Bruno	BMW Team RMG	22	14:03:04	33.403	33.403
4	Frijns Robin	Audi Sport Team Abt Sportsline	24	14:05:20	33.581	33.581
25	Eng Philipp	BMW Team RMR	24	14:05:29	34.237	34.237
62	von Habsburg Ferdinand	R-Motorsport 2	26	14:10:17	35.675	2:27.912
53	Green Jamie	Audi Sport Team Rosberg	28	14:11:19	34.678	1:09.727

DTM Brands Hatch

Brands Hatch GP Circuit, length 3916 m

10. & 11.08.2019

DTM



DTM

Pitstops race 1, 10.08.2019

-Reg.No.: 111506

Pos	Car	Driver	Entrant	at Lap	Time	Duration
1	11	Wittmann Marco	BMW Team RMG	14	13:51:42	33.106
2	7	Spengler Bruno	BMW Team RMG	22	14:03:04	33.403
3	4	Frijns Robin	Audi Sport Team Abt Sportsline	24	14:05:20	33.581
4	51	Müller Nico	Audi Sport Team Abt Sportsline	12	13:49:06	33.936
5	31	Van der Linde Sheldon	BMW Team RBM	18	13:57:21	34.052
6	28	Duval Loic	Audi Sport Team Phoenix	15	13:53:05	34.056
7	23	Juncadella Daniel	R-Motorsport 2	17	13:56:14	34.203
8	25	Eng Philipp	BMW Team RMR	24	14:05:29	34.237
9	16	Glock Timo	BMW Team RMR	15	13:53:22	34.578
10	53	Green Jamie	Audi Sport Team Rosberg	28	14:11:19	34.678
11	99	Rockenfeller Mike	Audi Sport Team Phoenix	16	13:54:26	34.801
12	62	von Habsburg Ferdinand	R-Motorsport 2	26	14:10:17	35.675
13	33	Rast René	Audi Sport Team Rosberg	15	13:53:02	35.870
14	27	Aberdein Jonathan	WRT Team Audi Sport	6	13:41:09	35.928
15	3	Di Resta Paul	R-Motorsport 1	16	13:54:23	43.763

DTM Brands Hatch

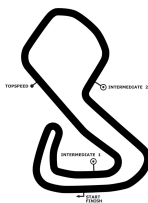
Brands Hatch GP Circuit, length 3916 m

10. & 11.08.2019

DTM

Starting grid race 1

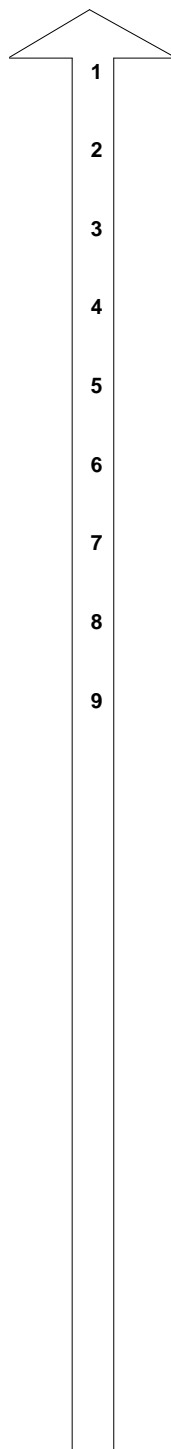
green flag lap at time: 13:30:00



DTM

-Reg.No.: 111506

33 René Rast Audi Sport RS 5 DTM	1:15.723
3 Paul Di Resta Aston Martin Vantage DTM	1:16.067
31 Sheldon Van der Linde Shell BMW M4 DTM	1:16.304
51 Nico Müller Castrol EDGE Audi RS 5 DTM	1:16.365
23 Daniel Juncadella Aston Martin Vantage DTM	1:16.533
99 Mike Rockenfeller Akrapovic Audi RS 5 DTM	1:16.600
7 Bruno Spengler BMW Bank M4 DTM	1:17.087
27 Jonathan Aberdein WRT Audi RS 5 DTM	



11 Marco Wittmann Schaeffler BMW M4 DTM	1:15.654
28 Loic Duval MASCOT WORKWEAR Audi RS 5 DTM	1:16.012
4 Robin Frijns Aral Ultimate Audi RS 5 DTM	1:16.249
76 Jake Dennis Aston Martin Vantage DTM	1:16.342
16 Timo Glock JIVS BMW M4 DTM	1:16.384
25 Philipp Eng ZF BMW M4 DTM	1:16.541
53 Jamie Green Hoffmann Group Audi RS 5 DTM	1:16.675
62 Ferdinand von Habsb Aston Martin Vantage DTM	1:17.510
47 Joel Eriksson CATL BMW M4 DTM	

CAR # 21 - NON-PARTICIPATION