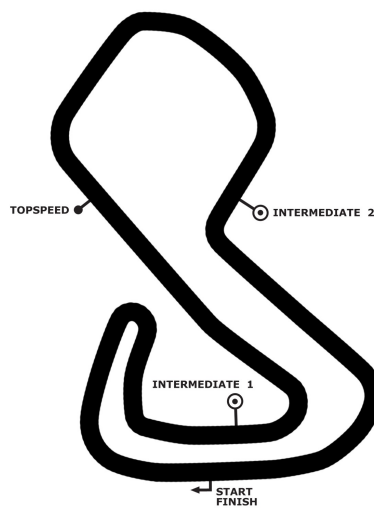


DTM

DTM Brands Hatch

race 2



Brands Hatch GP Circuit 3916 m

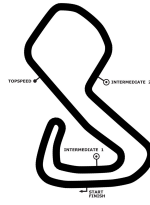
10. & 11.08.2019

DTM Brands Hatch

Brands Hatch GP Circuit, length 3916 m

10. & 11.08.2019

DTM



DTM

Result race 2, 11.08.2019

-Reg.No.: 111506

Rk	No	DRIVER/ENTRANT	CAR	LAPS	TIME	GAP	INT	km/h	BEST	IN
1	33	René Rast (DEU) Audi Sport Team Rosberg	Audi Sport RS 5 DTM	42	57:28.564			171.694	1:19.347	2
2	51	Nico Müller (CHE) Audi Sport Team Abt Sportsline	Castrol EDGE Audi RS 5 DTM	42	57:28.804	00.240	00.240	171.682	1:18.977	14
3	4	Robin Frijns (NLD) Audi Sport Team Abt Sportsline	Aral Ultimate Audi RS 5 DTM	42	57:29.162	00.598	00.358	171.665	1:18.979	16
4	28	Loic Duval (FRA) Audi Sport Team Phoenix	MASCOT WORKWEAR Audi RS 5 DTM	42	57:30.926	02.362	01.764	171.577	1:19.308	6
5	25	Philipp Eng (AUT) BMW Team RMR	ZF BMW M4 DTM	42	57:31.453	02.889	00.527	171.551	1:19.351	26
6	99	Mike Rockenfeller (DEU) Audi Sport Team Phoenix	Akrapovic Audi RS 5 DTM	42	57:32.087	03.523	00.634	171.519	1:19.405	5
7	31	Sheldon Van der Linde (RSA) BMW Team RBM	Shell BMW M4 DTM	42	57:33.353	04.789	01.266	171.456	1:19.139	28
8	23	Daniel Juncadella (ESP) R-Motorsport 2	Aston Martin Vantage DTM	42	57:33.793	05.229	00.440	171.434	1:19.551	15
9	76	Jake Dennis (GBR) R-Motorsport 1	Aston Martin Vantage DTM	42	57:34.757	06.193	00.964	171.387	1:18.827	22
10	11	Marco Wittmann (DEU) BMW Team RMG	Schaeffler BMW M4 DTM	42	57:36.401	07.837	01.644	171.305	1:18.316	27
11	62	Ferdinand von Habsburg (AUT) R-Motorsport 2	Aston Martin Vantage DTM	42	57:40.655	12.091	04.254	171.095	1:18.969	27
12	16	Timo Glock (DEU) BMW Team RMR	JIVS BMW M4 DTM	42	57:49.158	20.594	08.503	170.675	1:18.186	27
13	27	Jonathan Aberdein (RSA) WRT Team Audi Sport	WRT Audi RS 5 DTM	42	57:56.446	27.882	07.288	170.317	1:19.106	16
14	3	Paul Di Resta (GBR) R-Motorsport 1	Aston Martin Vantage DTM	42	58:03.956	35.392	07.510	169.950	1:19.136	27
15	53	Jamie Green (GBR) Audi Sport Team Rosberg	Hoffmann Group Audi RS 5 DTM	42	58:20.415	51.851	16.459	169.151	1:18.953	9
16	21	Pietro Fittipaldi (BRA) WRT Team Audi Sport	WRT Audi RS 5 DTM	42	58:23.629	55.065	03.214	168.996	1:18.169	27
NOT CLASSIFIED										
	7	Bruno Spengler (CAN) BMW Team RMG	BMW Bank M4 DTM	21	28:54.329	21 Runden		170.700	1:19.086	9
	47	Joel Eriksson (SWE) BMW Team RBM	CATL BMW M4 DTM	20	27:58.056	22 Runden		168.023	1:18.507	5

fastest lap: 21 Fittipaldi Pietro 1:18.169 = 180.348 km/h at lap 27

Issued:

Clerk of the Course:

Timekeeper:

Subject to final scrutineering !





Lapchart: DTM race 2

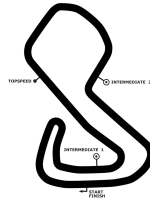
POS	1	2	3	4	5	6	7	8	9	10	11	12	13	14	15	16	17	18	19
LAP 1	33	28	51	4	53	99	25	27	11	23	31	21	16	3	76	7	47	62	
LAP 2	33	51	28	4	53	99	25	11	27	23	31	21	16	3	76	7	62	47.	
LAP 3	33	51	28	4	53	99	25	11	27	23	31	21	16	3	76	7	62	47	
LAP 4	33	51	28	4	53	99	25	11	27	23	31	21	16	3	76	7	62	47	
LAP 5	33	51	28	4	53	99	25	11	27	23	31	21	16	3	76	62	7.	47	
LAP 6	33	51	28	4	53	99	25	11	27	23	31	21	16	3	76	62	7	47	
LAP 7	33	51	28	4	99	25	11	27	23	31	21	16	3	76	62	53.	7	47	
LAP 8	33	51	28	4	99	25	11	27	23	31	21	16	3	76	62	7	53	47	
LAP 9	33	51	28	4	99	25	27	23	31	21	16	3	76	62	11.	7	53	47	
LAP 10	33	51	28	4	99	25	23	27	31	21	16	3	76	62	11	7	53	47	
LAP 11	28	4	99	25	23	31	21	16	3	76	62	33.	51.	27.	11	7	53	47	
LAP 12	28	4	25	23	31	3	76	62	99.	33	51	11	16.	21.	7	53	27	47	
LAP 13	28	25	31	3	76	62	4.	33	23.	51	99	11	7	53	27	16	21	47	
LAP 14	25	31	3	76	62	28.	33	51	4	99	11	7	23	53	27	16	21	47	
LAP 15	25	31	3	76	62	33	51	4	28	99	11	23	7	53	27	16	21	47	
LAP 16	25	31	3	76	62	33	51	4	28	99	11	23	7	53	27	16	21	47	
LAP 17	25	31	3	76	62	33	51	4	28	99	11	23	7	53	27	16	21	47	
LAP 18	25	31	3	76	62	33	51	4	28	99	11	23	7	27	53	16	21	47	
LAP 19	25	31	3	76	62	33	51	4	28	99	11	23	27	7	53	16	21	47	
LAP 20	25	31	3	62	33	51	4	28	99	11	23	27	76.	7	53	16	21	47	
LAP 21	25	31	3	62	33	51	4	28	99	11	23	27	7	53	16	21	76		
LAP 22	3	62	25.	33	51	4	28	99	11	31.	23	27	53	16	76	21.			
LAP 23	33	51	4	28	99	11	25	23	27	31	62.	53	16	76	3.	21			
LAP 24	33	51	4	28	99	25	23	27	31	53	76	11.	62	16.	3	21.			
LAP 25	33	51	4	28	99	25	27	23	31	76	53	11	62	16	3	21			
LAP 26	33	51	4	28	99	25	27	23	31	76	53	11	62	16	3	21			
LAP 27	33	51	4	28	25	99	27	31	23	76	53	11	62	16	3	21			
LAP 28	33	51	4	28	25	99	27	31	23	76	53	11	62	16	3	21			
LAP 29	33	51	4	28	25	99	27	31	23	76	11	53	62	16	3	21			
LAP 30	33	51	4	28	25	99	27	31	23	76	11	53	62	16	3	21			
LAP 31	33	51	4	28	25	99	27	31	23	76	11	62	16	3	53.	21			
LAP 32	33	51	4	28	25	99	27	31	23	76	11	62	16	3	53	21			
LAP 33	33	51	4	28	25	99	27	31	23	76	11	62	16	3	53	21			
LAP 34	33	51	4	28	25	99	27	31	23	76	11	62	16	3	53	21			
LAP 35	33	51	4	28	25	99	27	31	23	76	11	62	16	3	53	21			
LAP 36	33	51	4	28	25	99	27	31	23	76	11	62	16	3	53	21			
LAP 37	33	51	4	28	25	99	27	31	23	76	11	62	16	3	53	21			
LAP 38	33	51	4	28	25	99	31	23	76	11	62	16	27	3	53	21			
LAP 39	33	51	4	28	25	99	31	23	76	11	62	16	27	3	53	21			
LAP 40	33	51	4	28	25	99	31	23	76	11	62	16	27	3	53	21			
LAP 41	33	51	4	28	25	99	31	23	76	11	62	16	27	3	53	21			
LAP 42	33	51	4	28	25	99	31	23	76	11	62	16	27	3	53	21			

DTM Brands Hatch

Brands Hatch GP Circuit, length 3916 m

10. & 11.08.2019

DTM



Lap by Lap race 2, 11.08.2019

-Reg.No.: 111506

3 Paul Di Resta , Aston Martin Vantage DTM / GBR															
1	1:31.328	2	1:20.923	3	1:20.525	4	1:20.271	5	1:20.145	6	1:20.127	7	1:20.256	8	1:20.456
9	1:20.435	10	1:20.403	11	1:20.832	12	1:21.113	13	1:20.482	14	1:20.604	15	1:20.392	16	1:20.426
17	1:20.571	18	1:20.785	19	1:20.770	20	1:20.634	21	1:20.668	22	1:20.766	pit	2:13.568	24	1:55.490
25	1:35.100	26	1:19.279	27	1:19.136	28	1:19.412	29	1:19.799	30	1:19.390	31	1:19.504	32	1:19.484
33	1:19.758	34	1:19.849	35	1:19.993	36	1:20.027	37	1:20.115	38	1:20.316	39	1:20.195	40	1:20.203
41	1:20.254	42	1:20.172												

4 Robin Frijns , Aral Ultimate Audi RS 5 DTM / NLD															
1	1:28.034	2	1:20.542	3	1:19.662	4	1:19.512	5	1:19.382	6	1:19.386	7	1:19.529	8	1:19.745
9	1:19.971	10	1:20.009	11	1:20.175	12	1:19.999	pit	1:45.499	14	1:30.061	15	1:19.210	16	1:18.979
17	1:19.599	18	1:19.867	19	1:20.225	20	1:20.341	21	1:20.307	22	1:20.418	23	1:20.842	24	1:44.181
25	1:36.229	26	1:20.381	27	1:20.142	28	1:20.111	29	1:20.517	30	1:20.792	31	1:20.435	32	1:21.260
33	1:20.822	34	1:20.396	35	1:20.539	36	1:20.556	37	1:20.423	38	1:20.508	39	1:20.458	40	1:20.327
41	1:20.077	42	1:19.714												

7 Bruno Spengler , BMW Bank M4 DTM / CAN															
1	1:32.576	2	1:20.565	3	1:20.463	4	1:20.414	pit	1:46.593	6	1:30.666	7	1:19.192	8	1:19.169
9	1:19.086	10	1:19.535	11	1:19.446	12	1:19.820	13	1:19.892	14	1:20.858	15	1:21.112	16	1:20.240
17	1:20.582	18	1:20.938	19	1:21.761	20	1:20.696	21	1:20.725						

11 Marco Wittmann , Schaeffler BMW M4 DTM / DEU															
1	1:29.654	2	1:20.442	3	1:20.030	4	1:20.002	5	1:19.663	6	1:19.862	7	1:19.917	8	1:19.945
pit	1:47.420	10	1:28.612	11	1:18.549	12	1:18.756	13	1:19.631	14	1:20.114	15	1:20.280	16	1:20.074
17	1:19.848	18	1:19.980	19	1:20.199	20	1:20.099	21	1:20.012	22	1:20.544	23	1:20.275	pit	2:02.000
25	1:39.688	26	1:18.610	27	1:18.316	28	1:18.674	29	1:19.780	30	1:19.243	31	1:18.951	32	1:19.087
33	1:19.247	34	1:19.496	35	1:19.980	36	1:20.121	37	1:19.608	38	1:19.828	39	1:19.659	40	1:19.985
41	1:20.232	42	1:19.988												

16 Timo Glock , JIVS BMW M4 DTM / DEU															
1	1:30.857	2	1:20.741	3	1:20.425	4	1:20.125	5	1:20.050	6	1:19.955	7	1:20.156	8	1:20.510
9	1:20.361	10	1:20.592	11	1:20.998	pit	1:48.540	13	1:30.734	14	1:19.364	15	1:19.019	16	1:19.042
17	1:19.942	18	1:21.067	19	1:21.166	20	1:20.958	21	1:20.670	22	1:21.606	23	1:21.316	pit	2:03.791
25	1:40.809	26	1:18.741	27	1:18.186	28	1:19.087	29	1:18.680	30	1:18.765	31	1:18.899	32	1:19.063
33	1:19.229	34	1:19.251	35	1:19.660	36	1:19.211	37	1:19.344	38	1:19.783	39	1:19.473	40	1:19.775
41	1:19.583	42	1:19.634												

21 Pietro Fittipaldi , WRT Audi RS 5 DTM / BRA															
1	1:30.451	2	1:20.776	3	1:20.520	4	1:20.051	5	1:20.013	6	1:19.915	7	1:20.194	8	1:20.357
9	1:20.357	10	1:20.706	11	1:20.920	pit	1:49.519	13	1:30.650	14	1:19.509	15	1:19.131	16	1:19.297
17	1:19.505	18	1:20.972	19	1:21.084	20	1:21.034	21	1:20.615	pit	1:39.299	23	1:27.216	pit	2:14.614
25	1:30.434	26	1:18.601	27	1:18.169	28	1:18.638	29	1:19.522	30	1:19.979	31	1:19.397	32	1:21.256
33	1:19.902	34	1:19.956	35	1:19.948	36	1:20.392	37	1:19.838	38	1:20.192	39	1:19.763	40	1:20.210
41	1:20.463	42	1:20.264												

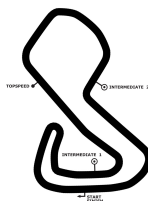
23 Daniel Juncadella , Aston Martin Vantage DTM / ESP															
1	1:29.940	2	1:20.713	3	1:20.274	4	1:20.123	5	1:19.762	6	1:19.943	7	1:20.170	8	1:20.267
9	1:20.155	10	1:20.632	11	1:20.156	12	1:20.296	pit	1:46.146	14	1:30.070	15	1:19.551	16	1:19.955
17	1:19.891	18	1:20.049	19	1:19.998	20	1:20.144	21	1:20.229	22	1:20.054	23	1:20.264	24	1:43.206
25	1:38.476	26	1:19.940	27	1:21.168	28	1:20.317	29	1:19.865	30	1:20.127	31	1:20.077	32	1:20.040

DTM Brands Hatch

Brands Hatch GP Circuit, length 3916 m

10. & 11.08.2019

DTM



DTM

Lap by Lap race 2, 11.08.2019

-Reg.No.: 111506

33	1:20.332	34	1:20.283	35	1:20.485	36	1:20.030	37	1:20.418	38	1:20.074	39	1:20.247	40	1:19.861
41	1:20.139	42	1:19.926												

25 Philipp Eng , ZF BMW M4 DTM / AUT

1	1:29.152	2	1:20.527	3	1:20.077	4	1:19.933	5	1:19.472	6	1:19.948	7	1:19.824	8	1:19.791
9	1:20.074	10	1:20.356	11	1:19.968	12	1:20.373	13	1:20.174	14	1:20.090	15	1:20.404	16	1:20.207
17	1:20.150	18	1:20.160	19	1:20.122	20	1:20.197	21	1:20.291	pit	1:46.648	23	1:29.418	24	1:42.589
25	1:34.712	26	1:19.351	27	1:20.015	28	1:19.523	29	1:20.780	30	1:20.508	31	1:20.598	32	1:21.462
33	1:20.625	34	1:20.529	35	1:20.359	36	1:20.263	37	1:20.586	38	1:20.562	39	1:20.525	40	1:20.347
41	1:20.424	42	1:20.339												

27 Jonathan Aberdein , WRT Audi RS 5 DTM / RSA

1	1:29.342	2	1:20.974	3	1:20.210	4	1:20.000	5	1:19.782	6	1:19.668	7	1:20.334	8	1:20.341
9	1:20.106	10	1:21.745	pit	1:48.349	12	1:31.405	13	1:20.828	14	1:19.600	15	1:19.158	16	1:19.106
17	1:20.074	18	1:20.240	19	1:19.741	20	1:19.430	21	1:19.383	22	1:20.162	23	1:20.230	24	1:43.342
25	1:35.893	26	1:19.677	27	1:19.418	28	1:19.946	29	1:19.278	30	1:19.713	31	1:19.763	32	1:20.745
33	1:20.995	34	1:20.867	35	1:20.280	36	1:20.711	37	1:20.431	38	1:40.994	39	1:20.536	40	1:20.964
41	1:21.116	42	1:21.569												

28 Loic Duval , MASCOT WORKWEAR Audi RS 5 DTM / FRA

1	1:27.303	2	1:20.909	3	1:19.494	4	1:19.573	5	1:19.418	6	1:19.308	7	1:19.642	8	1:19.722
9	1:19.808	10	1:19.914	11	1:19.811	12	1:19.917	13	1:19.889	pit	1:45.979	15	1:31.256	16	1:19.605
17	1:19.489	18	1:19.506	19	1:19.879	20	1:20.230	21	1:20.304	22	1:20.397	23	1:20.797	24	1:44.333
25	1:36.184	26	1:20.327	27	1:20.275	28	1:19.932	29	1:20.791	30	1:20.456	31	1:20.676	32	1:21.491
33	1:20.550	34	1:20.559	35	1:20.280	36	1:20.294	37	1:20.595	38	1:20.611	39	1:20.371	40	1:20.349
41	1:20.448	42	1:20.254												

31 Sheldon Van der Linde , Shell BMW M4 DTM / RSA

1	1:30.308	2	1:20.715	3	1:20.315	4	1:20.160	5	1:20.051	6	1:19.862	7	1:20.216	8	1:20.215
9	1:20.412	10	1:20.719	11	1:20.957	12	1:20.924	13	1:20.521	14	1:20.404	15	1:20.139	16	1:20.263
17	1:20.210	18	1:20.279	19	1:20.283	20	1:20.329	21	1:20.491	pit	1:46.352	23	1:29.559	24	1:42.797
25	1:34.956	26	1:19.244	27	1:19.959	28	1:19.139	29	1:19.225	30	1:19.671	31	1:19.832	32	1:20.174
33	1:20.599	34	1:21.266	35	1:20.265	36	1:20.736	37	1:20.438	38	1:20.393	39	1:19.901	40	1:20.270
41	1:20.416	42	1:20.388												

33 René Rast , Audi Sport RS 5 DTM / DEU

1	1:26.100	2	1:19.347	3	1:19.376	4	1:19.524	5	1:19.506	6	1:19.475	7	1:19.582	8	1:19.733
9	1:19.743	10	1:19.984	pit	1:45.304	12	1:29.704	13	1:19.709	14	1:19.454	15	1:19.381	16	1:19.855
17	1:19.982	18	1:20.280	19	1:20.542	20	1:20.470	21	1:20.703	22	1:20.531	23	1:20.940	24	1:43.906
25	1:35.646	26	1:20.351	27	1:20.375	28	1:20.309	29	1:20.542	30	1:20.423	31	1:20.809	32	1:20.633
33	1:20.945	34	1:20.860	35	1:20.911	36	1:20.529	37	1:20.394	38	1:20.442	39	1:20.452	40	1:20.617
41	1:20.446	42	1:20.749												

47 Joel Eriksson , CATL BMW M4 DTM / SWE

1	1:33.198	pit	2:08.907	3	1:30.510	4	1:18.569	5	1:18.507	6	1:18.966	7	1:18.968	8	1:19.227
9	1:19.625	10	1:20.160	11	1:19.716	12	1:19.774	13	1:20.105	14	1:20.185	15	1:20.325	16	1:20.292
17	1:20.310	18	1:20.261	19	1:20.463	20	1:29.988								

51 Nico Müller , Castrol EDGE Audi RS 5 DTM / CHE

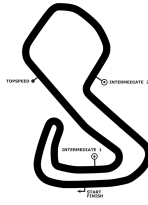
1	1:27.627	2	1:19.480	3	1:19.251	4	1:19.470	5	1:19.291	6	1:19.260	7	1:19.594	8	1:19.795
---	----------	---	----------	---	----------	---	----------	---	----------	---	----------	---	----------	---	----------

DTM Brands Hatch

Brands Hatch GP Circuit, length 3916 m

10. & 11.08.2019

DTM



Lap by Lap race 2, 11.08.2019

-Reg.No.: 111506

9	1:19.812	10	1:19.700	pit	1:50.291	12	1:28.226	13	1:18.991	14	1:18.977	15	1:19.528	16	1:19.269
17	1:19.635	18	1:20.011	19	1:20.135	20	1:20.358	21	1:20.406	22	1:20.366	23	1:20.950	24	1:44.208
25	1:35.414	26	1:20.151	27	1:20.396	28	1:20.147	29	1:20.477	30	1:20.598	31	1:20.841	32	1:20.542
33	1:20.662	34	1:20.696	35	1:20.777	36	1:21.103	37	1:20.660	38	1:20.427	39	1:20.401	40	1:20.102
41	1:20.325	42	1:20.454												

53 Jamie Green , Hoffmann Group Audi RS 5 DTM / GBR

1	1:28.276	2	1:20.831	3	1:19.835	4	1:19.531	5	1:19.463	6	1:19.433	pit	1:53.814	8	1:30.605
9	1:18.953	10	1:19.685	11	1:19.513	12	1:19.683	13	1:19.675	14	1:19.901	15	1:20.652	16	1:20.365
17	1:20.555	18	1:21.434	19	1:21.225	20	1:20.834	21	1:20.717	22	1:21.617	23	1:20.858	24	1:44.486
25	1:36.778	26	1:20.864	27	1:20.581	28	1:20.746	29	1:21.091	30	1:20.838	pit	1:48.691	32	1:30.565
33	1:19.386	34	1:19.345	35	1:19.406	36	1:19.403	37	1:19.164	38	1:20.141	39	1:20.581	40	1:19.976
41	1:20.357	42	1:20.561												

62 Ferdinand von Habsburg , Aston Martin Vantage DTM / AUT

1	1:33.298	2	1:21.005	3	1:20.056	4	1:20.335	5	1:20.475	6	1:20.090	7	1:20.285	8	1:20.503
9	1:20.342	10	1:20.425	11	1:20.622	12	1:20.647	13	1:20.725	14	1:20.768	15	1:20.562	16	1:20.489
17	1:20.620	18	1:21.048	19	1:20.509	20	1:20.751	21	1:20.481	22	1:21.449	pit	1:48.873	24	1:55.300
25	1:36.376	26	1:19.173	27	1:18.969	28	1:19.086	29	1:19.245	30	1:20.637	31	1:19.671	32	1:19.609
33	1:19.453	34	1:19.586	35	1:19.741	36	1:19.927	37	1:19.679	38	1:19.758	39	1:19.711	40	1:20.184
41	1:19.855	42	1:20.337												

76 Jake Dennis , Aston Martin Vantage DTM / GBR

1	1:32.155	2	1:20.585	3	1:20.504	4	1:20.429	5	1:20.168	6	1:20.284	7	1:20.585	8	1:20.482
9	1:20.337	10	1:20.562	11	1:20.460	12	1:20.760	13	1:20.690	14	1:20.563	15	1:20.467	16	1:20.511
17	1:20.668	18	1:20.670	19	1:20.875	pit	1:50.136	21	1:28.517	22	1:18.827	23	1:19.247	24	1:43.864
25	1:35.185	26	1:19.857	27	1:20.013	28	1:19.714	29	1:19.979	30	1:19.917	31	1:19.746	32	1:19.799
33	1:19.890	34	1:19.628	35	1:20.044	36	1:20.014	37	1:19.673	38	1:19.806	39	1:19.801	40	1:19.759
41	1:19.867	42	1:19.719												

99 Mike Rockenfeller , Akrapovic Audi RS 5 DTM / DEU

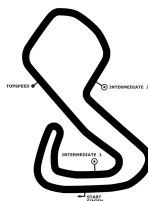
1	1:28.998	2	1:20.457	3	1:20.103	4	1:19.679	5	1:19.405	6	1:19.570	7	1:19.611	8	1:19.459
9	1:19.478	10	1:20.151	11	1:19.983	pit	1:45.074	13	1:30.272	14	1:19.932	15	1:20.293	16	1:20.060
17	1:19.706	18	1:19.543	19	1:19.838	20	1:20.155	21	1:20.154	22	1:20.335	23	1:20.696	24	1:44.125
25	1:36.174	26	1:20.630	27	1:21.371	28	1:19.727	29	1:20.272	30	1:20.442	31	1:20.510	32	1:21.424
33	1:20.948	34	1:20.456	35	1:20.547	36	1:20.316	37	1:20.370	38	1:20.165	39	1:20.472	40	1:20.371
41	1:20.363	42	1:20.452												

DTM Brands Hatch

Brands Hatch GP Circuit, length 3916 m

10. & 11.08.2019

DTM



-Reg.No.: 111506

Lap Analysis race 2, 11.08.2019

3 Paul Di Resta , Aston Martin Vantage DTM / GBR

theoretical besttime: 1:18.993

Lap	Time	S1	V1	S2	V2	S3	V3	Vmax	Lap	Time	S1	V1	S2	V2	S3	V3	Vmax
1	1:31.328	34.638	192	37.221	175	19.469	243	258	22	1:20.766	26.444	200	35.060	185	19.262	242	251
2	1:20.923	26.223	201	35.474	173	19.226	244	255	23	2:13.568	26.338	199	34.838	184			252
3	1:20.525	25.931	201	35.385	177	19.209	246	254	24	1:55.490	36.542	194	36.142	165	42.806	79	251
4	1:20.271	25.918	201	34.997	178	19.356	242	252	25	1:35.100	40.590	198	35.196	181	19.314	242	250
5	1:20.145	25.935	201	35.032	179	19.178	243	253	26	1:19.279	25.893	200	34.536	185	18.850	243	251
6	1:20.127	26.038	201	34.958	180	19.131	243	252	27	1:19.136	25.721	200	34.461	182	18.954	244	251
7	1:20.256	25.929	201	35.170	182	19.157	242	252	28	1:19.412	25.728	201	34.658	187	19.026	243	252
8	1:20.456	26.113	200	35.133	180	19.210	242	251	29	1:19.799	25.932	201	34.805	182	19.062	243	252
9	1:20.435	26.062	201	35.130	179	19.243	242	252	30	1:19.390	25.682	201	34.605	186	19.103	242	251
10	1:20.403	26.166	201	34.969	178	19.268	241	253	31	1:19.504	25.740	201	34.575	180	19.189	241	252
11	1:20.832	26.228	199	35.215	178	19.389	242	252	32	1:19.484	25.934	201	34.486	182	19.064	243	253
12	1:21.113	26.343	201	35.344	175	19.426	241	252	33	1:19.758	26.061	201	34.631	181	19.066	242	251
13	1:20.482	26.324	202	34.808	182	19.350	241	262	34	1:19.849	25.915	202	34.813	183	19.121	242	252
14	1:20.604	26.359	203	34.996	175	19.249	242	262	35	1:19.993	25.996	201	34.851	185	19.146	242	250
15	1:20.392	26.266	202	34.921	175	19.205	242	258	36	1:20.027	26.103	201	34.844	183	19.080	242	251
16	1:20.426	26.147	200	35.048	181	19.231	242	252	37	1:20.115	26.039	203	34.826	180	19.250	241	261
17	1:20.571	26.290	201	35.095	182	19.186	242	251	38	1:20.316	26.233	203	34.885	183	19.198	241	262
18	1:20.785	26.395	200	35.161	180	19.229	241	251	39	1:20.195	26.134	204	34.802	173	19.259	241	261
19	1:20.770	26.472	199	35.058	181	19.240	242	251	40	1:20.203	26.001	203	34.975	172	19.227	242	262
20	1:20.634	26.371	199	35.022	179	19.241	243	252	41	1:20.254	26.101	203	34.935	179	19.218	241	260
21	1:20.668	26.355	200	35.037	181	19.276	242	252	42	1:20.172	26.082	203	34.865	181	19.225	212	262

4 Robin Frijns , Aral Ultimate Audi RS 5 DTM / NLD

theoretical besttime: 1:18.890

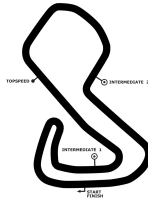
Lap	Time	S1	V1	S2	V2	S3	V3	Vmax	Lap	Time	S1	V1	S2	V2	S3	V3	Vmax
1	1:28.034	32.298	198	36.018	173	19.718	246	254	22	1:20.418	26.155	203	35.169	180	19.094	245	259
2	1:20.542	25.854	201	35.629	179	19.059	249	257	23	1:20.842	26.297	203	35.324	173	19.221	247	257
3	1:19.662	25.818	203	34.929	178	18.915	246	260	24	1:44.181	26.307	203	35.563	168	42.311	79	257
4	1:19.512	25.718	204	34.912	180	18.882	247	255	25	1:36.229	41.562	201	35.594	184	19.073	245	255
5	1:19.382	25.663	203	34.860	180	18.859	249	257	26	1:20.381	26.109	202	35.207	182	19.065	245	255
6	1:19.386	25.778	204	34.758	180	18.850	247	258	27	1:20.142	26.088	204	35.132	179	18.922	249	264
7	1:19.529	25.741	205	34.823	181	18.965	247	257	28	1:20.111	25.964	203	35.146	183	19.001	246	257
8	1:19.745	25.912	204	34.988	182	18.845	251	265	29	1:20.517	26.059	204	35.224	182	19.234	246	265
9	1:19.971	26.045	202	34.926	182	19.000	247	256	30	1:20.792	26.261	204	35.400	179	19.131	244	256
10	1:20.009	26.006	204	35.000	184	19.003	246	258	31	1:20.435	26.143	204	35.168	180	19.124	244	263
11	1:20.175	26.035	203	34.952	183	19.188	243	257	32	1:21.260	26.270	204	35.631	184	19.359	244	257
12	1:19.999	26.171	203	34.848	183	18.980	246	255	33	1:20.822	26.360	204	35.336	182	19.126	245	256
13	1:45.499	25.873	203	34.620	182			255	34	1:20.396	26.181	203	35.170	180	19.045	247	256
14	1:30.061	35.775	198	35.321	189	18.965	246	256	35	1:20.539	26.229	204	35.192	181	19.118	243	255
15	1:19.210	25.578	202	34.860	186	18.772	247	262	36	1:20.556	26.125	204	35.311	178	19.120	247	255
16	1:18.979	25.513	203	34.605	186	18.861	247	255	37	1:20.423	26.138	204	35.243	182	19.042	248	257
17	1:19.599	25.769	204	34.920	184	18.910	246	256	38	1:20.508	26.217	204	35.216	180	19.075	249	264
18	1:19.867	25.923	203	34.974	180	18.970	247	257	39	1:20.458	26.208	203	35.120	182	19.130	249	263
19	1:20.225	26.116	202	35.046	181	19.063	246	257	40	1:20.327	26.239	203	35.087	181	19.001	248	265
20	1:20.341	25.970	204	35.290	176	19.081	246	257	41	1:20.077	26.180	203	34.894	186	19.003	249	263
21	1:20.307	26.036	202	35.180	177	19.091	248	258	42	1:19.714	25.965	205	34.717	180	19.032	247	265

DTM Brands Hatch

Brands Hatch GP Circuit, length 3916 m

10. & 11.08.2019

DTM



DTM

Lap Analysis race 2, 11.08.2019

-Reg.No.: 111506

7 Bruno Spengler , BMW Bank M4 DTM / CAN

theoretical besttime: 1:19.022

Lap	Time	S1	V1	S2	V2	S3	V3	Vmax	Lap	Time	S1	V1	S2	V2	S3	V3	Vmax
1	1:32.576	34.943	195	37.612	150	20.021	245	247	12	1:19.820	26.017	202	34.855	183	18.948	244	253
2	1:20.565	26.089	200	35.282	167	19.194	246	255	13	1:19.892	25.999	201	34.821	182	19.072	242	253
3	1:20.463	25.938	202	35.344	168	19.181	244	256	14	1:20.858	26.379	201	35.410	184	19.069	243	253
4	1:20.414	26.040	203	35.300	175	19.074	244	255	15	1:21.112	26.771	201	35.281	177	19.060	243	254
5	1:46.593	25.921	203	35.218	175			255	16	1:20.240	26.259	202	35.014	180	18.967	248	260
6	1:30.666	36.023	196	35.557	184	19.086	243	250	17	1:20.582	26.327	202	35.214	180	19.041	243	258
7	1:19.192	25.707	202	34.612	184	18.873	243	252	18	1:20.938	26.390	202	35.186	179	19.362	231	255
8	1:19.169	25.774	202	34.607	187	18.788	244	252	19	1:21.761	27.071	201	35.496	175	19.194	243	255
9	1:19.086	25.672	202	34.562	186	18.852	244	252	20	1:20.696	26.397	202	35.300	182	18.999	244	254
10	1:19.535	25.868	202	34.801	183	18.866	243	252	21	1:20.725	26.404	202	35.277	181	19.044	244	253
11	1:19.446	25.890	201	34.760	181	18.796	249	252									

11 Marco Wittmann , Schaeffler BMW M4 DTM / DEU

theoretical besttime: 1:18.275

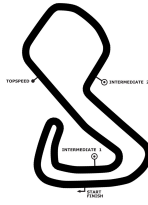
Lap	Time	S1	V1	S2	V2	S3	V3	Vmax	Lap	Time	S1	V1	S2	V2	S3	V3	Vmax
1	1:29.654	33.865	195	36.428	172	19.361	245	253	22	1:20.544	26.306	200	35.190	178	19.048	243	254
2	1:20.442	25.948	200	35.414	170	19.080	246	255	23	1:20.275	26.264	200	34.956	177	19.055	244	254
3	1:20.030	26.023	201	34.966	172	19.041	249	264	24	2:02.000	26.285	203	35.309	162			254
4	1:20.002	26.109	201	34.928	175	18.965	246	254	25	1:39.688	45.169	193	35.572	176	18.947	243	251
5	1:19.663	25.869	201	34.935	174	18.859	246	254	26	1:18.610	25.569	201	34.319	184	18.722	244	252
6	1:19.862	25.897	200	34.947	174	19.018	246	253	27	1:18.316	25.395	202	34.283	186	18.638	246	254
7	1:19.917	25.955	201	34.925	179	19.037	244	254	28	1:18.674	25.415	202	34.253	186	19.006	247	264
8	1:19.945	25.930	201	34.992	178	19.023	244	252	29	1:19.780	26.236	202	34.675	183	18.869	249	262
9	1:47.420	26.103	199	35.068	179			259	30	1:19.243	25.777	201	34.598	183	18.868	243	252
10	1:28.612	34.874	198	34.879	179	18.859	243	249	31	1:18.951	25.726	203	34.437	181	18.788	243	252
11	1:18.549	25.551	201	34.266	186	18.732	244	251	32	1:19.087	25.861	201	34.484	182	18.742	249	263
12	1:18.756	25.384	201	34.513	178	18.859	244	253	33	1:19.247	25.967	201	34.452	183	18.828	248	262
13	1:19.631	25.610	201	34.961	173	19.060	248	263	34	1:19.496	25.866	201	34.674	177	18.956	243	254
14	1:20.114	25.881	202	35.009	171	19.224	242	263	35	1:19.980	26.035	201	34.848	177	19.097	242	252
15	1:20.280	26.008	200	35.102	168	19.170	243	254	36	1:20.121	26.099	201	34.959	184	19.063	243	252
16	1:20.074	26.101	200	34.990	175	18.983	245	254	37	1:19.608	25.979	199	34.705	182	18.924	249	263
17	1:19.848	25.945	200	34.920	181	18.983	244	253	38	1:19.828	26.030	201	34.788	181	19.010	248	263
18	1:19.980	25.995	200	35.020	177	18.965	244	254	39	1:19.659	26.113	200	34.569	181	18.977	248	262
19	1:20.199	26.121	199	35.057	180	19.021	244	253	40	1:19.985	26.108	200	34.850	185	19.027	243	256
20	1:20.099	26.231	199	34.960	177	18.908	244	254	41	1:20.232	26.115	200	35.056	180	19.061	242	252
21	1:20.012	26.112	201	34.890	177	19.010	244	254	42	1:19.988	26.161	200	34.666	180	19.161	241	262

DTM Brands Hatch

Brands Hatch GP Circuit, length 3916 m

10. & 11.08.2019

DTM



-Reg.No.: 111506

Lap Analysis race 2, 11.08.2019

16 Timo Glock , JIVS BMW M4 DTM / DEU

theoretical besttime: 1:18.186

Lap	Time	S1	V1	S2	V2	S3	V3	Vmax	Lap	Time	S1	V1	S2	V2	S3	V3	Vmax
1	1:30.857	34.199	197	37.182	164	19.476	246	250	22	1:21.606	26.359	202	35.497	178	19.750	235	255
2	1:20.741	26.395	200	35.151	177	19.195	246	255	23	1:21.316	26.750	200	35.275	180	19.291	241	254
3	1:20.425	26.134	202	35.108	180	19.183	246	255	24	2:03.791	26.694	202	35.335	167			254
4	1:20.125	25.929	201	35.124	177	19.072	244	255	25	1:40.809	44.758	194	36.578	141	19.473	242	250
5	1:20.050	25.916	201	35.092	178	19.042	249	262	26	1:18.741	25.698	201	34.375	190	18.668	244	251
6	1:19.955	25.930	201	34.998	184	19.027	245	253	27	1:18.186	25.478	201	34.087	186	18.621	247	252
7	1:20.156	25.881	201	35.133	180	19.142	243	254	28	1:19.087	25.552	200	34.659	189	18.876	243	252
8	1:20.510	26.250	201	35.096	183	19.164	243	252	29	1:18.680	25.606	200	34.317	188	18.757	243	253
9	1:20.361	26.064	201	35.094	182	19.203	242	253	30	1:18.765	25.492	201	34.463	187	18.810	244	252
10	1:20.592	26.211	201	35.147	184	19.234	247	263	31	1:18.899	25.768	202	34.265	188	18.866	243	254
11	1:20.998	26.366	201	35.374	179	19.258	242	252	32	1:19.063	25.759	199	34.449	182	18.855	244	253
12	1:48.540	26.519	200	35.262	185			262	33	1:19.229	25.855	200	34.572	187	18.802	243	252
13	1:30.734	35.731	197	35.967	179	19.036	243	251	34	1:19.251	25.816	200	34.677	187	18.758	243	252
14	1:19.364	26.041	201	34.487	184	18.836	248	263	35	1:19.660	25.973	199	34.762	182	18.925	243	251
15	1:19.019	25.537	201	34.647	184	18.835	244	253	36	1:19.211	25.914	201	34.470	186	18.827	244	253
16	1:19.042	25.595	202	34.619	181	18.828	245	254	37	1:19.344	26.056	201	34.467	183	18.821	249	263
17	1:19.942	25.647	202	35.074	175	19.221	244	254	38	1:19.783	25.868	201	35.067	184	18.848	248	261
18	1:21.067	26.289	201	35.666	178	19.112	249	263	39	1:19.473	26.090	201	34.521	187	18.862	248	262
19	1:21.166	26.316	202	35.652	174	19.198	246	257	40	1:19.775	26.258	201	34.601	188	18.916	247	262
20	1:20.958	26.358	203	35.401	174	19.199	244	256	41	1:19.583	26.009	202	34.674	180	18.900	247	263
21	1:20.670	26.406	201	35.218	177	19.046	244	263	42	1:19.634	26.138	199	34.574	185	18.922	247	261

21 Pietro Fittipaldi , WRT Audi RS 5 DTM / BRA

theoretical besttime: 1:18.169

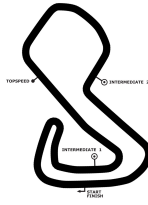
Lap	Time	S1	V1	S2	V2	S3	V3	Vmax	Lap	Time	S1	V1	S2	V2	S3	V3	Vmax
1	1:30.451	34.484	200	36.608	174	19.359	248	253	22	1:39.299	26.427	201	35.346	179			258
2	1:20.776	26.453	202	35.160	175	19.163	254	257	23	1:27.216	33.447	202	34.749	186	19.020	244	256
3	1:20.520	26.102	201	35.156	178	19.262	251	263	24	2:14.614	31.145	197	36.416	162			256
4	1:20.051	25.849	202	35.194	180	19.008	251	267	25	1:30.434	35.645	196	35.792	186	18.997	246	250
5	1:20.013	25.927	202	35.110	183	18.976	248	257	26	1:18.601	25.521	203	34.294	188	18.786	244	254
6	1:19.915	25.902	203	35.016	187	18.997	246	257	27	1:18.169	25.324	200	34.224	192	18.621	247	256
7	1:20.194	25.883	203	35.223	182	19.088	243	256	28	1:18.638	25.440	201	34.485	192	18.713	246	254
8	1:20.357	26.074	201	35.167	186	19.116	244	257	29	1:19.522	25.733	201	34.820	186	18.969	244	255
9	1:20.357	26.169	202	35.080	179	19.108	247	256	30	1:19.979	25.949	203	34.796	187	19.234	243	254
10	1:20.706	26.149	202	35.271	183	19.286	243	257	31	1:19.397	25.890	203	34.582	189	18.925	242	255
11	1:20.920	26.387	200	35.300	181	19.233	249	263	32	1:21.256	26.075	199	35.997	183	19.184	244	252
12	1:49.519	26.516	203	35.165	180			261	33	1:19.902	26.081	202	34.825	190	18.996	246	254
13	1:30.650	36.008	197	35.662	189	18.980	245	254	34	1:19.956	25.962	201	35.020	189	18.974	244	256
14	1:19.509	26.025	203	34.597	186	18.887	249	262	35	1:19.948	25.973	201	35.030	188	18.945	245	255
15	1:19.131	25.645	200	34.621	189	18.865	246	254	36	1:20.392	26.127	202	35.080	186	19.185	242	255
16	1:19.297	25.589	204	34.800	187	18.908	247	254	37	1:19.838	26.118	203	34.747	189	18.973	243	255
17	1:19.505	25.629	200	34.744	184	19.132	245	255	38	1:20.192	26.088	201	35.049	189	19.055	244	254
18	1:20.972	26.124	203	35.634	185	19.214	246	257	39	1:19.763	26.109	201	34.675	187	18.979	244	255
19	1:21.084	26.330	201	35.487	174	19.267	245	257	40	1:20.210	26.049	203	34.977	186	19.184	242	252
20	1:21.034	26.428	201	35.364	180	19.242	245	257	41	1:20.463	26.245	202	35.170	187	19.048	243	254
21	1:20.615	26.316	203	35.243	181	19.056	250	257	42	1:20.264	26.111	202	35.060	186	19.093	243	254

DTM Brands Hatch

Brands Hatch GP Circuit, length 3916 m

10. & 11.08.2019

DTM



-Reg.No.: 111506

Lap Analysis race 2, 11.08.2019

23 Daniel Juncadella , Aston Martin Vantage DTM / ESP

theoretical besttime: 1:19.260

Lap	Time	S1	V1	S2	V2	S3	V3	Vmax	Lap	Time	S1	V1	S2	V2	S3	V3	Vmax
1	1:29.940	33.778	196	36.725	163	19.437	246	251	22	1:20.054	25.903	201	34.963	178	19.188	243	254
2	1:20.713	26.242	199	35.371	170	19.100	249	257	23	1:20.264	26.104	201	34.998	174	19.162	244	254
3	1:20.274	26.122	201	35.156	170	18.996	248	255	24	1:43.206	26.050	202	34.916	175	42.240	79	261
4	1:20.123	25.883	201	35.238	180	19.002	246	255	25	1:38.476	43.726	199	35.637	172	19.113	243	252
5	1:19.762	25.897	202	34.947	176	18.918	247	254	26	1:19.940	26.088	201	34.879	176	18.973	249	259
6	1:19.943	25.926	202	34.948	177	19.069	245	254	27	1:21.168	26.486	196	35.642	177	19.040	251	258
7	1:20.170	25.943	203	35.156	173	19.071	244	253	28	1:20.317	26.201	201	34.963	187	19.153	244	255
8	1:20.267	25.969	201	35.257	172	19.041	244	253	29	1:19.865	26.010	202	34.719	172	19.136	243	257
9	1:20.155	26.098	201	35.059	175	18.998	246	254	30	1:20.127	26.071	200	35.041	174	19.015	244	254
10	1:20.632	26.083	202	35.459	175	19.090	247	260	31	1:20.077	26.117	201	34.935	173	19.025	245	252
11	1:20.156	26.080	201	34.984	180	19.092	248	260	32	1:20.040	25.987	201	34.937	173	19.116	244	253
12	1:20.296	26.233	201	34.906	176	19.157	243	252	33	1:20.332	26.265	201	34.973	170	19.094	244	253
13	1:46.146	26.128	201	34.751	173			260	34	1:20.283	26.188	201	35.055	174	19.040	244	252
14	1:30.070	35.199	196	35.841	171	19.030	243	251	35	1:20.485	26.177	201	34.887	177	19.421	244	252
15	1:19.551	26.089	200	34.571	175	18.891	249	259	36	1:20.030	26.124	202	34.859	182	19.047	245	252
16	1:19.955	25.994	201	35.010	177	18.951	246	252	37	1:20.418	26.057	202	35.078	163	19.283	247	255
17	1:19.891	25.798	202	35.069	177	19.024	243	252	38	1:20.074	26.121	203	34.979	175	18.974	244	257
18	1:20.049	25.882	201	35.081	174	19.086	244	252	39	1:20.247	26.165	202	34.942	172	19.140	243	256
19	1:19.998	25.994	201	34.889	173	19.115	244	252	40	1:19.861	26.124	202	34.745	177	18.992	249	262
20	1:20.144	26.050	201	35.100	176	18.994	244	252	41	1:20.139	26.122	202	34.917	174	19.100	248	262
21	1:20.229	26.243	200	34.910	176	19.076	244	252	42	1:19.926	26.115	202	34.785	172	19.026	249	260

25 Philipp Eng , ZF BMW M4 DTM / AUT

theoretical besttime: 1:18.515

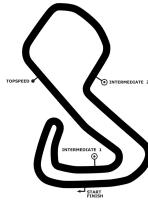
Lap	Time	S1	V1	S2	V2	S3	V3	Vmax	Lap	Time	S1	V1	S2	V2	S3	V3	Vmax
1	1:29.152	33.130	200	36.308	166	19.714	246	254	22	1:46.648	26.326	203	35.147	184			254
2	1:20.527	26.065	202	35.467	172	18.995	252	263	23	1:29.418	35.372	199	35.160	172	18.886	244	252
3	1:20.077	26.049	202	34.995	168	19.033	247	257	24	1:42.589	25.256	205	34.652	170	42.681	79	255
4	1:19.933	26.056	202	34.964	175	18.913	244	256	25	1:34.712	41.348	203	34.757	183	18.607	247	253
5	1:19.472	25.860	204	34.804	177	18.808	251	262	26	1:19.351	25.370	203	34.824	177	19.157	251	264
6	1:19.948	25.921	202	35.131	175	18.896	246	255	27	1:20.015	26.592	204	34.732	184	18.691	251	265
7	1:19.824	25.878	203	34.951	175	18.995	244	254	28	1:19.523	25.704	203	35.025	184	18.794	247	256
8	1:19.791	25.833	202	34.954	178	19.004	244	253	29	1:20.780	26.139	204	35.629	176	19.012	244	255
9	1:20.074	26.043	203	35.035	177	18.996	244	254	30	1:20.508	26.151	203	35.257	174	19.100	249	263
10	1:20.356	26.266	201	35.068	178	19.022	243	254	31	1:20.598	26.151	204	35.332	175	19.115	246	255
11	1:19.968	26.065	201	34.863	178	19.040	249	263	32	1:21.462	26.590	202	35.706	173	19.166	250	262
12	1:20.373	26.322	202	34.978	177	19.073	243	254	33	1:20.625	26.293	203	35.314	178	19.018	246	255
13	1:20.174	26.193	201	34.973	179	19.008	244	253	34	1:20.529	26.167	203	35.297	175	19.065	250	264
14	1:20.090	26.230	201	34.939	181	18.921	244	254	35	1:20.359	26.291	203	35.076	176	18.992	246	266
15	1:20.404	26.250	201	35.122	180	19.032	244	253	36	1:20.263	26.037	204	35.100	177	19.126	247	255
16	1:20.207	26.182	201	34.957	183	19.068	244	254	37	1:20.586	26.315	202	35.190	176	19.081	245	255
17	1:20.150	26.152	201	34.973	184	19.025	245	254	38	1:20.562	26.294	203	35.082	176	19.186	250	265
18	1:20.160	26.172	202	35.037	179	18.951	243	254	39	1:20.525	26.494	203	34.993	178	19.038	246	255
19	1:20.122	26.265	201	34.903	180	18.954	244	254	40	1:20.347	26.315	203	34.972	180	19.060	244	255
20	1:20.197	26.306	201	34.850	184	19.041	246	255	41	1:20.424	26.324	203	35.054	183	19.046	244	263
21	1:20.291	26.280	201	34.924	178	19.087	246	254	42	1:20.339	26.326	203	34.967	178	19.046	248	265

DTM Brands Hatch

Brands Hatch GP Circuit, length 3916 m

10. & 11.08.2019

DTM



Lap Analysis race 2, 11.08.2019

-Reg.No.: 111506

27 Jonathan Aberdein , WRT Audi RS 5 DTM / RSA

theoretical besttime: 1:18.864

Lap	Time	S1	V1	S2	V2	S3	V3	Vmax	Lap	Time	S1	V1	S2	V2	S3	V3	Vmax
1	1:29.342	33.568	195	36.210	168	19.564	247	257	22	1:20.162	26.035	202	34.978	185	19.149	243	261
2	1:20.974	26.509	201	35.385	170	19.080	251	250	23	1:20.230	26.155	202	34.909	181	19.166	244	257
3	1:20.210	26.128	202	35.120	176	18.962	250	257	24	1:43.342	25.995	202	34.917	168	42.430	79	257
4	1:20.000	26.019	203	35.002	182	18.979	247	257	25	1:35.893	41.656	201	35.280	181	18.957	244	253
5	1:19.782	25.926	203	34.953	186	18.903	246	257	26	1:19.677	26.102	202	34.599	182	18.976	247	255
6	1:19.668	25.860	204	34.753	182	19.055	244	257	27	1:19.418	26.005	203	34.620	186	18.793	247	255
7	1:20.334	26.163	202	35.128	181	19.043	241	254	28	1:19.946	26.113	198	34.896	190	18.937	246	257
8	1:20.341	26.189	199	35.195	187	18.957	246	260	29	1:19.278	25.957	203	34.491	186	18.830	244	256
9	1:20.106	26.052	201	35.100	183	18.954	247	254	30	1:19.713	26.013	201	34.687	182	19.013	247	255
10	1:21.745	26.202	201	36.306	181	19.237	241	262	31	1:19.763	26.088	202	34.723	183	18.952	247	257
11	1:48.349	26.426	201	35.239	183			261	32	1:20.745	26.256	203	35.156	177	19.333	244	257
12	1:31.405	36.344	193	35.766	174	19.295	243	252	33	1:20.995	26.431	203	35.396	176	19.168	246	258
13	1:20.828	26.902	187	34.977	182	18.949	242	263	34	1:20.867	26.672	200	35.180	189	19.015	249	264
14	1:19.600	25.856	202	34.751	182	18.993	245	254	35	1:20.280	26.329	202	34.946	179	19.005	247	255
15	1:19.158	25.615	201	34.584	185	18.959	243	254	36	1:20.711	26.335	203	35.282	184	19.094	243	255
16	1:19.106	25.580	201	34.636	184	18.890	247	255	37	1:20.431	26.349	200	35.019	181	19.063	246	256
17	1:20.074	25.705	203	35.278	175	19.091	252	260	38	1:40.994	26.667	199	55.205	182	19.122	244	238
18	1:20.240	25.966	203	35.119	184	19.155	249	263	39	1:20.536	26.501	201	35.002	184	19.033	243	254
19	1:19.741	26.012	201	34.675	186	19.054	245	255	40	1:20.964	26.631	199	35.173	180	19.160	243	254
20	1:19.430	25.780	201	34.757	179	18.893	243	255	41	1:21.116	26.466	202	35.397	173	19.253	244	254
21	1:19.383	25.817	201	34.664	180	18.902	246	255	42	1:21.569	26.520	201	35.575	181	19.474	225	254

28 Loic Duval , MASCOT WORKWEAR Audi RS 5 DTM / FRA

theoretical besttime: 1:19.167

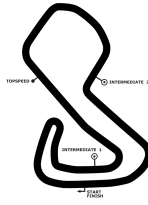
Lap	Time	S1	V1	S2	V2	S3	V3	Vmax	Lap	Time	S1	V1	S2	V2	S3	V3	Vmax
1	1:27.303	31.560	196	36.471	169	19.272	244	234	22	1:20.397	26.103	203	35.142	173	19.152	245	258
2	1:20.909	25.900	199	35.940	175	19.069	246	246	23	1:20.797	26.428	202	35.278	170	19.091	248	258
3	1:19.494	25.689	203	34.942	175	18.863	247	256	24	1:44.333	26.189	202	35.587	155	42.557	79	258
4	1:19.573	25.752	202	34.940	180	18.881	246	254	25	1:36.184	41.556	202	35.463	175	19.165	244	254
5	1:19.418	25.637	203	35.000	182	18.781	247	255	26	1:20.327	26.099	202	35.212	170	19.016	246	255
6	1:19.308	25.754	203	34.820	181	18.734	247	255	27	1:20.275	26.233	204	35.079	178	18.963	246	257
7	1:19.642	25.626	204	35.110	179	18.906	245	254	28	1:19.932	25.966	202	35.115	180	18.851	249	264
8	1:19.722	25.783	203	35.043	180	18.896	250	255	29	1:20.791	26.229	202	35.636	175	18.926	251	262
9	1:19.808	25.880	203	35.038	180	18.890	246	254	30	1:20.456	26.159	202	35.359	173	18.938	251	264
10	1:19.914	25.946	203	35.065	181	18.903	245	258	31	1:20.676	26.259	203	35.327	171	19.090	246	262
11	1:19.811	25.906	203	34.942	181	18.963	246	256	32	1:21.491	26.794	199	35.592	173	19.105	250	265
12	1:19.917	26.068	203	34.903	186	18.946	245	254	33	1:20.550	26.248	203	35.266	175	19.036	244	256
13	1:19.889	26.046	202	34.816	186	19.027	243	256	34	1:20.559	26.219	203	35.308	171	19.032	244	264
14	1:45.979	26.119	202	34.809	186			254	35	1:20.280	26.241	204	35.123	172	18.916	249	264
15	1:31.256	36.070	194	36.176	180	19.010	245	251	36	1:20.294	26.082	203	35.156	176	19.056	250	263
16	1:19.605	25.947	203	34.807	175	18.851	246	254	37	1:20.595	26.304	204	35.306	175	18.985	246	258
17	1:19.489	25.718	203	34.844	179	18.927	245	255	38	1:20.611	26.239	202	35.248	173	19.124	244	258
18	1:19.506	25.764	203	34.929	175	18.813	244	256	39	1:20.371	26.247	203	35.177	178	18.947	251	262
19	1:19.879	26.002	202	34.924	177	18.953	244	255	40	1:20.349	26.195	203	35.256	177	18.898	249	263
20	1:20.230	26.095	203	35.148	178	18.987	244	257	41	1:20.448	26.178	203	35.211	185	19.059	243	256
21	1:20.304	26.163	201	35.113	174	19.028	244	255	42	1:20.254	26.236	203	35.012	180	19.006	245	262

DTM Brands Hatch

Brands Hatch GP Circuit, length 3916 m

10. & 11.08.2019

DTM



-Reg.No.: 111506

Lap Analysis race 2, 11.08.2019

31 Sheldon Van der Linde , Shell BMW M4 DTM / RSA

theoretical besttime: 1:18.936

Lap	Time	S1	V1	S2	V2	S3	V3	Vmax	Lap	Time	S1	V1	S2	V2	S3	V3	Vmax
1	1:30.308	34.183	197	36.461	162	19.664	245	254	22	1:46.352	26.293	201	35.209	184			252
2	1:20.715	26.239	202	35.273	165	19.203	246	255	23	1:29.559	35.317	197	35.196	183	19.046	242	252
3	1:20.315	26.112	202	35.064	172	19.139	245	264	24	1:42.797	25.515	201	34.568	171	42.714	79	252
4	1:20.160	25.943	201	35.162	178	19.055	249	262	25	1:34.956	41.392	201	34.679	175	18.885	244	252
5	1:20.051	25.888	202	35.054	177	19.109	246	254	26	1:19.244	25.620	202	34.771	176	18.853	249	263
6	1:19.862	25.843	202	34.918	179	19.101	246	253	27	1:19.959	26.229	198	34.854	181	18.876	249	262
7	1:20.216	25.930	202	35.196	175	19.090	243	253	28	1:19.139	25.544	202	34.654	180	18.941	244	255
8	1:20.215	25.959	201	35.163	173	19.093	245	253	29	1:19.225	25.563	202	34.685	184	18.977	243	253
9	1:20.412	26.054	202	35.166	171	19.192	244	252	30	1:19.671	25.709	201	34.925	182	19.037	243	252
10	1:20.719	26.136	201	35.280	170	19.303	243	263	31	1:19.832	25.816	200	34.962	184	19.054	243	252
11	1:20.957	26.395	201	35.278	174	19.284	247	262	32	1:20.174	25.965	201	35.113	179	19.096	244	253
12	1:20.924	26.524	200	35.125	177	19.275	246	262	33	1:20.599	26.072	202	35.308	176	19.219	248	263
13	1:20.521	26.308	201	35.038	180	19.175	242	252	34	1:21.266	26.549	200	35.634	179	19.083	247	263
14	1:20.404	26.196	201	35.028	181	19.180	243	252	35	1:20.265	26.074	202	35.085	175	19.106	244	252
15	1:20.139	26.132	200	34.993	181	19.014	243	252	36	1:20.736	26.068	201	35.439	177	19.229	244	252
16	1:20.263	26.064	201	35.078	179	19.121	243	252	37	1:20.438	26.149	201	35.157	179	19.132	244	252
17	1:20.210	26.153	201	34.945	183	19.112	243	252	38	1:20.393	26.076	200	35.420	182	18.897	247	260
18	1:20.279	26.194	201	34.990	180	19.095	243	252	39	1:19.901	25.958	201	34.851	183	19.092	247	260
19	1:20.283	26.194	200	34.948	181	19.141	244	252	40	1:20.270	26.063	200	35.142	177	19.065	247	261
20	1:20.329	26.274	199	34.972	181	19.083	244	253	41	1:20.416	26.090	201	35.168	181	19.158	242	252
21	1:20.491	26.295	199	34.977	181	19.219	243	253	42	1:20.388	26.079	201	35.078	183	19.231	243	251

33 René Rast , Audi Sport RS 5 DTM / DEU

theoretical besttime: 1:19.170

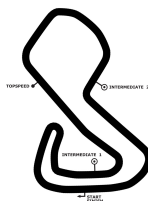
Lap	Time	S1	V1	S2	V2	S3	V3	Vmax	Lap	Time	S1	V1	S2	V2	S3	V3	Vmax
1	1:26.100	31.797	198	35.241	184	19.062	246	255	22	1:20.531	26.278	203	35.135	183	19.118	243	257
2	1:19.347	25.831	200	34.609	183	18.907	246	255	23	1:20.940	26.586	202	35.197	184	19.157	244	255
3	1:19.376	25.783	202	34.663	186	18.930	244	255	24	1:43.906	26.415	203	35.206	173	42.285	79	257
4	1:19.524	25.756	202	34.893	187	18.875	245	255	25	1:35.646	41.244	203	35.333	184	19.069	246	254
5	1:19.506	25.776	203	34.884	185	18.846	246	254	26	1:20.351	26.240	201	35.067	183	19.044	244	254
6	1:19.475	25.766	203	34.786	189	18.923	245	255	27	1:20.375	26.169	203	35.154	185	19.052	246	256
7	1:19.582	25.715	204	34.911	189	18.956	244	254	28	1:20.309	26.211	203	35.127	183	18.971	246	255
8	1:19.733	25.760	203	34.899	186	19.074	244	253	29	1:20.542	26.274	203	35.137	182	19.131	244	256
9	1:19.743	25.865	202	34.911	186	18.967	246	253	30	1:20.423	26.182	202	35.144	184	19.097	246	254
10	1:19.984	25.927	203	35.011	187	19.046	245	254	31	1:20.809	26.299	204	35.336	185	19.174	245	257
11	1:45.304	26.022	202	34.680	190			254	32	1:20.633	26.272	203	35.264	184	19.097	244	256
12	1:29.704	35.278	199	35.373	187	19.053	243	252	33	1:20.945	26.378	202	35.428	184	19.139	243	255
13	1:19.709	25.931	202	34.805	187	18.973	244	255	34	1:20.860	26.376	203	35.318	180	19.166	244	254
14	1:19.454	25.825	203	34.729	185	18.900	245	255	35	1:20.911	26.572	203	35.289	183	19.050	244	254
15	1:19.381	25.725	203	34.719	187	18.937	244	255	36	1:20.529	26.415	202	35.111	180	19.003	243	253
16	1:19.855	25.970	203	34.939	186	18.946	246	255	37	1:20.394	26.228	202	35.100	182	19.066	244	254
17	1:19.982	25.930	202	34.994	185	19.058	245	255	38	1:20.442	26.258	204	35.071	183	19.113	244	254
18	1:20.280	26.004	203	35.197	183	19.079	246	254	39	1:20.452	26.333	203	35.057	184	19.062	245	254
19	1:20.542	26.243	203	35.135	184	19.164	244	257	40	1:20.617	26.387	203	35.126	183	19.104	243	252
20	1:20.470	26.151	203	35.218	182	19.101	246	255	41	1:20.446	26.310	203	35.094	183	19.042	244	253
21	1:20.703	26.210	203	35.327	182	19.166	244	254	42	1:20.749	26.350	204	35.127	183	19.272	245	254

DTM Brands Hatch

Brands Hatch GP Circuit, length 3916 m

10. & 11.08.2019

DTM



DTM

Lap Analysis race 2, 11.08.2019

-Reg.No.: 111506

47 Joel Eriksson , CATL BMW M4 DTM / SWE

theoretical besttime: 1:18.461

Lap	Time	S1	V1	S2	V2	S3	V3	Vmax	Lap	Time	S1	V1	S2	V2	S3	V3	Vmax
1	1:33.198	34.485	196	37.633	150	21.080	240	256	11	1:19.716	25.962	201	34.784	181	18.970	243	253
2	2:08.907	28.975	178	45.545	109			191	12	1:19.774	25.970	201	34.805	181	18.999	244	252
3	1:30.510	35.646	194	35.970	172	18.894	245	251	13	1:20.105	25.940	201	35.028	175	19.137	243	253
4	1:18.569	25.369	201	34.538	182	18.662	245	254	14	1:20.185	25.987	202	35.004	177	19.194	243	252
5	1:18.507	25.332	201	34.584	185	18.591	246	253	15	1:20.325	26.094	201	35.103	179	19.128	243	252
6	1:18.966	25.427	202	34.722	183	18.817	244	254	16	1:20.292	26.096	201	35.174	179	19.022	244	253
7	1:18.968	25.375	202	34.714	182	18.879	245	252	17	1:20.310	26.006	202	35.225	180	19.079	243	252
8	1:19.227	25.613	202	34.751	180	18.863	244	251	18	1:20.261	26.079	201	35.085	179	19.097	244	254
9	1:19.625	25.821	203	34.869	183	18.935	244	252	19	1:20.463	26.274	202	34.984	176	19.205	245	254
10	1:20.160	26.069	201	35.039	177	19.052	243	253	20	1:29.988	26.249	202	35.103	181	28.636	75	253

51 Nico Müller , Castrol EDGE Audi RS 5 DTM / CHE

theoretical besttime: 1:18.775

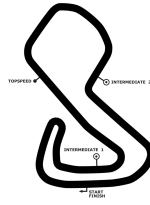
Lap	Time	S1	V1	S2	V2	S3	V3	Vmax	Lap	Time	S1	V1	S2	V2	S3	V3	Vmax
1	1:27.627	32.582	196	35.966	172	19.079	246	255	22	1:20.366	26.158	202	35.195	179	19.013	247	256
2	1:19.480	25.946	199	34.534	182	19.000	250	263	23	1:20.950	26.605	201	35.165	180	19.180	248	257
3	1:19.251	25.623	202	34.812	186	18.816	247	257	24	1:44.208	26.271	202	35.578	170	42.359	79	258
4	1:19.470	25.835	201	34.761	183	18.874	244	254	25	1:35.414	41.121	203	35.178	182	19.115	244	254
5	1:19.291	25.727	202	34.784	188	18.780	246	256	26	1:20.151	26.107	201	35.045	181	18.999	245	254
6	1:19.260	25.730	203	34.638	188	18.892	245	255	27	1:20.396	26.104	203	35.193	182	19.099	244	256
7	1:19.594	25.938	203	34.710	187	18.946	246	255	28	1:20.147	26.137	202	35.029	182	18.981	246	255
8	1:19.795	25.981	203	34.855	185	18.959	247	257	29	1:20.477	26.314	203	35.087	181	19.076	246	256
9	1:19.812	25.934	203	34.941	185	18.937	245	254	30	1:20.598	26.221	201	35.284	181	19.093	246	254
10	1:19.700	25.901	202	34.807	182	18.992	246	255	31	1:20.841	26.230	202	35.430	180	19.181	244	251
11	1:50.291	25.999	199	34.751	183			257	32	1:20.542	26.269	202	35.182	182	19.091	246	251
12	1:28.226	34.518	199	34.838	189	18.870	245	253	33	1:20.662	26.257	201	35.309	183	19.096	244	251
13	1:18.991	25.610	201	34.492	188	18.889	244	254	34	1:20.696	26.283	203	35.319	177	19.094	247	251
14	1:18.977	25.569	203	34.478	187	18.930	243	254	35	1:20.777	26.473	203	35.211	177	19.093	246	253
15	1:19.528	26.311	201	34.426	183	18.791	244	255	36	1:21.103	26.540	203	35.442	183	19.121	246	251
16	1:19.269	25.699	201	34.645	184	18.925	247	254	37	1:20.660	26.307	201	35.304	180	19.049	246	250
17	1:19.635	25.906	203	34.745	183	18.984	245	255	38	1:20.427	26.259	204	35.130	187	19.038	248	255
18	1:20.011	26.034	202	34.938	180	19.039	246	255	39	1:20.401	26.354	202	35.068	182	18.979	249	256
19	1:20.135	26.143	201	34.976	186	19.016	245	254	40	1:20.102	26.198	201	34.944	182	18.960	246	255
20	1:20.358	26.068	201	35.207	181	19.083	246	255	41	1:20.325	26.311	202	34.992	182	19.022	248	252
21	1:20.406	26.175	201	35.179	177	19.052	245	255	42	1:20.454	26.258	203	35.056	178	19.140	245	255

DTM Brands Hatch

Brands Hatch GP Circuit, length 3916 m

10. & 11.08.2019

DTM



-Reg.No.: 111506

Lap Analysis race 2, 11.08.2019

53 Jamie Green , Hoffmann Group Audi RS 5 DTM / GBR

theoretical besttime: 1:18.872

Lap	Time	S1	V1	S2	V2	S3	V3	Vmax	Lap	Time	S1	V1	S2	V2	S3	V3	Vmax
1	1:28.276	32.489	195	36.362	172	19.425	246	234	22	1:21.617	26.222	204	35.576	183	19.819	236	256
2	1:20.831	25.991	204	35.628	180	19.212	244	261	23	1:20.858	26.313	202	35.259	183	19.286	242	256
3	1:19.835	25.740	204	35.069	183	19.026	245	256	24	1:44.486	26.156	203	35.575	165	42.755	79	254
4	1:19.531	25.752	204	34.808	187	18.971	244	255	25	1:36.778	41.389	201	36.090	171	19.299	243	257
5	1:19.463	25.688	203	34.854	189	18.921	245	255	26	1:20.864	26.305	203	35.378	184	19.181	243	255
6	1:19.433	26.000	203	34.567	186	18.866	251	262	27	1:20.581	26.235	202	35.204	185	19.142	243	257
7	1:53.814	25.742	203	35.023	188			255	28	1:20.746	26.269	200	35.271	185	19.206	245	254
8	1:30.605	36.147	197	35.453	185	19.005	243	252	29	1:21.091	26.335	202	35.600	186	19.156	244	257
9	1:18.953	25.439	203	34.614	190	18.900	244	254	30	1:20.838	26.250	202	35.457	187	19.131	249	263
10	1:19.685	25.790	197	35.013	189	18.882	243	251	31	1:48.691	26.708	202	35.192	188			256
11	1:19.513	25.663	200	34.847	192	19.003	244	252	32	1:30.565	35.817	199	35.751	184	18.997	245	252
12	1:19.683	25.887	200	34.777	189	19.019	243	255	33	1:19.386	25.728	201	34.597	189	19.061	243	254
13	1:19.675	25.873	200	34.794	192	19.008	243	254	34	1:19.345	25.801	201	34.587	186	18.957	242	255
14	1:19.901	25.801	204	34.978	188	19.122	248	260	35	1:19.406	25.757	202	34.620	186	19.029	244	254
15	1:20.652	26.163	203	35.436	185	19.053	244	262	36	1:19.403	25.741	203	34.672	186	18.990	242	255
16	1:20.365	26.151	204	35.124	183	19.090	244	262	37	1:19.164	25.683	203	34.574	189	18.907	247	265
17	1:20.555	26.113	202	35.359	187	19.083	247	262	38	1:20.141	25.867	201	34.924	181	19.350	240	254
18	1:21.434	26.736	203	35.555	186	19.143	249	256	39	1:20.581	26.273	200	35.065	187	19.243	243	255
19	1:21.225	26.306	204	35.621	187	19.298	245	264	40	1:19.976	25.959	203	34.933	186	19.084	242	254
20	1:20.834	26.223	203	35.490	187	19.121	243	262	41	1:20.357	26.173	200	35.111	186	19.073	243	255
21	1:20.717	26.155	203	35.354	184	19.208	249	262	42	1:20.561	26.231	200	35.193	185	19.137	243	254

62 Ferdinand von Habsburg , Aston Martin Vantage DTM / AUT

theoretical besttime: 1:18.841

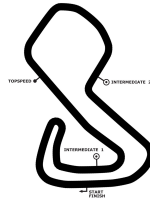
Lap	Time	S1	V1	S2	V2	S3	V3	Vmax	Lap	Time	S1	V1	S2	V2	S3	V3	Vmax
1	1:33.298	35.256	195	37.505	147	20.537	243	252	22	1:21.449	26.686	201	35.511	181	19.252	241	251
2	1:21.005	26.452	198	35.447	177	19.106	244	253	23	1:48.873	26.322	200	35.267	182			252
3	1:20.056	25.831	201	35.135	174	19.090	246	253	24	1:55.300	36.427	194	36.093	161	42.780	79	248
4	1:20.335	25.921	200	35.288	176	19.126	244	252	25	1:36.376	41.773	197	35.595	174	19.008	244	253
5	1:20.475	25.956	201	35.408	177	19.111	243	252	26	1:19.173	25.547	201	34.670	182	18.956	249	261
6	1:20.090	25.779	201	35.190	178	19.121	243	251	27	1:18.969	25.495	203	34.711	183	18.763	246	251
7	1:20.285	25.880	201	35.329	175	19.076	243	250	28	1:19.086	25.586	201	34.674	184	18.826	243	252
8	1:20.503	25.913	201	35.507	180	19.083	244	251	29	1:19.245	25.682	201	34.583	186	18.980	243	262
9	1:20.342	25.864	202	35.308	177	19.170	244	251	30	1:20.637	25.935	205	35.654	179	19.048	244	260
10	1:20.425	25.976	202	35.240	177	19.209	243	252	31	1:19.671	25.910	201	34.840	188	18.921	243	252
11	1:20.622	26.094	199	35.342	177	19.186	243	251	32	1:19.609	25.853	201	34.807	184	18.949	243	251
12	1:20.647	26.190	201	35.244	179	19.213	243	251	33	1:19.453	25.820	201	34.795	180	18.838	242	251
13	1:20.725	26.306	200	35.235	179	19.184	242	251	34	1:19.586	25.716	201	34.832	183	19.038	242	251
14	1:20.768	26.269	201	35.277	180	19.222	243	251	35	1:19.741	25.850	202	34.843	180	19.048	242	250
15	1:20.562	26.265	199	35.280	180	19.017	242	251	36	1:19.927	25.912	201	34.990	177	19.025	241	250
16	1:20.489	26.230	200	35.185	177	19.074	243	251	37	1:19.679	25.937	201	34.717	182	19.025	247	261
17	1:20.620	26.075	201	35.315	176	19.230	243	251	38	1:19.758	25.958	202	34.886	183	18.914	246	260
18	1:21.048	26.236	201	35.590	180	19.222	242	251	39	1:19.711	26.016	200	34.623	183	19.072	247	259
19	1:20.509	26.204	200	35.075	180	19.230	243	251	40	1:20.184	26.309	200	34.971	182	18.904	247	258
20	1:20.751	26.360	199	35.228	179	19.163	243	252	41	1:19.855	26.081	200	34.837	185	18.937	246	259
21	1:20.481	26.213	198	35.130	184	19.138	243	251	42	1:20.337	26.093	200	35.150	187	19.094	244	260

DTM Brands Hatch

Brands Hatch GP Circuit, length 3916 m

10. & 11.08.2019

DTM



-Reg.No.: 111506

Lap Analysis race 2, 11.08.2019

76 Jake Dennis , Aston Martin Vantage DTM / GBR

theoretical besttime: 1:18.550

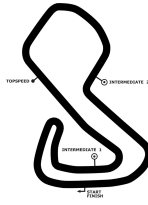
Lap	Time	S1	V1	S2	V2	S3	V3	Vmax	Lap	Time	S1	V1	S2	V2	S3	V3	Vmax
1	1:32.155	34.685	194	37.583	148	19.887	244	255	22	1:18.827	25.377	203	34.472	185	18.978	244	254
2	1:20.585	25.973	201	35.381	169	19.231	246	256	23	1:19.247	25.611	205	34.578	182	19.058	244	259
3	1:20.504	25.852	201	35.441	173	19.211	243	255	24	1:43.864	26.031	202	34.982	157	42.851	79	263
4	1:20.429	25.928	202	35.434	173	19.067	244	254	25	1:35.185	41.430	201	34.838	176	18.917	245	265
5	1:20.168	25.870	202	35.224	175	19.074	245	254	26	1:19.857	25.756	201	35.056	176	19.045	243	253
6	1:20.284	26.003	201	35.157	180	19.124	244	254	27	1:20.013	25.933	203	35.108	178	18.972	245	254
7	1:20.585	26.034	202	35.400	180	19.151	243	252	28	1:19.714	25.800	202	34.917	177	18.997	244	254
8	1:20.482	25.984	201	35.384	179	19.114	244	252	29	1:19.979	25.853	203	35.091	179	19.035	243	253
9	1:20.337	25.930	201	35.233	179	19.174	243	253	30	1:19.917	25.948	201	34.870	181	19.099	243	253
10	1:20.562	26.064	202	35.383	179	19.115	243	254	31	1:19.746	25.942	202	34.781	184	19.023	244	253
11	1:20.460	26.086	201	35.217	177	19.157	243	254	32	1:19.799	25.925	201	34.814	178	19.060	244	253
12	1:20.760	26.227	201	35.254	176	19.279	243	254	33	1:19.890	25.985	202	34.851	178	19.054	243	254
13	1:20.690	26.318	201	35.123	176	19.249	243	254	34	1:19.628	25.949	202	34.667	176	19.012	244	254
14	1:20.563	26.226	202	35.180	177	19.157	243	254	35	1:20.044	25.979	202	34.897	178	19.168	243	252
15	1:20.467	26.177	202	35.198	179	19.092	243	255	36	1:20.014	26.004	202	34.969	181	19.041	244	253
16	1:20.511	26.157	201	35.202	174	19.152	244	254	37	1:19.673	25.944	202	34.806	178	18.923	251	259
17	1:20.668	26.302	200	35.239	181	19.127	243	253	38	1:19.806	25.972	204	34.862	183	18.972	248	263
18	1:20.670	26.410	202	35.070	182	19.190	243	254	39	1:19.801	26.058	203	34.768	180	18.975	244	261
19	1:20.875	26.356	201	35.170	178	19.349	242	254	40	1:19.759	25.994	202	34.754	182	19.011	249	263
20	1:50.136	26.319	201	35.040	182			263	41	1:19.867	26.003	203	34.883	179	18.981	249	262
21	1:28.517	34.996	197	34.820	183	18.701	246	250	42	1:19.719	26.046	204	34.575	184	19.098	244	263

99 Mike Rockenfeller , Akrapovic Audi RS 5 DTM / DEU

theoretical besttime: 1:19.137

Lap	Time	S1	V1	S2	V2	S3	V3	Vmax	Lap	Time	S1	V1	S2	V2	S3	V3	Vmax
1	1:28.998	32.785	194	36.518	165	19.695	248	259	22	1:20.335	26.200	203	35.085	177	19.050	247	256
2	1:20.457	25.857	201	35.564	172	19.036	248	258	23	1:20.696	26.275	202	35.241	176	19.180	246	255
3	1:20.103	25.883	201	35.081	167	19.139	245	258	24	1:44.125	26.186	203	35.422	164	42.517	80	257
4	1:19.679	25.844	202	34.879	183	18.956	246	255	25	1:36.174	41.358	201	35.630	183	19.186	246	254
5	1:19.405	25.626	203	34.866	180	18.913	247	255	26	1:20.630	26.193	201	35.203	176	19.234	248	255
6	1:19.570	25.739	201	34.822	179	19.009	246	255	27	1:21.371	26.572	203	35.692	181	19.107	247	258
7	1:19.611	25.785	203	34.841	183	18.985	249	263	28	1:19.727	26.088	203	34.778	177	18.861	252	264
8	1:19.459	25.613	204	34.847	179	18.999	247	254	29	1:20.272	25.996	204	35.245	173	19.031	247	258
9	1:19.478	25.839	201	34.726	180	18.913	252	264	30	1:20.442	26.156	203	35.150	177	19.136	249	264
10	1:20.151	25.860	203	35.222	177	19.069	245	255	31	1:20.510	26.149	203	35.245	174	19.116	246	255
11	1:19.983	25.957	203	34.967	179	19.059	244	254	32	1:21.424	26.560	203	35.675	173	19.189	247	256
12	1:45.074	26.073	203	34.945	175			255	33	1:20.948	26.381	202	35.402	175	19.165	247	260
13	1:30.272	35.393	196	35.782	175	19.097	244	255	34	1:20.456	26.243	203	35.120	177	19.093	246	257
14	1:19.932	25.550	204	35.264	180	19.118	249	261	35	1:20.547	26.213	203	35.276	175	19.058	248	259
15	1:20.293	25.765	201	35.481	169	19.047	245	256	36	1:20.316	26.153	202	35.121	175	19.042	246	258
16	1:20.060	25.996	201	35.036	174	19.028	247	257	37	1:20.370	26.245	204	35.109	176	19.016	251	267
17	1:19.706	25.766	202	34.942	178	18.998	245	255	38	1:20.165	26.122	204	34.967	179	19.076	251	265
18	1:19.543	25.767	201	34.837	177	18.939	247	255	39	1:20.472	26.364	201	35.013	176	19.095	250	263
19	1:19.838	25.841	203	34.914	181	19.083	246	257	40	1:20.371	26.300	203	35.097	180	18.974	248	265
20	1:20.155	25.947	202	35.062	177	19.146	247	257	41	1:20.363	26.317	203	35.043	180	19.003	250	264
21	1:20.154	26.015	203	35.007	180	19.132	246	254	42	1:20.452	26.270	203	35.110	170	19.072	252	263

DTM Brands Hatch
Brands Hatch GP Circuit, length 3916 m
10. & 11.08.2019
DTM



-Reg.No.: 111506

Best Sector Times race 2

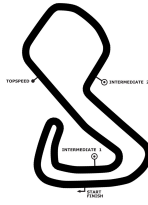
Pos.	sector 1			sector 2			sector 3			theoretical and best lap time				
	No	Driver	Time	No	Driver	Time	No	Driver	Time	No	Driver	theoretical	Best	Pos
1	25	Eng P.	25.256	16	Glock T.	34.087	47	Eriksson J.	18.591	21	Fittipaldi P.	1:18.169	1:18.169	
2	21	Fittipaldi P.	25.324	21	Fittipaldi P.	34.224	25	Eng P.	18.607	16	Glock T.	1:18.186	1:18.186	
3	47	Eriksson J.	25.332	11	Wittmann M.	34.253	16	Glock T.	18.621	11	Wittmann M.	1:18.275	1:18.316	
4	76	Dennis J.	25.377	51	Müller N.	34.426	21	Fittipaldi P.	18.621	47	Eriksson J.	1:18.461	1:18.507	
5	11	Wittmann M.	25.384	3	Di Resta P.	34.461	11	Wittmann M.	18.638	25	Eng P.	1:18.515	1:19.351	
6	53	Green J.	25.439	76	Dennis J.	34.472	76	Dennis J.	18.701	76	Dennis J.	1:18.550	1:18.827	
7	16	Glock T.	25.478	27	Aberdein J.	34.491	28	Duval L.	18.734	51	Müller N.	1:18.775	1:18.977	
8	62	von Habsburg F.	25.495	47	Eriksson J.	34.538	62	von Habsburg F.	18.763	62	von Habsburg F.	1:18.841	1:18.969	
9	4	Frijns R.	25.513	7	Spengler B.	34.562	4	Frijns R.	18.772	27	Aberdein J.	1:18.864	1:19.106	
10	31	Van der Linde S.	25.515	53	Green J.	34.567	51	Müller N.	18.780	53	Green J.	1:18.872	1:18.953	
11	99	Rockenfeller M.	25.550	31	Van der Linde S.	34.568	7	Spengler B.	18.788	4	Frijns R.	1:18.890	1:18.979	
12	51	Müller N.	25.569	23	Juncadella D.	34.571	27	Aberdein J.	18.793	31	Van der Linde S.	1:18.936	1:19.139	
13	27	Aberdein J.	25.580	62	von Habsburg F.	34.583	33	Rast R.	18.846	3	Di Resta P.	1:18.993	1:19.136	
14	28	Duval L.	25.626	4	Frijns R.	34.605	3	Di Resta P.	18.850	7	Spengler B.	1:19.022	1:19.086	
15	7	Spengler B.	25.672	33	Rast R.	34.609	31	Van der Linde S.	18.853	99	Rockenfeller M.	1:19.137	1:19.405	
16	3	Di Resta P.	25.682	25	Eng P.	34.652	99	Rockenfeller M.	18.861	28	Duval L.	1:19.167	1:19.308	
17	33	Rast R.	25.715	99	Rockenfeller M.	34.726	53	Green J.	18.866	33	Rast R.	1:19.170	1:19.347	
18	23	Juncadella D.	25.798	28	Duval L.	34.807	23	Juncadella D.	18.891	23	Juncadella D.	1:19.260	1:19.551	

DTM Brands Hatch

Brands Hatch GP Circuit, length 3916 m

10. & 11.08.2019

DTM



DTM

Topspeed race 2, 11.08.2019

-Reg.No.: 111506

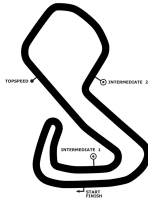
Car No.	Driver	Make	Speed km/h
21	Pietro Fittipaldi	WRT Audi RS 5 DTM	267
99	Mike Rockenfeller	Akrapovic Audi RS 5 DTM	267
25	Philipp Eng	ZF BMW M4 DTM	266
4	Robin Frijns	Aral Ultimate Audi RS 5 DTM	265
53	Jamie Green	Hoffmann Group Audi RS 5 DTM	265
76	Jake Dennis	Aston Martin Vantage DTM	265
28	Loic Duval	MASCOT WORKWEAR Audi RS 5 DTM	265
11	Marco Wittmann	Schaeffler BMW M4 DTM	264
31	Sheldon Van der Linde	Shell BMW M4 DTM	264
27	Jonathan Aberdein	WRT Audi RS 5 DTM	264
16	Timo Glock	JIVS BMW M4 DTM	263
51	Nico Müller	Castrol EDGE Audi RS 5 DTM	263
3	Paul Di Resta	Aston Martin Vantage DTM	262
62	Ferdinand von Habsburg	Aston Martin Vantage DTM	262
23	Daniel Juncadella	Aston Martin Vantage DTM	262
7	Bruno Spengler	BMW Bank M4 DTM	260
33	René Rast	Audi Sport RS 5 DTM	257
47	Joel Eriksson	CATL BMW M4 DTM	256

DTM Brands Hatch

Brands Hatch GP Circuit, length 3916 m

10. & 11.08.2019

DTM

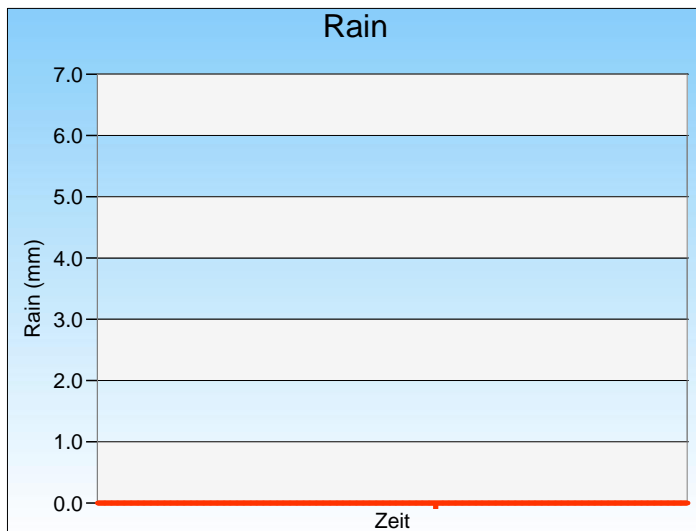
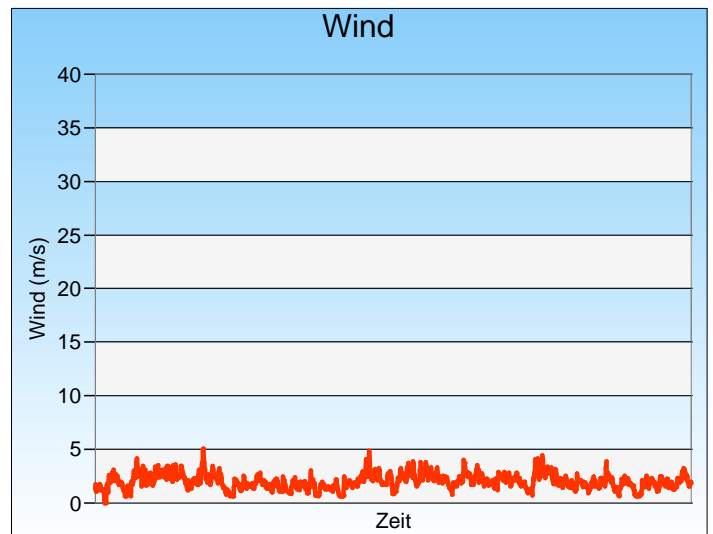
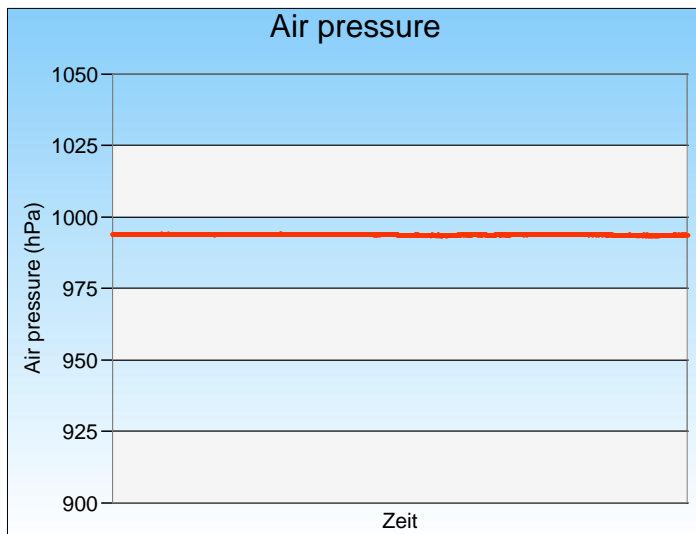
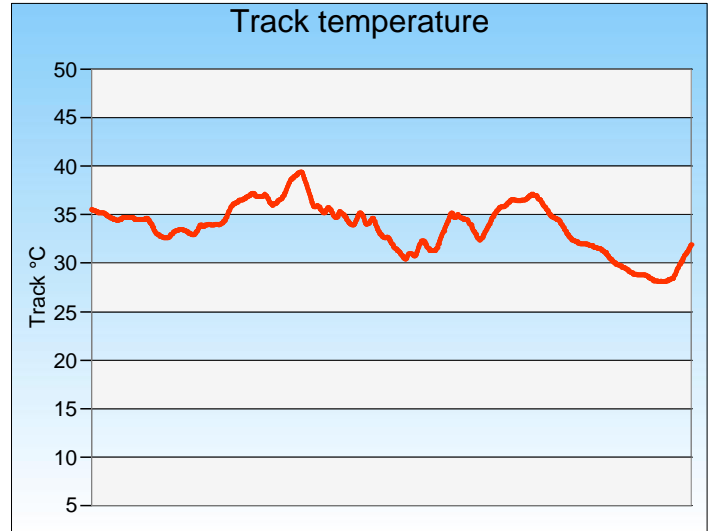
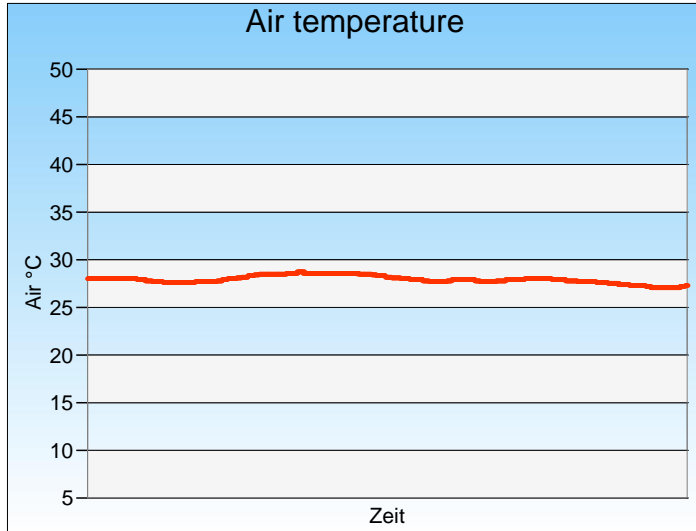


DTM

-Reg.No.: 111506

Weather race 2

11.08.2019, 13:30:00 - 14:25:00



Weather:



DTM Brands Hatch

Brands Hatch GP Circuit, length 3916 m

10. & 11.08.2019

DTM



DTM

-Reg.No.: 111506

Drivers Championship 2019

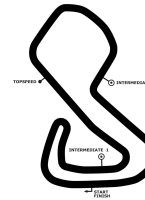
POS	NAME / NATION	SUM	Hockenheim I 1	Hockenheim I 2	Zolder (B) 1	Zolder (B) 2	Misano (I) 1	Misano (I) 2	Norising 1	Norising 2	Assen (NL) 1	Assen (NL) 2	Brands Hatch (GB) 1	Brands Hatch (GB) 2	Lausitzring 1	Lausitzring 2	Nürburgring 1	Nürburgring 2	Hockenheim II 1	Hockenheim II 2	
1	René Rast / DEU	206	(16.)	25 (1.)	+2 (1.)	25 + 2 (1.)	18 + 3 (2.)	15 + 3 (3.)	25 + 1 (1.)	6 + 3 (7.)	15 + 2 (3.)	10 + 3 (5.)	18 + 2 (2.)	25 + 3 (1.)							
2	Nico Müller / CHE	169	4 (8.)	18 (2.)	15 (3.)	4 (8.)	10 (5.)	25 (1.)	18 + 3 (2.)	4 + 2 (8.)	18 (2.)	15 (3.)	15 (3.)	18 (2.)							
3	Marco Wittmann / DEU	147	25 + 3 (1.)	4 + 2 (8.)	6 + 3 (7.)	(13.)	25 (1.)		4 (8.)	(16.)	25 + 3 (1.)	18 (2.)	25 + 3 (1.)	1 (10.)							
4	Philipp Eng / AUT	129	(14.)	12 + 3 (4.)	25 (1.)	18 + 1 (2.)	6 (7.)	18 (2.)	6 (7.)	10 (5.)	12 (4.)	(13.)	8 (6.)	10 (5.)							
5	Mike Rockenfeller / DEU	108	18 + 2 (2.)		10 (5.)	12 (4.)	8 (6.)	1 (10.)		15 (3.)	2 (9.)	25 + 1 (1.)	6 (7.)	8 (6.)							
6	Robin Frijns / NLD	93	15 (3.)	15 + 1 (3.)	(12.)			12 + 2 (4.)		12 (4.)		8 (6.)	12 (4.)	15 + 1 (3.)							
7	Loic Duval / FRA	89	10 (5.)		12 (4.)	(11.)	15 + 1 (3.)	(11.)	12 (4.)	8 + 1 (6.)	4 + 1 (8.)	(11.)	10 + 1 (5.)	12 + 2 (4.)							
8	Bruno Spengler / CAN	77	6 (7.)	10 (5.)	1 + 1 (10.)	6 (7.)	12 (4.)	4 (8.)	10 + 2 (5.)	25 (1.)	(15.)		(12.)								
9	Jamie Green / GBR	51	(12.)	2 (9.)	8 (6.)	15 (3.)			(11.)	18 (2.)	6 (7.)	2 (9.)	(11.)	(15.)							
10	Joel Eriksson / SWE	43	(13.)	1 (10.)	18 (2.)	1 (10.)		8 (6.)	15 (3.)	(13.)	(16.)	(16.)									
11	Jonathan Aberdein / RSA	37	(15.)	(14.)		(12.)	4 + 2 (8.)	6 + 1 (7.)	(13.)	(14.)	8 (6.)	12 + 2 (4.)	2 (9.)	(13.)							
12	Sheldon Van der Linde / RSA	36	8 (6.)	(13.)	(11.)	10 + 3 (5.)	2 (9.)	2 (9.)			1 (10.)	(15.)	4 (8.)	6 (7.)							

DTM Brands Hatch

Brands Hatch GP Circuit, length 3916 m

10. & 11.08.2019

DTM



-Reg.No.: 111506

Drivers Championship 2019

POS	NAME / NATION	SUM	Hockenheim I 1	Hockenheim I 2	Zolder (B) 1	Zolder (B) 2	Misano (I) 1	Misano (I) 2	Norising 1	Norising 2	Assen (NL) 1	Assen (NL) 2	Brands Hatch (GB) 1	Brands Hatch (GB) 2	Lausitzring 1	Lausitzring 2	Nürburgring 1	Nürburgring 2	Hockenheim II 1	Hockenheim II 2	
13	Timo Glock / DEU	33	12 (4.)	8 (6.)	(13.)	(14.)	1 (10.)			2 (9.)	10 (5.)	(14.)	(13.)	(12.)							
14	Daniel Juncadella / ESP	22	2 (9.)	(16.)			(12.)	(14.)	8 (6.)	1 (10.)		6 (7.)	1 (10.)	4 (8.)							
15	Paul Di Resta / GBR	15	+ 1	6 (7.)	4 (8.)		(15.)		(12.)		(14.)	4 (8.)	(14.)	(14.)							
16	Pietro Fittipaldi / BRA	14	1 (10.)	(15.)	(14.)	2 (9.)	10 (5.)			(15.)	(11.)	1 (10.)		(16.)							
17	Jake Dennis / GBR	12		(11.)		8 (6.)	(14.)	(13.)	2 (9.)	(12.)	(12.)			2 (9.)							
18	Ferdinand von Habsburg / AUT	3		(12.)	2 (9.)		(13.)	(12.)	1 (10.)	(11.)	(13.)	(12.)	(15.)	(11.)							

DTM Brands Hatch

Brands Hatch GP Circuit, length 3916 m

10. & 11.08.2019

DTM

Team Championship 2019



DTM

-Reg.No.: 111506

POS	TEAM	SUM	Hockenheim I 1	Hockenheim I 2	Zolder (B) 1	Zolder (B) 2	Misano (I) 1	Misano (I) 2	Norising 1	Norising 2	Assen (NL) 1	Assen (NL) 2	Brands Hatch (GB) 1	Brands Hatch (GB) 2	Lausitzring 1	Lausitzring 2	Nürburgring 1	Nürburgring 2	Hockenheim II 1	Hockenheim II 2	
1	Audi Sport Team Rosberg	267		27	10	42	21	28	26	27	23	15	20	28							
2	Audi Sport Team Abt Sportsline	262	19	34	15	4	10	39	21	18	18	23	27	34							
3	BMW Team RMG	224	34	16	11	6	37	4	16	25	28	18	28	1							
4	Audi Sport Team Phoenix	197	30		22	12	24	1	12	24	7	26	17	22							
5	BMW Team RMR	162	12	23	25	19	7	18	6	12	22		8	10							
6	BMW Team RBM	79	8	1	18	14	2	10	15		1		4	6							
7	WRT Team Audi Sport	41	1			2	6	7			8	15	2								
8	R-Motorsport 1	27	1	6	4	8			2			4		2							
9	R-Motorsport 2	25	2		2				9	1		6	1	4							

DTM Brands Hatch

Brands Hatch GP Circuit, length 3916 m

10. & 11.08.2019

DTM

Brand Championship 2019



-Reg.No.: 111506

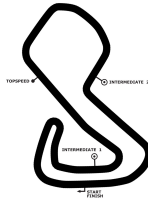
POS	NAME / NATION	SUM	Hockenheim I 1	Hockenheim I 2	Zolder (B) 1	Zolder (B) 2	Misano (I) 1	Misano (I) 2	Norising 1	Norising 2	Assen (NL) 1	Assen (NL) 2	Brands Hatch (GB) 1	Brands Hatch (GB) 2	Lausitzring 1	Lausitzring 2	Nürburgring 1	Nürburgring 2	Hockenheim II 1	Hockenheim II 2	
1	AUDI	710	49	61	47	58	57	68	59	59	50	68	58	76							
2	BMW	426	54	39	54	39	45	32	37	37	51	18	3	17							
3	Aston Martin	44	3	6	6				11	1		10	1	6							

DTM Brands Hatch

Brands Hatch GP Circuit, length 3916 m

10. & 11.08.2019

DTM



DTM

Fastest Lap in race 2, 11.08.2019

-Reg.No.: 111506

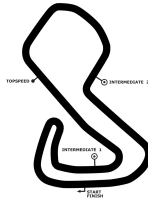
RG.	No.	Driver	Entrant	Time	IN.	DIFF	INT	KM/H	at
1	21	Fittipaldi P (BRA)	WRT Team Audi Sport	1:18.169	27		00.017	180.348	14:11:20
2	16	Glock T (DEU)	BMW Team RMR	1:18.186	27	00.017	00.130	180.308	14:10:56
3	11	Wittmann M (DEU)	BMW Team RMG	1:18.316	27	00.147	00.191	180.009	14:10:38
4	47	Eriksson J (SWE)	BMW Team RBM	1:18.507	5	00.338	00.320	179.571	13:40:46
5	76	Dennis J (GBR)	R-Motorsport 1	1:18.827	22	00.658	00.126	178.842	14:03:15
6	53	Green J (GBR)	Audi Sport Team Rosberg	1:18.953	9	00.784	00.016	178.557	13:45:47
7	62	von Habsburg F (AUT)	R-Motorsport 2	1:18.969	27	00.800	00.008	178.521	14:10:40
8	51	Müller N (CHE)	Audi Sport Team Abt Sportsline	1:18.977	14	00.808	00.002	178.503	13:52:16
9	4	Frijns R (NLD)	Audi Sport Team Abt Sportsline	<u>1:18.979</u>	16	00.810	00.107	178.498	13:54:56
10	7	Spengler B (CAN)	BMW Team RMG	1:19.086	9	00.917	00.020	178.257	13:45:45
11	27	Aberdein J (RSA)	WRT Team Audi Sport	1:19.106	16	00.937	00.030	178.212	13:55:07
12	3	Di Resta P (GBR)	R-Motorsport 1	1:19.136	27	00.967	00.003	178.144	14:11:01
13	31	Van der Linde S (RSA)	BMW Team RBM	1:19.139	28	00.970	00.169	178.137	14:11:46
14	28	Duval L (FRA)	Audi Sport Team Phoenix	1:19.308	6	01.139	00.039	177.758	13:41:02
15	33	Rast R (DEU)	Audi Sport Team Rosberg	1:19.347	2	01.178	00.004	177.670	13:35:41
16	25	Eng P (AUT)	BMW Team RMR	1:19.351	26	01.182	00.054	177.661	14:09:00
17	99	Rockenfeller M (DEU)	Audi Sport Team Phoenix	1:19.405	5	01.236	00.146	177.540	13:39:44
18	23	Juncadella D (ESP)	R-Motorsport 2	1:19.551	15	01.382		177.215	13:53:44

DTM Brands Hatch

Brands Hatch GP Circuit, length 3916 m

10. & 11.08.2019

DTM



DTM

Stint Analysis race 2, 11.08.2019

-Reg.No.: 111506

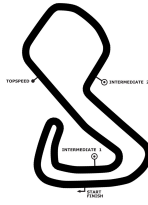
POS	NO	DRIVER	STINT 1			STINT 2			STINT 3			STINT 4		
			LAPS	TIME	KM/H	LAPS	TIME	KM/H	LAPS	TIME	KM/H	LAPS	TIME	KM/H
1.	33	Rast René	11	15:07.674	170.847	31	42:20.890	171.997						
2.	51	Müller Nico	11	15:13.571	169.744	31	42:15.233	172.381						
3.	4	Frijns Robin	13	17:51.445	171.048	29	39:37.717	171.942						
4.	28	Duval Loic	14	19:10.687	171.520	28	38:20.239	171.605						
5.	25	Eng Philipp	22	29:57.938	172.502	20	27:33.515	170.517						
6.	99	Rockenfeller Mike	12	16:31.968	170.541	30	41:00.119	171.914						
7.	31	Van der Linde Sheldon	22	30:04.125	171.910	20	27:29.228	170.960						
8.	23	Juncadella Daniel	13	17:58.577	169.917	29	39:35.216	172.123						
9.	76	Dennis Jake	20	27:31.891	170.684	22	30:02.866	172.030						
10.	11	Wittmann Marco	9	12:36.935	167.621	15	20:48.973	169.310	18	24:10.493	174.945			
11.	62	von Habsburg Ferdinand	23	31:34.358	171.163	19	26:06.297	171.011						
12.	16	Glock Timo	12	16:43.310	168.613	12	16:58.675	166.070	18	24:07.173	175.347			
13.	27	Aberdein Jonathan	11	15:20.851	168.402	31	42:35.595	171.007						
14.	3	Di Resta Paul	23	31:56.480	169.188	19	26:07.476	170.883						
15.	53	Green Jamie	7	10:01.183	164.148	24	33:30.347	168.300	11	14:48.885	174.459			
16.	21	Fittipaldi Pietro	12	16:43.779	168.534	10	13:51.096	169.627	18	24:06.924	175.377			
17.	7	Spengler Bruno	5	7:20.611	159.978	16	21:33.718	174.351						
18.	47	Eriksson Joel	18	24:15.951	174.289									

DTM Brands Hatch

Brands Hatch GP Circuit, length 3916 m

10. & 11.08.2019

DTM



DTM

Pitstop (Chronology) race 2, 11.08.2019

-Reg.No.: 111506

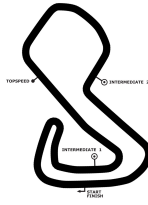
Car	Driver	Entrant	at Lap	Time	duration	Sum
47	Eriksson Joel	BMW Team RBM	2	13:36:08	35.741	35.741
7	Spengler Bruno	BMW Team RMG	5	13:39:48	34.354	34.354
53	Green Jamie	Audi Sport Team Rosberg	7	13:42:21	42.130	42.130
11	Wittmann Marco	BMW Team RMG	9	13:45:04	35.208	35.208
33	Rast René	Audi Sport Team Rosberg	11	13:47:36	33.828	33.828
51	Müller Nico	Audi Sport Team Abt Sportsline	11	13:47:37	38.291	38.291
27	Aberdein Jonathan	WRT Team Audi Sport	11	13:47:47	35.272	35.272
99	Rockenfeller Mike	Audi Sport Team Phoenix	12	13:49:00	33.271	33.271
16	Glock Timo	BMW Team RMR	12	13:49:10	35.012	35.012
21	Fittipaldi Pietro	WRT Team Audi Sport	12	13:49:09	36.143	36.143
4	Frijns Robin	Audi Sport Team Abt Sportsline	13	13:50:19	33.816	33.816
23	Juncadella Daniel	R-Motorsport 2	13	13:50:26	34.534	34.534
28	Duval Loic	Audi Sport Team Phoenix	14	13:51:39	33.634	33.634
76	Dennis Jake	R-Motorsport 1	20	13:59:57	37.138	37.138
25	Eng Philipp	BMW Team RMR	22	14:02:26	33.986	33.986
31	Van der Linde Sheldon	BMW Team RBM	22	14:02:32	33.581	33.581
62	von Habsburg Ferdinand	R-Motorsport 2	23	14:04:00	36.037	36.037
3	Di Resta Paul	R-Motorsport 1	23	14:03:58	1:00.715	1:00.715
11	Wittmann Marco	BMW Team RMG	24	14:05:53	34.965	1:10.173
16	Glock Timo	BMW Team RMR	24	14:06:08	35.962	1:10.974
21	Fittipaldi Pietro	WRT Team Audi Sport	24	14:06:37	41.022	1:17.165
53	Green Jamie	Audi Sport Team Rosberg	31	14:15:58	35.549	1:17.679

DTM Brands Hatch

Brands Hatch GP Circuit, length 3916 m

10. & 11.08.2019

DTM



DTM

Pitstops race 2, 11.08.2019

-Reg.No.: 111506

Pos	Car	Driver	Entrant	at Lap	Time	Duration
1	99	Rockenfeller Mike	Audi Sport Team Phoenix	12	13:49:00	33.271
2	31	Van der Linde Sheldon	BMW Team RBM	22	14:02:32	33.581
3	28	Duval Loic	Audi Sport Team Phoenix	14	13:51:39	33.634
4	4	Frijns Robin	Audi Sport Team Abt Sportsline	13	13:50:19	33.816
5	33	Rast René	Audi Sport Team Rosberg	11	13:47:36	33.828
6	25	Eng Philipp	BMW Team RMR	22	14:02:26	33.986
7	7	Spengler Bruno	BMW Team RMG	5	13:39:48	34.354
8	23	Juncadella Daniel	R-Motorsport 2	13	13:50:26	34.534
9	11	Wittmann Marco	BMW Team RMG	24	14:05:53	34.965
10	16	Glock Timo	BMW Team RMR	12	13:49:10	35.012
11	27	Aberdein Jonathan	WRT Team Audi Sport	11	13:47:47	35.272
12	53	Green Jamie	Audi Sport Team Rosberg	31	14:15:58	35.549
13	47	Eriksson Joel	BMW Team RBM	2	13:36:08	35.741
14	62	von Habsburg Ferdinand	R-Motorsport 2	23	14:04:00	36.037
15	21	Fittipaldi Pietro	WRT Team Audi Sport	12	13:49:09	36.143
16	76	Dennis Jake	R-Motorsport 1	20	13:59:57	37.138
17	51	Müller Nico	Audi Sport Team Abt Sportsline	11	13:47:37	38.291
18	3	Di Resta Paul	R-Motorsport 1	23	14:03:58	1:00.715

DTM Brands Hatch

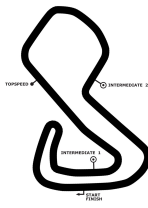
Brands Hatch GP Circuit, length 3916 m

10. & 11.08.2019

DTM

Starting grid race 2

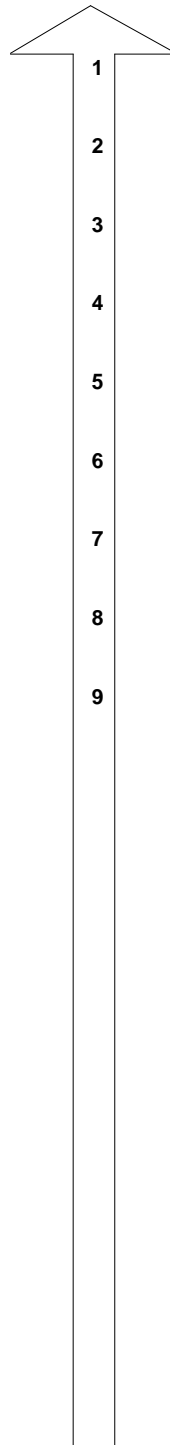
green flag lap at time: 13:30:00



DTM

-Reg.No.: 111506

28	Loic Duval MASCOT WORKWEAR Audi RS 5 DTM	1:15.432
53	Jamie Green Hoffmann Group Audi RS 5 DTM	1:15.919
51	Nico Müller Castrol EDGE Audi RS 5 DTM	1:15.968
27	Jonathan Aberdein WRT Audi RS 5 DTM	1:16.016
23	Daniel Juncadella Aston Martin Vantage DTM	1:16.257
11	Marco Wittmann Schaeffler BMW M4 DTM	1:16.296
47	Joel Eriksson CATL BMW M4 DTM	1:16.425
7	Bruno Spengler BMW Bank M4 DTM	1:16.715
62	Ferdinand von Habsburg Aston Martin Vantage DTM	1:16.997



33	René Rast Audi Sport RS 5 DTM	1:15.134
4	Robin Frijns Aral Ultimate Audi RS 5 DTM	1:15.834
99	Mike Rockenfeller Akrapovic Audi RS 5 DTM	1:15.959
21	Pietro Fittipaldi WRT Audi RS 5 DTM	1:16.015
25	Philipp Eng ZF BMW M4 DTM	1:16.175
16	Timo Glock JIVS BMW M4 DTM	1:16.274
31	Sheldon Van der Lind Shell BMW M4 DTM	1:16.396
3	Paul Di Resta Aston Martin Vantage DTM	1:16.710
76	Jake Dennis Aston Martin Vantage DTM	1:16.805