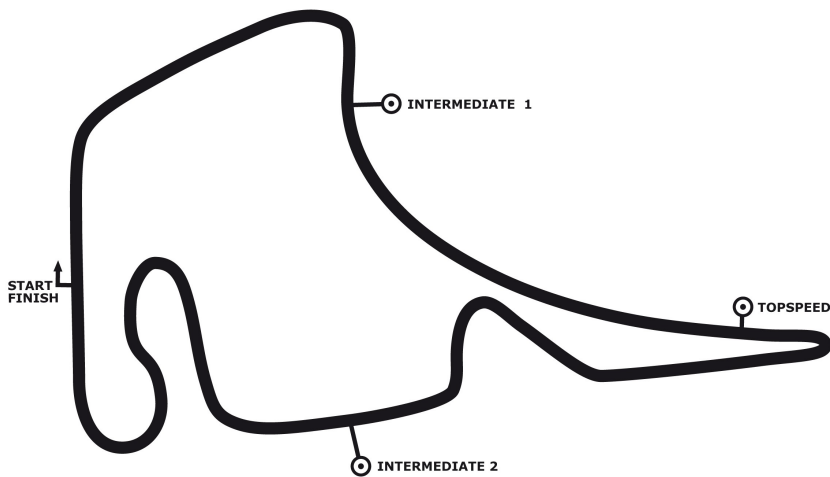


DTM

DTM Hockenheim II

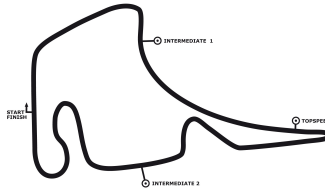
race 1



Hockenheimring BW 4574 m

04. - 06.10.2019

DTM Hockenheim II
Hockenheimring BW, length 4574 m
04. - 06.10.2019
DTM



Result race 1, 05.10.2019

DMSB-Reg.No.: 260/19

Rk	No	DRIVER/ENTRANT	CAR	LAPS	TIME	GAP	INT	km/h	BEST	IN
1	33	René Rast (DEU) Audi Sport Team Rosberg	Audi Sport RS 5 DTM	38	1:01:00.948			170.918	1:31.376	26
2	11	Marco Wittmann (DEU) BMW Team RMG	Schaeffler BMW M4 DTM	38	1:01:02.641	01.693	01.693	170.839	1:31.135	24
3	99	Mike Rockenfeller (DEU) Audi Sport Team Phoenix	Akrapovic Audi RS 5 DTM	38	1:01:11.645	10.697	09.004	170.420	1:31.872	5
4	4	Robin Frijns (NLD) Audi Sport Team Abt Sportsline	Aral Ultimate Audi RS 5 DTM	38	1:01:18.743	17.795	07.098	170.092	1:31.879	17
5	28	Loic Duval (FRA) Audi Sport Team Phoenix	MASCOT WORKWEAR Audi RS 5 DTM	38	1:01:25.172	24.224	06.429	169.795	1:32.578	5
6	16	Timo Glock (DEU) BMW Team RMR	JIVS BMW M4 DTM	38	1:01:26.708	25.760	01.536	169.724	1:32.015	13
7	3	Paul Di Resta (GBR) R-Motorsport 1	Aston Martin Vantage DTM	38	1:01:27.387	26.439	00.679	169.693	1:32.547	17
8	7	Bruno Spengler (CAN) BMW Team RMG	BMW Bank M4 DTM	38	1:01:28.218	27.270	00.831	169.655	1:32.644	25
9	1	Jenson Button (GBR) Team Kunimitsu	Honda NSX-GT	38	1:01:32.440	31.492	04.222	169.461	1:32.698	4
10	47	Joel Eriksson (SWE) BMW Team RBM	CATL BMW M4 DTM	38	1:01:32.816	31.868	00.376	169.443	1:33.141	4
11	76	Jake Dennis (GBR) R-Motorsport 1	Aston Martin Vantage DTM	38	1:01:38.945	37.997	06.129	169.163	1:32.992	23
12	53	Jamie Green (GBR) Audi Sport Team Rosberg	Hoffmann Group Audi RS 5 DTM	38	1:01:39.390	38.442	00.445	169.142	1:32.544	25
13	37	Ryo Hirakawa (JPN) Lexus Team KeePer TOM'S	LEXUS TEAM TOM'S LC500	38	1:01:41.906	40.958	02.516	169.027	1:32.536	5
14	27	Jonathan Aberdein (RSA) WRT Team Audi Sport	WRT Audi RS 5 DTM	38	1:01:47.879	46.931	05.973	168.755	1:32.192	25
15	21	Pietro Fittipaldi (BRA) WRT Team Audi Sport	WRT Audi RS 5 DTM	38	1:02:00.144	59.196	12.265	168.199	1:32.211	16
16	31	Sheldon Van der Linde (RSA) BMW Team RBM	Shell BMW M4 DTM	38	1:02:00.550	59.602	00.406	168.180	1:32.198	14
17	51	Nico Müller (CHE) Audi Sport Team Abt Sportsline	Castrol EDGE Audi RS 5 DTM	38	1:02:02.544	1:01.596	01.994	168.090	1:30.927	25
NOT CLASSIFIED										
35		Tsugio Matsuda (JPN) Nismo	MOTUL AUTECH GT-R	21	1:01:07.832	17 Runden		94.278	1:33.619	8
23		Daniel Juncadella (ESP) R-Motorsport 2	Aston Martin Vantage DTM	20	33:26.299	18 Runden		164.147	1:33.328	4
25		Philipp Eng (AUT) BMW Team RMR	ZF BMW M4 DTM	17	26:58.716	21 Runden		172.933	1:33.366	5

fastest lap: 51 Müller Nico 1:30.927 = 181.095 km/h at lap 25

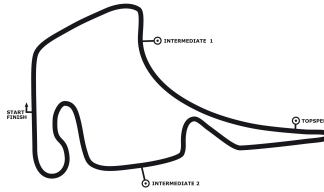
Issued:	Clerk of the Course:	Timekeeper:
---------	----------------------	-------------

Subject to final scrutineering !



Lapchart: DTM race 1

POS	1	2	3	4	5	6	7	8	9	10	11	12	13	14	15	16	17	18	19	20
LAP 1	33	99	11	16	28	27	1	51	4	76	47	7	31	3	23	25	53	21	37	35
LAP 2	33	99	11	16	28	27	51	4	1	76	47	7	31	3	53	25	21	23	37	35
LAP 3	33	99	11	16	28	27	4	1	76	47	51	7	31	3	53	25	21	23	37	35
LAP 4	33	99	11	16	28	27	4	1	76	47	51	7	31	3	53	25	21	23	37	35
LAP 5	33	99	11	16	28	27	4	1	76	47	51	7	31	3	53	25	21	23	37	35
LAP 6	33	99	11	16	28	27	4	1	76	47	51	53	7	3	31	25	21	23	37	35
LAP 7	33	99	11	16	28	27	4	1	76	51	47	53	7	3	31	25	21	23	37	35
LAP 8	33	99	11	16	28	27	4	1	51	76	47	53	7	3	31	25	21	23	37	35
LAP 9	33	99	11	16	28	27	4	1	51	76	47	53	7	3	31	25	21	23	37	35
LAP 10	33	99	11	28	27	4	16.	1	51	76	47	53	7	3	31	25	21	23	37	35
LAP 11	33	99	11	27	28	4	51	1	76	47	53	7	3	25	23	31.	21.	16	37	35
LAP 12	33	11	99	27	28	4	51	1	76	47	53	7	3	25	23	16	31	21	37	35
LAP 13	33	11	99	27	4	28	51	1	76	47	53	7	3	25	23	16	31	21	37	35
LAP 14	33	11	99	27	4	51	1	76	28.	47	53	3	7	25	23	16	31	21	37	35
LAP 15	33	11	27	99.	51	1	4.	76	47	53	7	25	23	3.	16	31	28	21	37	35
LAP 16	33	11	27.	51	1	76	7	25	47.	23	53.	99	16	4	31	28	21	3	37	35
LAP 17	33	11.	51	76	1.	7	25	23	99	16	4	27	31	28	21	47	53	3	37	35
LAP 18	33.	51	76.	23	7.	11	99	16	4	27	28	31	21	47	53	3	1	37.		35
LAP 19	51.	33	11	99	16	23.	4	27	28	21	76	31.	47	53	7	3	1	37		35.
LAP 20	33	11	99	16	51	4	27	28	21	76	47	53	7	3	1	31	37	23.		35
LAP 21	33	11	99	16	51	4	27	28	21	76	47	7	53	3	1	31	37		35	
LAP 22	33	11	99	16	4	51	28	76	53	31	3	7	1	47	37	21	27			
LAP 23	33	11	99	16	4	51	28	76	53	31	3	7	1	47	37	21	27			
LAP 24	33	11	99	4	51	16	28	76	3	31	53	7	1	47	37	27	21.			
LAP 25	11	33	99	51	4	16	76	28	3	31	53	7	1	47	27	37	21			
LAP 26	33	11	99	51	4	16	76	28	3	31	53	7	1	47	27	37	21			
LAP 27	33	11	99	51	4	16	28	76	3	31	7	53	1	47	27	37	21			
LAP 28	33	11	99	51	4	16	28	76	3	31	7	53	1	47	27	37	21			
LAP 29	33	11	99	51	4	16	28	3	76	31	7	53	1	47	27	37	21			
LAP 30	33	11	51	99	4	16	28	3	76	31	7	1	53	47	27	37	21			
LAP 31	33	11	51	99	4	16	28	3	76	7	1	31	47	53	27	37	21			
LAP 32	33	11	51	99	4	16	28	3	7	76	1	53	31	27	47	37	21			
LAP 33	33	11	99	51.	4	16	28	3	7	76	1	53	31	27	47	37	21			
LAP 34	33	11	99	4	28	16	3	7	1	76	27	47	53	31	37	51.	21			
LAP 35	33	11	99	4	28	16	3	7	1	47	76	27	53	37	31.	21	51			
LAP 36	33	11	99	4	28	16	3	7	1	47	76	53	37	27	21	31	51			
LAP 37	33	11	99	4	28	16	3	7	1	47	76	53	37	27	21	31	51			
LAP 38	33	11	99	4	28	16	3	7	1	47	76	53	37	27	21	31	51			



Lap by Lap race 1, 05.10.2019

1 Jenson Button , Honda NSX-GT / GBR															
1	1:42.272	2	1:34.810	3	1:32.864	4	1:32.698	5	1:33.001	6	1:33.410	7	1:33.489	8	1:33.718
9	1:33.788	10	1:34.294	11	1:34.951	12	1:34.617	13	1:34.632	14	1:34.901	15	1:35.185	16	1:35.326
pit	1:40.894	18	2:17.073	19	1:39.576	20	1:39.505	21	2:13.528	22	1:39.519	23	1:33.283	24	1:33.883
25	1:33.007	26	1:32.817	27	1:33.705	28	1:33.719	29	1:33.868	30	1:34.399	31	1:36.069	32	1:35.455
33	1:35.231	34	1:34.746	35	1:34.610	36	1:34.258	37	1:34.288	38	1:35.051				

3 Paul Di Resta , Aston Martin Vantage DTM / GBR															
1	1:44.905	2	1:34.780	3	1:33.625	4	1:33.181	5	1:33.303	6	1:34.567	7	1:33.532	8	1:33.880
9	1:34.162	10	1:34.211	11	1:34.565	12	1:34.895	13	1:35.227	14	1:34.579	pit	1:40.201	16	2:09.007
17	1:32.547	18	1:32.995	19	1:46.329	20	1:40.015	21	2:13.926	22	1:38.798	23	1:33.148	24	1:32.800
25	1:33.032	26	1:33.182	27	1:33.740	28	1:33.522	29	1:33.232	30	1:33.843	31	1:35.171	32	1:34.119
33	1:34.513	34	1:34.565	35	1:34.957	36	1:34.905	37	1:34.550	38	1:34.878				

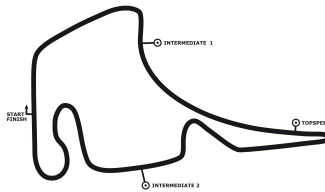
4 Robin Frijns , Aral Ultimate Audi RS 5 DTM / NLD															
1	1:42.917	2	1:33.686	3	1:32.350	4	1:32.702	5	1:32.660	6	1:33.356	7	1:33.590	8	1:33.245
9	1:33.356	10	1:33.719	11	1:34.072	12	1:34.959	13	1:34.560	14	1:34.804	pit	1:39.539	16	2:04.126
17	1:31.879	18	1:33.442	19	1:44.892	20	1:49.898	21	2:19.540	22	1:36.650	23	1:33.047	24	1:32.979
25	1:32.813	26	1:32.414	27	1:32.353	28	1:32.907	29	1:32.969	30	1:33.410	31	1:33.861	32	1:33.427
33	1:33.733	34	1:35.443	35	1:34.767	36	1:34.779	37	1:34.890	38	1:35.009				

7 Bruno Spengler , BMW Bank M4 DTM / CAN															
1	1:43.970	2	1:34.578	3	1:33.946	4	1:33.105	5	1:33.275	6	1:34.768	7	1:33.485	8	1:33.980
9	1:34.292	10	1:34.112	11	1:34.489	12	1:34.898	13	1:35.411	14	1:35.936	15	1:35.478	16	1:35.611
17	1:35.227	pit	1:40.469	19	2:11.023	20	1:41.170	21	2:14.975	22	1:39.407	23	1:33.171	24	1:34.010
25	1:32.644	26	1:32.949	27	1:33.390	28	1:33.511	29	1:34.111	30	1:34.492	31	1:36.199	32	1:34.441
33	1:33.524	34	1:33.452	35	1:34.262	36	1:34.787	37	1:34.833	38	1:34.837				

11 Marco Wittmann , Schaeffler BMW M4 DTM / DEU															
1	1:39.887	2	1:33.349	3	1:33.214	4	1:32.163	5	1:32.401	6	1:32.698	7	1:32.664	8	1:33.241
9	1:33.411	10	1:33.382	11	1:33.577	12	1:33.705	13	1:33.845	14	1:33.997	15	1:34.310	16	1:34.429
pit	1:39.022	18	2:02.072	19	1:43.445	20	1:54.519	21	2:23.577	22	1:34.335	23	1:31.767	24	1:31.135
25	1:31.462	26	1:32.913	27	1:31.842	28	1:32.568	29	1:32.536	30	1:32.796	31	1:33.028	32	1:32.966
33	1:33.417	34	1:33.142	35	1:33.814	36	1:34.239	37	1:33.933	38	1:33.840				

16 Timo Glock , JIVS BMW M4 DTM / DEU															
1	1:40.807	2	1:32.872	3	1:33.044	4	1:32.866	5	1:32.162	6	1:32.861	7	1:33.203	8	1:33.049
9	1:34.081	pit	1:39.204	11	2:15.509	12	1:32.583	13	1:32.015	14	1:32.216	15	1:32.761	16	1:32.796
17	1:32.222	18	1:33.395	19	1:40.843	20	1:52.764	21	2:21.861	22	1:36.368	23	1:33.189	24	1:34.671
25	1:32.925	26	1:32.929	27	1:32.870	28	1:33.262	29	1:33.700	30	1:34.007	31	1:34.173	32	1:34.927
33	1:35.961	34	1:35.412	35	1:34.973	36	1:34.652	37	1:34.522	38	1:35.053				

21 Pietro Fittipaldi , WRT Audi RS 5 DTM / BRA															
1	1:46.245	2	1:34.712	3	1:33.546	4	1:33.451	5	1:33.595	6	1:34.042	7	1:34.614	8	1:33.754
9	1:34.166	10	1:34.880	pit	1:40.096	12	2:04.332	13	1:32.585	14	1:32.427	15	1:32.243	16	1:32.211
17	1:32.795	18	1:35.187	19	1:45.192	20	1:46.468	21	2:17.169	22	1:45.257	23	1:33.926	pit	1:40.316
25	1:49.965	26	1:33.261	27	1:33.930	28	1:33.846	29	1:33.787	30	1:33.955	31	1:34.447	32	1:34.872
33	1:34.316	34	1:34.421	35	1:34.377	36	1:34.637	37	1:35.568	38	1:35.553				



Lap by Lap race 1, 05.10.2019

23 Daniel Juncadella , Aston Martin Vantage DTM / ESP															
1	1:45.697	2	1:35.808	3	1:33.741	4	1:33.328	5	1:33.659	6	1:33.964	7	1:34.359	8	1:34.142
9	1:34.174	10	1:34.782	11	1:34.590	12	1:34.162	13	1:35.007	14	1:35.318	15	1:35.530	16	1:35.605
17	1:35.452	18	1:35.427	pit	1:54.655	pit	2:56.899								

25 Philipp Eng , ZF BMW M4 DTM / AUT															
1	1:45.722	2	1:34.809	3	1:33.452	4	1:33.514	5	1:33.366	6	1:34.279	7	1:34.523	8	1:33.488
9	1:34.348	10	1:34.484	11	1:34.780	12	1:34.856	13	1:34.907	14	1:35.422	15	1:35.417	16	1:35.859
17	1:35.490														

27 Jonathan Aberdein , WRT Audi RS 5 DTM / RSA															
1	1:42.191	2	1:33.424	3	1:32.481	4	1:32.772	5	1:32.782	6	1:32.857	7	1:32.968	8	1:33.150
9	1:33.265	10	1:34.550	11	1:33.525	12	1:34.084	13	1:34.481	14	1:34.227	15	1:34.651	pit	1:39.991
17	2:06.707	18	1:34.683	19	1:42.702	20	1:49.064	21	2:18.961	22	1:46.945	23	1:33.005	24	1:32.467
25	1:32.192	26	1:32.726	27	1:32.852	28	1:33.045	29	1:33.379	30	1:33.739	31	1:35.742	32	1:36.415
33	1:35.022	34	1:34.228	35	1:36.469	36	1:43.254	37	1:36.200	38	1:36.683				

28 Loic Duval , MASCOT WORKWEAR Audi RS 5 DTM / FRA															
1	1:41.165	2	1:33.294	3	1:32.837	4	1:32.791	5	1:32.578	6	1:32.974	7	1:32.980	8	1:33.411
9	1:33.342	10	1:34.787	11	1:34.963	12	1:35.184	13	1:35.766	pit	1:40.556	15	2:06.434	16	1:32.730
17	1:33.270	18	1:34.470	19	1:44.116	20	1:48.035	21	2:17.857	22	1:37.538	23	1:33.272	24	1:33.314
25	1:34.041	26	1:33.041	27	1:33.083	28	1:33.043	29	1:33.512	30	1:33.828	31	1:33.925	32	1:34.435
33	1:35.856	34	1:33.903	35	1:34.529	36	1:34.658	37	1:34.831	38	1:34.823				

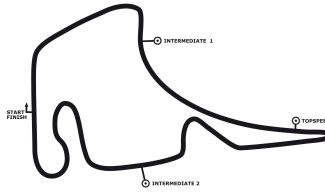
31 Sheldon Van der Linde , Shell BMW M4 DTM / RSA															
1	1:44.438	2	1:34.596	3	1:33.800	4	1:33.128	5	1:33.348	6	1:35.449	7	1:33.619	8	1:33.779
9	1:34.341	10	1:34.320	pit	1:39.317	12	2:04.086	13	1:32.292	14	1:32.198	15	1:32.778	16	1:33.137
17	1:33.975	18	1:35.614	pit	1:48.813	20	2:07.242	21	1:54.344	22	1:38.170	23	1:32.887	24	1:34.261
25	1:32.676	26	1:33.148	27	1:33.809	28	1:33.482	29	1:34.169	30	1:34.459	31	1:37.209	32	1:36.276
33	1:35.080	34	1:37.297	pit	1:40.634	36	1:51.983	37	1:35.037	38	1:35.359				

33 René Rast , Audi Sport RS 5 DTM / DEU															
1	1:38.816	2	1:32.815	3	1:32.717	4	1:32.263	5	1:32.295	6	1:32.572	7	1:32.760	8	1:32.670
9	1:33.084	10	1:33.399	11	1:33.565	12	1:33.844	13	1:34.094	14	1:34.474	15	1:34.489	16	1:34.635
17	1:35.298	pit	1:40.106	19	2:10.669	20	1:54.123	21	2:24.093	22	1:33.761	23	1:31.444	24	1:31.546
25	1:32.614	26	1:31.376	27	1:31.730	28	1:32.046	29	1:32.396	30	1:32.383	31	1:32.784	32	1:33.161
33	1:33.480	34	1:33.636	35	1:33.697	36	1:33.853	37	1:34.079	38	1:34.181				

35 Tsugio Matsuda , MOTUL AUTECH GT-R / JPN															
1	28:12.994	2	1:38.025	3	1:39.442	4	1:48.261	5	1:34.164	6	1:34.653	7	1:33.965	8	1:33.619
9	1:36.366	10	1:34.788	11	1:34.367	12	1:34.781	13	1:35.660	14	1:35.389	15	1:35.969	16	1:37.309
17	1:36.193	18	1:37.080	pit	1:41.931	20	2:18.467	21	1:34.409						

37 Ryo Hirakawa , LEXUS TEAM TOM'S LC500 / JPN															
pit	1:52.288	2	2:13.491	3	1:34.033	4	1:32.563	5	1:32.536	6	1:32.827	7	1:33.069	8	1:33.389
9	1:34.261	10	1:34.192	11	1:34.604	12	1:34.858	13	1:35.331	14	1:35.605	15	1:35.835	16	1:36.278
17	1:35.939	pit	1:44.122	19	2:14.979	20	1:39.094	21	1:34.393	22	1:34.150	23	1:34.113	24	1:33.555
25	1:33.616	26	1:33.407	27	1:33.605	28	1:33.875	29	1:33.950	30	1:34.223	31	1:35.170	32	1:35.421
33	1:35.577	34	1:35.840	35	1:35.606	36	1:35.382	37	1:35.303	38	1:35.426				

DTM Hockenheim II
Hockenheimring BW, length 4574 m
04. - 06.10.2019
DTM



Lap by Lap race 1, 05.10.2019

DMSB-Reg.No.: 260/19

47 Joel Eriksson , CATL BMW M4 DTM / SWE															
1	1:43.580	2	1:34.388	3	1:33.429	4	1:33.141	5	1:33.598	6	1:33.228	7	1:34.078	8	1:34.756
9	1:33.953	10	1:33.894	11	1:34.469	12	1:34.820	13	1:35.088	14	1:35.237	15	1:35.252	pit	1:40.864
17	2:03.492	18	1:35.675	19	1:43.466	20	1:41.490	21	2:16.058	22	1:40.389	23	1:33.484	24	1:33.786
25	1:33.353	26	1:33.180	27	1:33.376	28	1:33.556	29	1:33.782	30	1:34.406	31	1:35.786	32	1:37.409
33	1:34.776	34	1:34.558	35	1:34.438	36	1:33.722	37	1:34.083	38	1:34.776				

51 Nico Müller , Castrol EDGE Audi RS 5 DTM / CHE															
1	1:42.657	2	1:33.431	3	1:35.925	4	1:32.996	5	1:33.534	6	1:33.230	7	1:32.721	8	1:32.857
9	1:33.407	10	1:33.872	11	1:33.523	12	1:34.107	13	1:34.785	14	1:34.968	15	1:34.938	16	1:34.738
17	1:34.404	18	1:34.312	pit	1:43.089	20	2:18.542	21	2:21.227	22	1:36.844	23	1:33.128	24	1:33.197
25	1:30.927	26	1:31.448	27	1:31.730	28	1:32.052	29	1:32.904	30	1:32.138	31	1:32.801	32	1:33.060
pit	1:38.256	pit	2:05.846	35	1:50.354	36	1:35.195	37	1:34.494	38	1:34.907				

53 Jamie Green , Hoffmann Group Audi RS 5 DTM / GBR															
1	1:45.966	2	1:34.202	3	1:33.527	4	1:33.317	5	1:33.223	6	1:32.620	7	1:33.274	8	1:34.449
9	1:34.284	10	1:33.890	11	1:34.373	12	1:34.810	13	1:35.231	14	1:35.064	15	1:35.957	pit	1:40.207
17	2:03.887	18	1:34.987	19	1:44.012	20	1:41.228	21	2:15.744	22	1:38.163	23	1:33.006	24	1:35.077
25	1:32.544	26	1:32.901	27	1:34.402	28	1:33.500	29	1:33.923	30	1:35.416	31	1:36.140	32	1:35.282
33	1:35.185	34	1:36.919	35	1:35.427	36	1:35.997	37	1:35.699	38	1:35.557				

76 Jake Dennis , Aston Martin Vantage DTM / GBR															
1	1:43.384	2	1:34.312	3	1:33.116	4	1:33.029	5	1:33.368	6	1:33.466	7	1:33.508	8	1:34.241
9	1:33.933	10	1:34.036	11	1:34.134	12	1:34.662	13	1:34.664	14	1:35.103	15	1:35.056	16	1:34.942
17	1:35.335	pit	1:40.808	19	2:09.826	20	1:46.018	21	2:16.872	22	1:38.047	23	1:32.992	24	1:33.230
25	1:33.289	26	1:33.027	27	1:34.395	28	1:33.536	29	1:34.557	30	1:34.435	31	1:36.533	32	1:35.979
33	1:34.852	34	1:36.159	35	1:36.467	36	1:36.524	37	1:35.495	38	1:35.615				

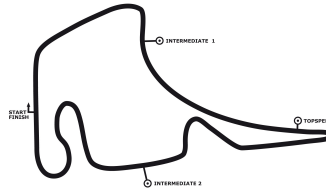
99 Mike Rockenfeller , Akrapovic Audi RS 5 DTM / DEU															
1	1:39.500	2	1:33.119	3	1:33.334	4	1:32.142	5	1:31.872	6	1:32.343	7	1:33.043	8	1:33.024
9	1:33.582	10	1:33.570	11	1:33.727	12	1:35.276	13	1:35.170	14	1:35.666	pit	1:40.377	16	2:04.143
17	1:32.493	18	1:32.606	19	1:41.367	20	1:53.826	21	2:22.909	22	1:34.927	23	1:32.298	24	1:32.039
25	1:32.057	26	1:32.191	27	1:32.470	28	1:32.931	29	1:33.068	30	1:33.598	31	1:33.333	32	1:33.856
33	1:33.803	34	1:34.276	35	1:34.736	36	1:34.266	37	1:34.065	38	1:34.642				

DTM Hockenheim II

Hockenheimring BW, length 4574 m

04. - 06.10.2019

DTM



DMSB-Reg.No.: 260/19

Lap Analysis race 1, 05.10.2019

1 Jenson Button , Honda NSX-GT / GBR

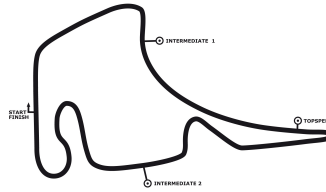
theoretical besttime: 1:32.513

Lap	Time	S1	V1	S2	V2	S3	V3	Vmax	Lap	Time	S1	V1	S2	V2	S3	V3	Vmax
1	1:42.272	27.684	164	44.466	211	30.122	221	270	20	1:39.505	21.629	166	45.201	209	32.675	147	262
2	1:34.810	21.501	172	43.604	213	29.705	220	276	21	2:13.528	29.064	129	58.069	120	46.395	123	132
3	1:32.864	20.593	175	42.935	212	29.336	219	272	22	1:39.519	23.722	146	45.199	213	30.598	220	271
4	1:32.698	20.242	173	42.997	212	29.459	219	272	23	1:33.283	20.474	176	43.270	212	29.539	221	274
5	1:33.001	20.265	173	43.162	210	29.574	220	270	24	1:33.883	20.291	177	43.228	212	30.364	221	274
6	1:33.410	20.345	171	43.374	208	29.691	218	272	25	1:33.007	20.372	176	42.965	213	29.670	220	274
7	1:33.489	20.457	170	43.309	208	29.723	219	272	26	1:32.817	20.305	176	42.954	213	29.558	223	274
8	1:33.718	20.481	171	43.483	210	29.754	219	272	27	1:33.705	20.366	177	43.183	213	30.156	222	276
9	1:33.788	20.444	170	43.397	208	29.947	217	272	28	1:33.719	20.575	173	43.299	211	29.845	222	277
10	1:34.294	20.495	169	43.601	208	30.198	218	271	29	1:33.868	20.428	175	43.313	210	30.127	222	279
11	1:34.951	20.712	166	43.936	208	30.303	217	272	30	1:34.399	20.652	177	43.502	210	30.245	221	279
12	1:34.617	20.773	170	43.565	206	30.279	217	272	31	1:36.069	20.577	174	43.527	210	31.965	218	275
13	1:34.632	20.704	167	43.714	208	30.214	218	270	32	1:35.455	20.932	175	43.826	210	30.697	220	276
14	1:34.901	20.711	169	43.783	207	30.407	218	271	33	1:35.231	20.696	173	43.786	210	30.749	221	279
15	1:35.185	20.800	169	43.871	207	30.514	216	271	34	1:34.746	20.558	174	43.841	210	30.347	218	274
16	1:35.326	20.813	168	43.976	206	30.537	216	272	35	1:34.610	20.720	171	43.607	209	30.283	219	272
17	1:40.894	20.807	170	43.841	208			270	36	1:34.258	20.696	174	43.253	210	30.309	219	274
18	2:17.073	1:01.378	138	45.357	210	30.338	219	263	37	1:34.288	20.570	172	43.386	210	30.332	219	274
19	1:39.576	22.060	150	46.638	210	30.878	219	210	38	1:35.051	20.694	173	43.949	208	30.408	219	273

3 Paul Di Resta , Aston Martin Vantage DTM / GBR

theoretical besttime: 1:32.406

Lap	Time	S1	V1	S2	V2	S3	V3	Vmax	Lap	Time	S1	V1	S2	V2	S3	V3	Vmax
1	1:44.905	29.146	168	45.165	208	30.594	217	274	20	1:40.015	21.454	165	45.289	205	33.272	137	262
2	1:34.780	20.993	173	43.882	209	29.905	218	268	21	2:13.926	27.925	123	58.736	122	47.265	127	127
3	1:33.625	20.458	173	43.488	206	29.679	220	283	22	1:38.798	23.425	157	45.304	209	30.069	219	263
4	1:33.181	20.405	175	43.179	210	29.597	220	284	23	1:33.148	20.409	173	43.211	212	29.528	218	270
5	1:33.303	20.353	173	43.145	209	29.805	219	281	24	1:32.800	20.277	174	43.059	210	29.464	222	282
6	1:34.567	20.480	173	44.184	208	29.903	217	284	25	1:33.032	20.171	174	43.126	213	29.735	219	271
7	1:33.532	20.434	172	43.269	209	29.829	218	281	26	1:33.182	20.340	173	43.104	209	29.738	219	286
8	1:33.880	20.377	172	43.566	209	29.937	215	270	27	1:33.740	20.328	173	43.531	208	29.881	220	283
9	1:34.162	20.469	171	43.682	208	30.011	217	272	28	1:33.522	20.431	172	43.183	210	29.908	220	285
10	1:34.211	20.496	173	43.625	208	30.090	216	272	29	1:33.232	20.483	172	43.086	209	29.663	220	284
11	1:34.565	20.724	171	43.637	208	30.204	216	271	30	1:33.843	20.385	170	43.705	210	29.753	216	270
12	1:34.895	20.636	171	43.831	206	30.428	216	270	31	1:35.171	20.522	171	44.840	208	29.809	217	262
13	1:35.227	20.759	170	44.022	206	30.446	217	270	32	1:34.119	20.523	171	43.661	208	29.935	215	270
14	1:34.579	20.688	171	43.619	207	30.272	217	281	33	1:34.513	20.614	169	43.748	210	30.151	216	269
15	1:40.201	20.749	169	44.025	205			269	34	1:34.565	20.677	169	43.771	208	30.117	218	270
16	2:09.007	54.629	156	44.926	208	29.452	218	258	35	1:34.957	20.777	171	43.892	208	30.288	219	271
17	1:32.547	20.312	175	42.913	213	29.322	217	266	36	1:34.905	20.567	170	43.980	208	30.358	216	272
18	1:32.995	20.265	173	42.965	212	29.765	198	267	37	1:34.550	20.589	169	43.767	208	30.194	217	272
19	1:46.329	24.646	137	49.832	203	31.851	212	218	38	1:34.878	20.763	165	43.829	208	30.286	213	281



Lap Analysis race 1, 05.10.2019

4 Robin Frijns , Aral Ultimate Audi RS 5 DTM / NLD									theoretical besttime: 1:31.670								
Lap	Time	S1	V1	S2	V2	S3	V3	Vmax	Lap	Time	S1	V1	S2	V2	S3	V3	Vmax
1	1:42.917	28.165	155	44.440	212	30.312	220	269	20	1:49.898	21.808	158	46.155	156	41.935	175	266
2	1:33.686	21.007	175	43.108	210	29.571	219	285	21	2:19.540	27.756	137	59.946	117	51.838	119	231
3	1:32.350	20.403	171	42.865	211	29.082	222	280	22	1:36.650	22.895	163	43.900	210	29.855	220	270
4	1:32.702	20.303	173	43.305	211	29.094	219	267	23	1:33.047	20.318	171	43.293	212	29.436	218	270
5	1:32.660	20.300	172	43.155	211	29.205	217	267	24	1:32.979	20.238	171	43.563	210	29.178	218	284
6	1:33.356	20.386	163	43.720	210	29.250	218	267	25	1:32.813	20.182	172	43.404	211	29.227	219	268
7	1:33.590	20.566	167	43.634	206	29.390	218	268	26	1:32.414	20.291	172	42.902	210	29.221	219	280
8	1:33.245	20.372	170	43.482	207	29.391	218	267	27	1:32.353	20.154	173	42.950	210	29.249	220	281
9	1:33.356	20.309	170	43.550	209	29.497	219	266	28	1:32.907	20.288	173	43.324	210	29.295	219	267
10	1:33.719	20.488	172	43.613	208	29.618	218	269	29	1:32.969	20.238	172	43.400	210	29.331	219	268
11	1:34.072	20.598	169	43.650	210	29.824	217	268	30	1:33.410	20.520	171	43.428	210	29.462	219	269
12	1:34.959	20.836	170	43.921	205	30.202	218	282	31	1:33.861	20.434	172	43.966	208	29.461	219	267
13	1:34.560	21.019	172	43.546	208	29.995	217	280	32	1:33.427	20.488	172	43.182	210	29.757	214	281
14	1:34.804	20.698	170	43.994	207	30.112	216	266	33	1:33.733	20.661	171	43.180	208	29.892	216	281
15	1:39.539	20.648	170	43.977	207			266	34	1:35.443	21.196	162	43.924	207	30.323	217	279
16	2:04.126	50.311	148	44.586	208	29.229	220	260	35	1:34.767	20.858	171	43.854	206	30.055	216	267
17	1:31.879	20.363	172	42.513	212	29.003	223	279	36	1:34.779	20.874	172	43.807	207	30.098	218	267
18	1:33.442	20.208	173	43.160	213	30.074	208	267	37	1:34.890	20.762	170	43.933	207	30.195	216	267
19	1:44.892	27.419	147	45.956	205	31.517	216	265	38	1:35.009	20.876	173	43.641	205	30.492	217	281

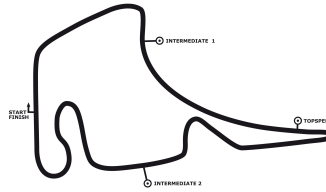
7 Bruno Spengler , BMW Bank M4 DTM / CAN									theoretical besttime: 1:32.480								
Lap	Time	S1	V1	S2	V2	S3	V3	Vmax	Lap	Time	S1	V1	S2	V2	S3	V3	Vmax
1	1:43.970	28.788	159	44.903	209	30.279	219	273	20	1:41.170	21.472	175	45.194	195	34.504	146	264
2	1:34.578	20.986	175	43.865	210	29.727	219	272	21	2:14.975	28.491	134	58.538	125	47.946	120	163
3	1:33.946	20.491	175	43.776	212	29.679	218	270	22	1:39.407	23.656	159	45.322	206	30.429	220	270
4	1:33.105	20.354	175	43.302	210	29.449	218	281	23	1:33.171	20.433	176	43.364	212	29.374	219	271
5	1:33.275	20.245	175	43.153	209	29.877	217	279	24	1:34.010	20.294	177	43.550	211	30.166	220	274
6	1:34.768	20.503	174	44.625	210	29.640	217	269	25	1:32.644	20.392	176	42.861	212	29.391	223	285
7	1:33.485	20.335	174	43.513	210	29.637	217	269	26	1:32.949	20.358	177	43.121	211	29.470	219	270
8	1:33.980	20.437	173	43.649	209	29.894	218	267	27	1:33.390	20.342	177	43.393	211	29.655	219	274
9	1:34.292	20.609	174	43.732	208	29.951	218	270	28	1:33.511	20.514	175	43.287	210	29.710	219	270
10	1:34.112	20.666	173	43.401	208	30.045	217	282	29	1:34.111	20.590	175	43.503	210	30.018	217	287
11	1:34.489	20.724	174	43.751	208	30.014	216	269	30	1:34.492	20.782	176	43.498	210	30.212	218	284
12	1:34.898	20.771	173	43.904	206	30.223	216	268	31	1:36.199	20.707	176	43.697	209	31.795	216	272
13	1:35.411	20.865	172	44.110	206	30.436	216	268	32	1:34.441	21.110	171	43.522	209	29.809	216	283
14	1:35.936	20.928	171	44.527	205	30.481	215	268	33	1:33.524	20.591	173	43.185	209	29.748	217	281
15	1:35.478	20.809	172	44.074	207	30.595	216	268	34	1:33.452	20.587	174	43.017	210	29.848	218	281
16	1:35.611	20.893	172	44.191	207	30.527	215	267	35	1:34.262	20.661	173	43.357	208	30.244	217	281
17	1:35.227	20.837	173	44.036	208	30.354	216	267	36	1:34.787	20.754	173	43.576	208	30.457	217	282
18	1:40.469	20.793	172	44.184	208			266	37	1:34.833	20.842	174	43.806	208	30.185	217	270
19	2:11.023	51.144	143	49.262	203	30.617	216	209	38	1:34.837	20.732	171	43.652	207	30.453	216	281

DTM Hockenheim II

Hockenheimring BW, length 4574 m

04. - 06.10.2019

DTM



Lap Analysis race 1, 05.10.2019

DMSB-Reg.No.: 260/19

11 Marco Wittmann, Schaeffler BMW M4 DTM / DEU

theoretical besttime: 1:31.061

Lap	Time	S1	V1	S2	V2	S3	V3	Vmax	Lap	Time	S1	V1	S2	V2	S3	V3	Vmax
1	1:39.887	25.899	171	44.367	209	29.621	219	270	20	1:54.519	22.727	164	50.124	161	41.668	159	266
2	1:33.349	20.601	174	43.279	211	29.469	219	270	21	2:23.577	29.182	117	59.614	144	54.781	108	203
3	1:33.214	20.329	174	43.338	213	29.547	217	283	22	1:34.335	21.991	173	43.234	213	29.110	220	271
4	1:32.163	20.119	173	42.895	212	29.149	219	286	23	1:31.767	20.005	173	42.898	213	28.864	220	270
5	1:32.401	20.058	173	43.171	210	29.172	219	269	24	1:31.135	19.785	173	42.412	213	28.938	220	282
6	1:32.698	20.039	172	43.351	210	29.308	218	268	25	1:31.462	19.855	174	42.625	212	28.982	220	284
7	1:32.664	20.152	172	43.048	208	29.464	217	281	26	1:32.913	19.915	173	43.664	209	29.334	219	270
8	1:33.241	20.238	171	43.430	208	29.573	218	270	27	1:31.842	19.943	171	42.725	211	29.174	219	283
9	1:33.411	20.245	172	43.467	208	29.699	217	270	28	1:32.568	20.054	172	43.242	211	29.272	219	269
10	1:33.382	20.310	171	43.374	208	29.698	218	270	29	1:32.536	20.032	173	43.154	210	29.350	218	270
11	1:33.577	20.374	171	43.408	210	29.795	216	270	30	1:32.796	20.207	171	43.251	211	29.338	218	269
12	1:33.705	20.422	169	43.385	208	29.898	217	284	31	1:33.028	20.343	170	43.275	210	29.410	218	269
13	1:33.845	20.445	169	43.471	208	29.929	217	281	32	1:32.966	20.265	170	43.093	209	29.608	220	282
14	1:33.997	20.558	170	43.375	208	30.064	216	281	33	1:33.417	20.490	169	43.173	209	29.754	218	281
15	1:34.310	20.578	169	43.842	208	29.890	217	269	34	1:33.142	20.337	170	43.112	209	29.693	217	282
16	1:34.429	20.528	169	43.775	208	30.126	216	269	35	1:33.814	20.479	170	43.575	209	29.760	217	269
17	1:39.022	20.533	171	43.773	208			269	36	1:34.239	20.494	171	43.587	208	30.158	216	269
18	2:02.072	48.677	160	44.202	210	29.193	219	257	37	1:33.933	20.416	170	43.699	208	29.818	218	269
19	1:43.445	22.584	152	47.423	201	33.438	211	249	38	1:33.840	20.448	169	43.612	208	29.780	218	268

16 Timo Glock, JIVS BMW M4 DTM / DEU

theoretical besttime: 1:31.711

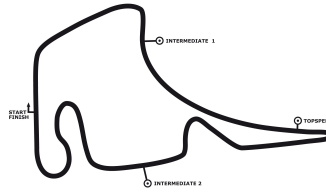
Lap	Time	S1	V1	S2	V2	S3	V3	Vmax	Lap	Time	S1	V1	S2	V2	S3	V3	Vmax
1	1:40.807	26.821	173	44.238	207	29.748	217	271	20	1:52.764	22.002	153	49.131	142	41.631	167	266
2	1:32.872	20.453	173	43.013	209	29.406	217	281	21	2:21.861	28.745	116	59.487	141	53.629	113	190
3	1:33.044	20.205	175	43.236	211	29.603	220	281	22	1:36.368	22.853	167	43.888	208	29.627	216	268
4	1:32.866	20.344	173	43.283	209	29.239	217	270	23	1:33.189	20.303	171	43.525	210	29.361	217	268
5	1:32.162	20.016	173	42.751	209	29.395	218	281	24	1:34.671	20.196	169	44.604	207	29.871	217	281
6	1:32.861	20.081	172	43.418	207	29.362	217	281	25	1:32.925	20.309	170	43.139	211	29.477	218	282
7	1:33.203	20.170	170	43.411	206	29.622	217	281	26	1:32.929	20.180	171	43.097	209	29.652	216	280
8	1:33.049	20.288	171	43.148	208	29.613	219	281	27	1:32.870	20.254	168	43.062	208	29.554	217	281
9	1:34.081	20.491	169	43.749	206	29.841	216	269	28	1:33.262	20.330	171	43.199	206	29.733	216	281
10	1:39.204	20.437	169	44.129	207			270	29	1:33.700	20.450	171	43.615	208	29.635	217	269
11	2:15.509	1:01.217	157	44.719	207	29.573	217	260	30	1:34.007	20.583	168	43.679	208	29.745	218	268
12	1:32.583	20.453	174	43.152	211	28.978	218	267	31	1:34.173	20.483	168	43.687	208	30.003	216	266
13	1:32.015	20.019	173	43.051	212	28.945	217	266	32	1:34.927	20.620	166	44.261	208	30.046	215	267
14	1:32.216	20.055	173	43.133	211	29.028	218	267	33	1:35.961	20.551	170	44.849	204	30.561	217	268
15	1:32.761	20.338	173	43.224	210	29.199	218	266	34	1:35.412	20.570	169	44.529	205	30.313	214	266
16	1:32.796	20.214	173	43.277	210	29.305	217	267	35	1:34.973	20.862	166	43.981	208	30.130	218	268
17	1:32.222	20.131	173	42.750	211	29.341	220	280	36	1:34.652	20.630	170	44.030	208	29.992	216	268
18	1:33.395	20.217	171	43.357	211	29.821	214	267	37	1:34.522	20.662	168	43.798	208	30.062	217	268
19	1:40.843	20.829	160	45.562	190	34.452	177	266	38	1:35.053	20.632	168	44.190	206	30.231	214	267

DTM Hockenheim II

Hockenheimring BW, length 4574 m

04. - 06.10.2019

DTM



DMSB-Reg.No.: 260/19

Lap Analysis race 1, 05.10.2019

21 Pietro Fittipaldi , WRT Audi RS 5 DTM / BRA

theoretical besttime: 1:31.862

Lap	Time	S1	V1	S2	V2	S3	V3	Vmax	Lap	Time	S1	V1	S2	V2	S3	V3	Vmax
1	1:46.245	30.151	162	45.191	208	30.903	219	274	20	1:46.468	21.683	154	47.114	197	37.671	140	265
2	1:34.712	21.468	175	43.290	210	29.954	219	288	21	2:17.169	27.714	144	59.239	114	50.216	115	211
3	1:33.546	20.583	171	43.396	211	29.567	219	271	22	1:45.257	23.339	160	51.641	198	30.277	216	267
4	1:33.451	20.311	174	43.439	210	29.701	218	288	23	1:33.926	20.630	173	43.676	209	29.620	216	270
5	1:33.595	20.468	171	43.416	208	29.711	217	268	24	1:40.316	20.516	172	44.046	210			269
6	1:34.042	20.560	171	43.574	209	29.908	216	270	25	1:49.965	37.039	175	43.389	209	29.537	219	269
7	1:34.614	20.489	173	44.073	209	30.052	218	290	26	1:33.261	20.398	173	43.344	210	29.519	218	266
8	1:33.754	20.440	173	43.489	210	29.825	218	271	27	1:33.930	20.444	171	43.597	209	29.889	218	268
9	1:34.166	20.518	172	43.652	208	29.996	216	270	28	1:33.846	20.413	172	43.547	208	29.886	218	267
10	1:34.880	20.715	171	43.799	209	30.366	216	270	29	1:33.787	20.337	171	43.618	208	29.832	217	267
11	1:40.096	20.645	172	43.779	206			270	30	1:33.955	20.448	167	43.590	209	29.917	218	267
12	2:04.332	49.351	154	45.271	206	29.710	217	262	31	1:34.447	20.547	167	43.919	210	29.981	219	267
13	1:32.585	20.345	174	43.179	210	29.061	219	266	32	1:34.872	20.649	168	43.957	207	30.266	220	279
14	1:32.427	20.092	174	43.182	211	29.153	219	266	33	1:34.316	20.676	173	43.473	207	30.167	219	281
15	1:32.243	20.039	175	42.989	211	29.215	219	267	34	1:34.421	20.667	168	43.609	207	30.145	219	281
16	1:32.211	20.147	174	42.762	210	29.302	221	281	35	1:34.377	20.630	170	43.497	208	30.250	220	280
17	1:32.795	20.172	173	43.161	211	29.462	219	269	36	1:34.637	20.781	172	43.609	206	30.247	219	282
18	1:35.187	20.209	177	43.060	209	31.918	194	284	37	1:35.568	20.871	169	44.206	207	30.491	217	268
19	1:45.192	24.581	122	48.677	196	31.934	212	235	38	1:35.553	20.940	172	44.265	208	30.348	216	266

23 Daniel Juncadella , Aston Martin Vantage DTM / ESP

theoretical besttime: 1:33.222

Lap	Time	S1	V1	S2	V2	S3	V3	Vmax	Lap	Time	S1	V1	S2	V2	S3	V3	Vmax
1	1:45.697	28.944	162	45.627	206	31.126	210	273	11	1:34.590	20.822	169	43.936	208	29.832	214	267
2	1:35.808	21.826	171	43.983	209	29.999	217	267	12	1:34.162	20.587	170	43.693	207	29.882	218	281
3	1:33.741	20.743	171	43.610	211	29.388	217	266	13	1:35.007	20.650	169	44.372	207	29.985	214	264
4	1:33.328	20.413	173	43.421	212	29.494	216	267	14	1:35.318	20.780	166	44.246	206	30.292	214	266
5	1:33.659	20.581	170	43.656	210	29.422	215	266	15	1:35.530	20.873	162	44.443	207	30.214	214	265
6	1:33.964	20.585	172	43.669	209	29.710	216	267	16	1:35.605	20.913	166	44.340	205	30.352	214	264
7	1:34.359	20.562	171	43.888	207	29.909	216	267	17	1:35.452	20.899	169	44.257	206	30.296	213	268
8	1:34.142	20.687	170	43.811	208	29.644	217	266	18	1:35.427	20.981	166	44.164	206	30.282	217	276
9	1:34.174	20.504	170	43.883	207	29.787	216	267	19	1:54.655	22.375	149	48.348	169			261
10	1:34.782	20.632	170	44.260	207	29.890	214	265	20	2:56.899	53.320	124	1:14.409	106			108

25 Philipp Eng , ZF BMW M4 DTM / AUT

theoretical besttime: 1:32.872

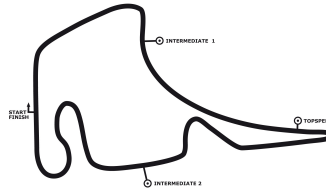
Lap	Time	S1	V1	S2	V2	S3	V3	Vmax	Lap	Time	S1	V1	S2	V2	S3	V3	Vmax
1	1:45.722	29.386	164	45.678	203	30.658	216	273	10	1:34.484	20.546	172	43.936	206	30.002	216	267
2	1:34.809	20.934	173	44.104	208	29.771	218	268	11	1:34.780	20.686	170	44.071	207	30.023	216	267
3	1:33.452	20.444	173	43.243	208	29.765	219	282	12	1:34.856	20.635	170	44.013	206	30.208	215	267
4	1:33.514	20.463	173	43.666	208	29.385	220	285	13	1:34.907	20.664	171	44.051	207	30.192	215	266
5	1:33.366	20.244	173	43.530	207	29.592	217	268	14	1:35.422	20.875	169	44.239	204	30.308	216	266
6	1:34.279	20.361	172	43.690	209	30.228	217	267	15	1:35.417	20.837	169	44.175	206	30.405	216	267
7	1:34.523	20.561	170	44.170	207	29.792	218	284	16	1:35.859	20.979	170	44.342	206	30.538	215	267
8	1:33.488	20.305	172	43.416	208	29.767	219	280	17	1:35.490	20.852	171	44.228	207	30.410	216	267
9	1:34.348	20.459	170	44.019	206	29.870	216	268									

DTM Hockenheim II

Hockenheimring BW, length 4574 m

04. - 06.10.2019

DTM



DMSB-Reg.No.: 260/19

Lap Analysis race 1, 05.10.2019

27 Jonathan Aberdein , WRT Audi RS 5 DTM / RSA

theoretical besttime: 1:31.915

Lap	Time	S1	V1	S2	V2	S3	V3	Vmax	Lap	Time	S1	V1	S2	V2	S3	V3	Vmax
1	1:42.191	27.096	164	44.781	210	30.314	212	268	20	1:49.064	21.515	168	45.582	163	41.967	160	264
2	1:33.424	20.824	172	43.327	210	29.273	220	270	21	2:18.961	27.849	126	59.524	109	51.588	114	205
3	1:32.481	20.229	172	43.086	213	29.166	218	282	22	1:46.945	23.255	159	54.030	208	29.660	219	269
4	1:32.772	20.264	172	43.274	213	29.234	218	269	23	1:33.005	20.413	173	43.325	213	29.267	220	267
5	1:32.782	20.222	173	43.331	205	29.229	218	269	24	1:32.467	20.265	176	42.982	212	29.220	220	282
6	1:32.857	20.358	169	43.323	210	29.176	219	269	25	1:32.192	20.466	176	42.700	213	29.026	221	279
7	1:32.968	20.195	171	43.379	209	29.394	218	269	26	1:32.726	20.263	174	43.295	210	29.168	219	267
8	1:33.150	20.354	173	43.403	210	29.393	219	268	27	1:32.852	20.290	174	43.388	210	29.174	219	267
9	1:33.265	20.189	170	43.240	210	29.836	217	284	28	1:33.045	20.277	172	43.422	211	29.346	219	267
10	1:34.550	20.604	172	43.727	210	30.219	216	271	29	1:33.379	20.356	173	43.497	209	29.526	219	267
11	1:33.525	20.743	170	43.128	209	29.654	220	281	30	1:33.739	20.431	174	43.414	211	29.894	218	270
12	1:34.084	20.592	172	43.842	207	29.650	217	267	31	1:35.742	20.743	176	44.036	212	30.963	218	285
13	1:34.481	20.611	171	44.013	208	29.857	218	267	32	1:36.415	21.536	170	44.153	203	30.726	217	285
14	1:34.227	20.521	171	43.781	207	29.925	217	267	33	1:35.022	20.643	171	43.772	206	30.607	216	285
15	1:34.651	20.567	171	43.933	207	30.151	218	268	34	1:34.228	20.740	168	43.567	208	29.921	218	288
16	1:39.991	20.605	172	43.814	208			266	35	1:36.469	20.779	171	44.650	199	31.040	213	287
17	2:06.707	50.104	142	46.404	206	30.199	218	260	36	1:43.254	21.093	170	44.076	198	38.085	215	287
18	1:34.683	20.383	175	43.061	212	31.239	205	281	37	1:36.200	21.187	170	44.694	204	30.319	215	267
19	1:42.702	24.883	126	46.814	208	31.005	216	255	38	1:36.683	20.917	171	44.531	206	31.235	213	267

28 Loic Duval , MASCOT WORKWEAR Audi RS 5 DTM / FRA

theoretical besttime: 1:32.030

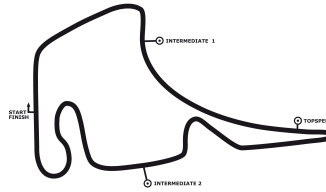
Lap	Time	S1	V1	S2	V2	S3	V3	Vmax	Lap	Time	S1	V1	S2	V2	S3	V3	Vmax
1	1:41.165	26.626	172	45.076	208	29.463	220	269	20	1:48.035	21.387	156	46.084	201	40.564	150	264
2	1:33.294	20.675	173	43.398	211	29.221	219	269	21	2:17.857	28.018	135	59.206	113	50.633	121	199
3	1:32.837	20.356	170	43.357	213	29.124	219	266	22	1:37.538	23.150	151	44.878	209	29.510	219	266
4	1:32.791	20.348	171	43.049	212	29.394	219	282	23	1:33.272	20.442	171	43.439	211	29.391	218	268
5	1:32.578	20.293	172	43.224	211	29.061	219	270	24	1:33.314	20.316	170	43.049	211	29.949	222	281
6	1:32.974	20.266	170	43.380	208	29.328	218	267	25	1:34.041	20.495	172	43.612	212	29.934	219	282
7	1:32.980	20.291	169	43.339	209	29.350	220	281	26	1:33.041	20.551	172	42.911	211	29.579	222	284
8	1:33.411	20.323	171	43.571	209	29.517	218	270	27	1:33.083	20.419	173	43.413	210	29.251	222	287
9	1:33.342	20.375	170	43.235	209	29.732	220	282	28	1:33.043	20.301	171	43.347	210	29.395	218	270
10	1:34.787	20.627	171	43.853	210	30.307	216	282	29	1:33.512	20.493	170	43.348	211	29.671	217	268
11	1:34.963	20.691	168	44.131	209	30.141	216	267	30	1:33.828	20.606	172	43.585	212	29.637	218	267
12	1:35.184	20.870	170	44.013	207	30.301	216	266	31	1:33.925	20.517	171	43.515	210	29.893	218	268
13	1:35.766	21.079	169	44.424	206	30.263	217	267	32	1:34.435	20.588	171	43.741	210	30.106	220	283
14	1:40.556	21.017	169	43.982	207			270	33	1:35.856	20.672	171	44.257	205	30.927	215	284
15	2:06.434	51.400	159	45.391	208	29.643	216	257	34	1:33.903	20.706	171	43.275	210	29.922	218	284
16	1:32.730	20.311	172	43.406	212	29.013	219	265	35	1:34.529	20.859	170	43.817	209	29.853	218	267
17	1:33.270	20.222	173	43.050	213	29.998	216	267	36	1:34.658	20.832	169	43.841	209	29.985	216	269
18	1:34.470	20.298	174	42.795	211	31.377	202	285	37	1:34.831	20.796	170	43.957	209	30.078	216	267
19	1:44.116	24.611	133	48.332	201	31.173	216	245	38	1:34.823	20.747	170	44.019	210	30.057	216	266

DTM Hockenheim II

Hockenheimring BW, length 4574 m

04. - 06.10.2019

DTM



DMSB-Reg.No.: 260/19

Lap Analysis race 1, 05.10.2019

31 Sheldon Van der Linde , Shell BMW M4 DTM / RSA

theoretical besttime: 1:31.827

Lap	Time	S1	V1	S2	V2	S3	V3	Vmax	Lap	Time	S1	V1	S2	V2	S3	V3	Vmax
1	1:44.438	28.466	157	45.534	210	30.438	218	266	20	2:07.242	50.144	139	47.435	210	29.663	217	223
2	1:34.596	20.899	175	43.879	210	29.818	219	270	21	1:54.344	20.659	172	47.673	116	46.012	138	266
3	1:33.800	20.516	175	43.554	213	29.730	219	270	22	1:38.170	23.531	159	44.749	207	29.890	219	272
4	1:33.128	20.475	175	43.110	211	29.543	220	284	23	1:32.887	20.314	174	43.183	213	29.390	218	273
5	1:33.348	20.450	175	42.961	210	29.937	219	282	24	1:34.261	20.476	172	44.239	207	29.546	220	271
6	1:35.449	20.523	174	44.854	207	30.072	217	271	25	1:32.676	20.163	174	43.168	211	29.345	218	268
7	1:33.619	20.473	173	43.136	212	30.010	218	284	26	1:33.148	20.360	173	42.934	210	29.854	219	286
8	1:33.779	20.540	173	43.294	210	29.945	219	284	27	1:33.809	20.429	173	43.213	207	30.167	218	286
9	1:34.341	20.592	173	43.606	210	30.143	217	271	28	1:33.482	20.391	173	43.221	209	29.870	218	287
10	1:34.320	20.597	172	43.714	210	30.009	216	270	29	1:34.169	20.455	173	43.562	210	30.152	213	274
11	1:39.317	20.634	172	43.721	209		271		30	1:34.459	20.710	171	43.518	209	30.231	217	288
12	2:04.086	48.470	149	45.855	207	29.761	218	262	31	1:37.209	20.679	169	43.916	203	32.614	212	287
13	1:32.292	20.552	175	42.670	213	29.070	221	279	32	1:36.276	21.443	166	44.594	206	30.239	216	268
14	1:32.198	20.176	174	43.028	213	28.994	219	267	33	1:35.080	20.741	169	44.119	208	30.220	217	269
15	1:32.778	20.346	175	43.374	213	29.058	219	268	34	1:37.297	21.059	162	45.553	205	30.685	217	282
16	1:33.137	20.201	173	43.451	210	29.485	218	268	35	1:40.634	20.928	170	44.058	208			267
17	1:33.975	20.356	172	43.469	204	30.150	218	268	36	1:51.983	37.369	169	44.185	206	30.429	214	269
18	1:35.614	20.502	173	43.574	210	31.538	190	280	37	1:35.037	20.796	173	43.856	208	30.385	216	268
19	1:48.813	24.549	133	48.276	197			248	38	1:35.359	20.807	172	44.054	209	30.498	215	266

33 René Rast , Audi Sport RS 5 DTM / DEU

theoretical besttime: 1:31.154

Lap	Time	S1	V1	S2	V2	S3	V3	Vmax	Lap	Time	S1	V1	S2	V2	S3	V3	Vmax
1	1:38.816	25.561	172	43.836	210	29.419	219	267	20	1:54.123	22.468	163	49.826	165	41.829	148	263
2	1:32.815	20.414	173	43.278	209	29.123	218	268	21	2:24.093	28.919	122	59.770	160	55.404	117	197
3	1:32.717	20.399	173	43.293	210	29.025	218	267	22	1:33.761	21.819	171	43.214	212	28.728	221	267
4	1:32.263	20.257	172	43.061	210	28.945	218	269	23	1:31.444	19.937	172	42.864	213	28.643	220	269
5	1:32.295	20.036	172	43.084	210	29.175	217	268	24	1:31.546	19.947	173	42.805	213	28.794	220	268
6	1:32.572	20.164	171	43.233	212	29.175	217	269	25	1:32.614	19.904	175	43.661	212	29.049	220	269
7	1:32.760	20.143	171	43.286	210	29.331	217	269	26	1:31.376	19.943	173	42.638	212	28.795	223	286
8	1:32.670	20.120	171	43.173	210	29.377	217	268	27	1:31.730	19.873	173	42.872	213	28.985	220	270
9	1:33.084	20.162	171	43.379	210	29.543	218	269	28	1:32.046	20.086	173	43.025	213	28.935	220	269
10	1:33.399	20.392	171	43.394	211	29.613	217	269	29	1:32.396	20.106	172	43.078	212	29.212	219	269
11	1:33.565	20.466	169	43.433	210	29.666	216	267	30	1:32.383	20.229	171	43.048	212	29.106	219	270
12	1:33.844	20.597	170	43.470	209	29.777	217	268	31	1:32.784	20.240	171	43.185	212	29.359	218	270
13	1:34.094	20.554	169	43.625	210	29.915	216	267	32	1:33.161	20.340	168	43.374	212	29.447	219	268
14	1:34.474	20.597	169	43.756	207	30.121	215	267	33	1:33.480	20.495	170	43.333	210	29.652	218	270
15	1:34.489	20.789	167	43.807	208	29.893	217	268	34	1:33.636	20.489	171	43.429	210	29.718	218	269
16	1:34.635	20.636	168	43.794	208	30.205	216	267	35	1:33.697	20.631	171	43.364	210	29.702	219	269
17	1:35.298	21.002	165	44.083	208	30.213	217	267	36	1:33.853	20.524	171	43.442	210	29.887	218	269
18	1:40.106	20.831	168	43.916	208			268	37	1:34.079	20.591	170	43.495	210	29.993	218	269
19	2:10.669	49.649	144	47.382	203	33.638	211	231	38	1:34.181	20.601	169	43.688	210	29.892	217	268

35 Tsugio Matsuda , MOTUL AUTECH GT-R / JPN

theoretical besttime: 1:33.423

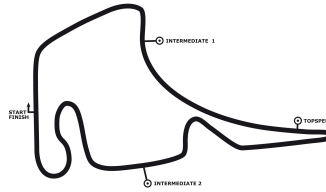
Lap	Time	S1	V1	S2	V2	S3	V3	Vmax	Lap	Time	S1	V1	S2	V2	S3	V3	Vmax
1	28:12.994	26:50	135	51.080	201	31.117	214	257	12	1:34.781	20.811	171	43.893	207	30.077	216	266
2	1:38.025	21.773	167	45.033	208	31.219	217	255	13	1:35.660	20.878	171	44.512	208	30.270	215	267
3	1:39.442	20.982	174	48.791	205	29.669	220	183	14	1:35.389	20.965	171	44.035	209	30.389	214	267
4	1:48.261	20.536	174	47.940	128	39.785	211	266	15	1:35.969	21.058	171	44.358	207	30.553	215	267
5	1:34.164	21.197	175	43.524	210	29.443	218	264	16	1:37.309	21.143	171	45.257	206	30.909	216	267
6	1:34.653	20.717	174	43.986	208	29.950	216	268	17	1:36.193	21.312	169	44.233	208	30.648	214	267
7	1:33.965	20.630	173	43.579	209	29.756	214	267	18	1:37.080	21.572	169	44.487	205	31.021	215	267
8	1:33.619	20.466	174	43.537	208	29.616	216	267	19	1:41.931	21.316	170	44.437	205			267
9	1:36.366	21.995	173	44.228	207	30.143	216	269	20	2:18.467	56.678	137	50.666	204	31.123	215	190
10	1:34.788	20.926	173	43.768	208	30.094	214	269	21	1:34.409	21.282	174	43.694	210	29.433	218	269
11	1:34.367	20.705	170	43.749	209	29.913	215	267									

DTM Hockenheim II

Hockenheimring BW, length 4574 m

04. - 06.10.2019

DTM



DMSB-Reg.No.: 260/19

Lap Analysis race 1, 05.10.2019

37 Ryo Hirakawa , LEXUS TEAM TOM'S LC500 / JPN

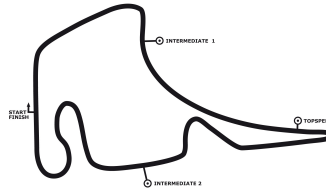
theoretical besttime: 1:32.395

Lap	Time	S1	V1	S2	V2	S3	V3	Vmax	Lap	Time	S1	V1	S2	V2	S3	V3	Vmax
1	1:52.288	30.065	163	45.634	208			269	20	1:39.094	21.761	175	43.826	210	33.507	205	263
2	2:13.491	56.492	145	46.402	205	30.597	216	261	21	1:34.393	21.493	175	43.658	214	29.242	220	265
3	1:34.033	21.052	170	43.634	211	29.347	218	265	22	1:34.150	20.394	177	44.112	208	29.644	221	271
4	1:32.563	20.533	175	43.025	213	29.005	219	266	23	1:34.113	21.341	175	43.408	212	29.364	219	268
5	1:32.536	20.365	174	43.078	211	29.093	219	266	24	1:33.555	20.589	175	43.443	213	29.523	220	271
6	1:32.827	20.420	175	43.147	211	29.260	218	266	25	1:33.616	20.684	176	43.564	213	29.368	219	269
7	1:33.069	20.385	175	43.319	210	29.365	218	267	26	1:33.407	20.586	174	43.432	211	29.389	219	268
8	1:33.389	20.391	173	43.436	209	29.562	217	267	27	1:33.605	20.564	173	43.463	210	29.578	219	267
9	1:34.261	20.661	173	43.828	208	29.772	218	266	28	1:33.875	20.595	173	43.596	209	29.684	218	267
10	1:34.192	20.617	171	43.752	209	29.823	216	266	29	1:33.950	20.710	173	43.547	210	29.693	218	267
11	1:34.604	20.789	171	43.813	208	30.002	216	266	30	1:34.223	20.709	171	43.706	210	29.808	218	267
12	1:34.858	20.767	170	43.998	208	30.093	216	266	31	1:35.170	20.774	171	44.088	209	30.308	218	267
13	1:35.331	20.863	172	44.116	206	30.352	216	266	32	1:35.421	20.997	172	44.086	208	30.338	218	267
14	1:35.605	20.983	173	44.085	208	30.537	216	266	33	1:35.577	21.100	171	44.071	208	30.406	217	267
15	1:35.835	21.038	170	44.279	207	30.518	216	266	34	1:35.840	21.159	173	44.183	207	30.498	217	267
16	1:36.278	21.145	172	44.406	207	30.727	216	266	35	1:35.606	21.093	173	44.105	210	30.408	217	267
17	1:35.939	21.145	171	44.271	209	30.523	216	266	36	1:35.382	20.981	173	44.051	208	30.350	217	267
18	1:44.122	21.210	172	45.911	204			266	37	1:35.303	20.943	170	44.050	207	30.310	217	267
19	2:14.979	56.915	141	46.934	204	31.130	216	259	38	1:35.426	21.001	171	44.183	207	30.242	216	267

47 Joel Eriksson , CATL BMW M4 DTM / SWE

theoretical besttime: 1:32.674

Lap	Time	S1	V1	S2	V2	S3	V3	Vmax	Lap	Time	S1	V1	S2	V2	S3	V3	Vmax
1	1:43.580	28.285	158	45.150	206	30.145	219	271	20	1:41.490	21.817	159	45.160	203	34.513	148	265
2	1:34.388	21.020	173	43.398	211	29.970	222	282	21	2:16.058	28.516	137	58.816	123	48.726	113	169
3	1:33.429	20.542	173	43.523	212	29.364	219	269	22	1:40.389	23.091	160	46.591	206	30.707	218	270
4	1:33.141	20.326	173	43.347	210	29.468	217	269	23	1:33.484	20.616	174	43.408	212	29.460	219	269
5	1:33.598	20.392	173	43.435	208	29.771	220	283	24	1:33.786	20.391	174	43.480	212	29.915	219	269
6	1:33.228	20.358	173	43.127	208	29.743	219	281	25	1:33.353	20.461	175	43.309	211	29.583	219	271
7	1:34.078	20.475	172	43.870	209	29.733	217	269	26	1:33.180	20.196	172	43.482	210	29.502	219	270
8	1:34.756	20.368	171	44.373	204	30.015	219	270	27	1:33.376	20.281	174	43.445	210	29.650	219	269
9	1:33.953	20.590	172	43.384	207	29.979	217	280	28	1:33.556	20.331	174	43.493	210	29.732	220	270
10	1:33.894	20.646	172	43.274	208	29.974	219	280	29	1:33.782	20.399	174	43.502	210	29.881	218	267
11	1:34.469	20.617	172	43.742	207	30.110	216	270	30	1:34.406	20.603	175	43.721	209	30.082	218	270
12	1:34.820	20.731	172	43.815	206	30.274	216	267	31	1:35.786	21.071	173	44.069	206	30.646	219	285
13	1:35.088	20.709	171	43.974	205	30.405	216	267	32	1:37.409	22.386	152	44.119	206	30.904	217	279
14	1:35.237	20.756	172	44.017	206	30.464	216	267	33	1:34.776	20.708	173	43.618	206	30.450	218	283
15	1:35.252	20.828	170	43.978	205	30.446	216	268	34	1:34.558	20.768	173	43.782	208	30.008	220	286
16	1:40.864	21.016	171	44.194	205			267	35	1:34.438	20.587	174	43.862	203	29.989	221	284
17	2:03.492	49.330	161	44.543	208	29.619	218	258	36	1:33.722	20.521	173	43.114	208	30.087	216	281
18	1:35.675	20.298	175	43.278	212	32.099	190	266	37	1:34.083	20.613	173	43.529	208	29.941	217	269
19	1:43.466	23.659	148	48.699	205	31.108	215	220	38	1:34.776	20.602	173	43.830	208	30.344	218	271



Lap Analysis race 1, 05.10.2019

51 Nico Müller , Castrol EDGE Audi RS 5 DTM / CHE

theoretical besttime: 1:30.858

Lap	Time	S1	V1	S2	V2	S3	V3	Vmax	Lap	Time	S1	V1	S2	V2	S3	V3	Vmax
1	1:42.657	27.941	164	44.467	210	30.249	220	272	20	2:18.542	49.749	154	47.163	119	41.630	141	258
2	1:33.431	20.874	171	43.155	211	29.402	219	284	21	2:21.227	28.661	126	59.499	146	53.067	117	161
3	1:35.925	20.612	152	45.807	210	29.506	219	249	22	1:36.844	23.279	162	43.791	213	29.774	220	271
4	1:32.996	20.358	171	43.089	212	29.549	218	272	23	1:33.128	20.475	175	43.228	214	29.425	219	274
5	1:33.534	20.226	170	43.387	210	29.921	217	289	24	1:33.197	20.229	175	43.767	206	29.201	221	272
6	1:33.230	20.372	173	43.055	211	29.803	219	274	25	1:30.927	20.018	173	42.268	216	28.641	220	282
7	1:32.721	20.414	172	42.844	211	29.863	220	287	26	1:31.448	19.949	172	42.718	213	28.781	219	269
8	1:32.857	20.532	172	42.817	211	29.508	219	284	27	1:31.730	20.011	174	42.863	209	28.856	220	270
9	1:33.407	20.283	171	43.448	209	29.676	218	270	28	1:32.052	20.066	173	42.890	213	29.096	220	269
10	1:33.872	20.349	170	43.574	210	29.949	219	270	29	1:32.904	20.501	171	43.075	211	29.328	219	271
11	1:33.523	20.692	170	42.998	209	29.833	217	283	30	1:32.138	20.241	173	42.634	213	29.263	221	284
12	1:34.107	20.586	171	43.548	208	29.973	217	268	31	1:32.801	20.342	173	43.153	212	29.306	219	269
13	1:34.785	20.633	170	43.921	207	30.231	216	268	32	1:33.060	20.556	171	42.954	211	29.550	219	281
14	1:34.968	20.790	169	43.992	206	30.186	216	267	33	1:38.256	20.550	166	43.503	209			269
15	1:34.938	20.721	170	44.060	208	30.157	215	267	34	2:05.846	47.257	173	43.944	210			267
16	1:34.738	20.782	169	43.798	209	30.158	216	267	35	1:50.354	36.952	169	43.326	209	30.076	217	279
17	1:34.404	20.660	172	43.691	208	30.053	217	267	36	1:35.195	21.313	167	43.458	208	30.424	216	280
18	1:34.312	20.619	171	43.657	209	30.036	217	267	37	1:34.494	20.888	171	43.418	207	30.188	216	279
19	1:43.089	20.818	169	47.423	207			175	38	1:34.907	21.004	171	43.580	206	30.323	217	281

53 Jamie Green , Hoffmann Group Audi RS 5 DTM / GBR

theoretical besttime: 1:32.492

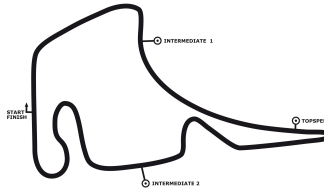
Lap	Time	S1	V1	S2	V2	S3	V3	Vmax	Lap	Time	S1	V1	S2	V2	S3	V3	Vmax
1	1:45.966	29.691	163	45.192	208	31.083	219	270	20	1:41.228	21.648	163	45.099	205	34.481	144	270
2	1:34.202	21.317	174	43.177	210	29.708	219	286	21	2:15.744	28.616	139	58.436	124	48.692	122	156
3	1:33.527	20.401	175	43.394	210	29.732	218	273	22	1:38.163	23.415	159	44.858	207	29.890	220	279
4	1:33.317	20.531	165	43.332	213	29.454	221	276	23	1:33.006	20.426	174	43.114	213	29.466	219	270
5	1:33.223	20.280	174	43.254	210	29.689	218	271	24	1:35.077	20.959	174	44.084	210	30.034	220	272
6	1:32.620	20.378	173	42.907	212	29.335	218	288	25	1:32.544	20.295	174	42.899	214	29.350	222	287
7	1:33.274	20.399	172	43.354	211	29.521	217	271	26	1:32.901	20.292	174	43.015	213	29.594	220	272
8	1:34.449	20.366	171	44.114	204	29.969	219	285	27	1:34.402	20.513	174	43.541	200	30.348	219	273
9	1:34.284	20.694	173	43.664	208	29.926	218	271	28	1:33.500	20.545	175	43.346	211	29.609	220	270
10	1:33.890	20.517	172	43.273	209	30.100	219	284	29	1:33.923	20.616	175	43.322	210	29.985	220	271
11	1:34.373	20.706	171	43.529	210	30.138	218	270	30	1:35.416	20.933	170	44.109	211	30.374	216	269
12	1:34.810	20.800	170	43.674	208	30.336	218	271	31	1:36.140	20.859	173	44.490	210	30.791	220	273
13	1:35.231	21.227	168	43.672	209	30.332	220	283	32	1:35.282	21.615	165	43.388	209	30.279	220	281
14	1:35.064	20.871	171	43.769	209	30.424	216	270	33	1:35.185	20.844	172	43.747	209	30.594	222	272
15	1:35.957	21.245	170	44.129	206	30.583	218	270	34	1:36.919	21.533	160	45.199	207	30.187	217	281
16	1:40.207	20.938	171	43.723	208			282	35	1:35.427	20.817	172	43.694	209	30.916	218	281
17	2:03.887	49.371	159	44.777	210	29.739	219	264	36	1:35.997	21.173	171	43.970	208	30.854	219	274
18	1:34.987	20.440	176	42.877	214	31.670	182	268	37	1:35.699	21.283	166	43.967	210	30.449	217	272
19	1:44.012	23.703	144	49.252	200	31.057	217	216	38	1:35.557	20.942	171	44.149	206	30.466	216	271

DTM Hockenheim II

Hockenheimring BW, length 4574 m

04. - 06.10.2019

DTM



Lap Analysis race 1, 05.10.2019

DMSB-Reg.No.: 260/19

76 Jake Dennis , Aston Martin Vantage DTM / GBR

theoretical besttime: 1:32.660

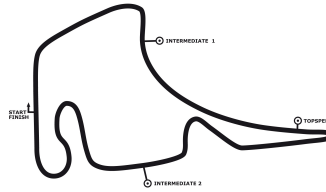
Lap	Time	S1	V1	S2	V2	S3	V3	Vmax	Lap	Time	S1	V1	S2	V2	S3	V3	Vmax
1	1:43.384	28.601	158	44.632	208	30.151	220	270	20	1:46.018	22.023	152	47.140	181	36.855	152	255
2	1:34.312	20.882	174	43.503	207	29.927	222	287	21	2:16.872	28.135	143	59.182	115	49.555	118	209
3	1:33.116	20.473	173	43.141	210	29.502	220	283	22	1:38.047	23.389	162	44.990	210	29.668	220	271
4	1:33.029	20.420	173	43.079	209	29.530	220	281	23	1:32.992	20.283	174	43.277	212	29.432	219	270
5	1:33.368	20.346	173	43.545	210	29.477	218	267	24	1:33.230	20.190	176	43.177	210	29.863	221	284
6	1:33.466	20.503	172	43.468	210	29.495	218	267	25	1:33.289	20.420	175	43.085	209	29.784	219	286
7	1:33.508	20.410	173	43.468	208	29.630	218	269	26	1:33.027	20.371	170	43.038	209	29.618	220	283
8	1:34.241	20.517	172	43.890	206	29.834	217	269	27	1:34.395	20.360	170	44.204	207	29.831	222	284
9	1:33.933	20.487	169	43.687	208	29.759	217	269	28	1:33.536	20.405	169	43.253	209	29.878	220	283
10	1:34.036	20.552	171	43.725	208	29.759	216	269	29	1:34.557	20.599	170	43.906	207	30.052	217	270
11	1:34.134	20.644	171	43.623	208	29.867	216	269	30	1:34.435	20.733	172	43.513	208	30.189	219	284
12	1:34.662	20.542	169	44.103	206	30.017	216	270	31	1:36.533	20.701	172	44.166	202	31.666	218	283
13	1:34.664	20.741	171	43.749	207	30.174	215	268	32	1:35.979	20.773	170	44.760	203	30.446	216	269
14	1:35.103	20.762	166	43.989	206	30.352	216	266	33	1:34.852	20.829	168	43.893	206	30.130	218	284
15	1:35.056	20.804	168	44.091	207	30.161	215	267	34	1:36.159	21.020	166	44.698	205	30.441	218	274
16	1:34.942	20.741	167	43.901	207	30.300	214	268	35	1:36.467	20.973	169	44.691	208	30.803	218	283
17	1:35.335	20.812	171	44.065	205	30.458	215	268	36	1:36.524	21.043	172	44.616	201	30.865	216	272
18	1:40.808	20.864	166	44.595	204			266	37	1:35.495	21.055	169	43.976	207	30.464	216	269
19	2:09.826	51.064	140	47.735	197	31.027	216	259	38	1:35.615	21.037	171	44.076	207	30.502	214	268

99 Mike Rockenfeller , Akrapovic Audi RS 5 DTM / DEU

theoretical besttime: 1:31.605

Lap	Time	S1	V1	S2	V2	S3	V3	Vmax	Lap	Time	S1	V1	S2	V2	S3	V3	Vmax
1	1:39.500	26.166	173	43.785	210	29.549	219	273	20	1:53.826	22.928	154	49.145	168	41.753	168	267
2	1:33.119	20.525	172	43.244	209	29.350	219	270	21	2:22.909	29.046	106	59.363	144	54.500	114	210
3	1:33.334	20.421	173	43.603	211	29.310	223	270	22	1:34.927	22.408	170	43.300	211	29.219	219	269
4	1:32.142	20.329	171	42.723	212	29.090	219	283	23	1:32.298	20.224	169	43.051	213	29.023	219	270
5	1:31.872	20.015	170	42.689	210	29.168	219	283	24	1:32.039	20.054	173	43.084	214	28.901	219	271
6	1:32.343	20.070	172	42.937	210	29.336	218	281	25	1:32.057	20.200	173	42.888	214	28.969	219	269
7	1:33.043	20.279	170	43.361	209	29.403	218	271	26	1:32.191	20.197	173	42.956	213	29.038	220	270
8	1:33.024	20.267	167	43.143	208	29.614	218	282	27	1:32.470	20.253	173	42.993	213	29.224	220	270
9	1:33.582	20.379	169	43.438	209	29.765	218	272	28	1:32.931	20.272	171	43.302	212	29.357	219	270
10	1:33.570	20.582	171	43.171	210	29.817	218	280	29	1:33.068	20.342	171	43.269	210	29.457	218	269
11	1:33.727	20.542	170	43.135	210	30.050	216	282	30	1:33.598	20.346	170	43.668	212	29.584	219	270
12	1:35.276	20.616	169	44.273	210	30.387	219	270	31	1:33.333	20.566	170	43.106	211	29.661	220	281
13	1:35.170	20.888	166	43.902	208	30.380	217	270	32	1:33.856	20.550	171	43.568	210	29.738	218	268
14	1:35.666	20.961	168	44.119	207	30.586	216	270	33	1:33.803	20.523	170	43.422	210	29.858	218	269
15	1:40.377	20.933	163	44.289	207			267	34	1:34.276	20.627	171	43.602	210	30.047	217	268
16	2:04.143	49.910	157	44.746	209	29.487	219	257	35	1:34.736	20.669	170	43.733	209	30.334	217	268
17	1:32.493	20.464	174	43.017	212	29.012	219	267	36	1:34.266	20.781	171	43.340	210	30.145	217	281
18	1:32.606	20.260	172	43.000	214	29.346	217	266	37	1:34.065	20.581	171	43.247	210	30.237	217	283
19	1:41.367	21.483	158	45.972	204	33.912	204	267	38	1:34.642	20.772	170	43.593	207	30.277	217	281

DTM Hockenheim II
Hockenheimring BW, length 4574 m
04. - 06.10.2019
DTM



DMSB-Reg.No.: 260/19

Best Sector Times race 1

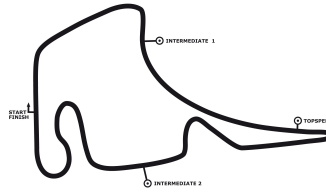
Pos.	sector 1			sector 2			sector 3			theoretical and best lap time				
	No	Driver	Time	No	Driver	Time	No	Driver	Time	No	Driver	theoretical	Best	Pos
1	11	Wittmann M.	19.785	51	Müller N.	42.268	51	Müller N.	28.641	51	Müller N.	1:30.858	1:30.927	
2	33	Rast R.	19.873	11	Wittmann M.	42.412	33	Rast R.	28.643	11	Wittmann M.	1:31.061	1:31.135	
3	51	Müller N.	19.949	4	Frijns R.	42.513	11	Wittmann M.	28.864	33	Rast R.	1:31.154	1:31.376	
4	99	Rockenfeller M.	20.015	33	Rast R.	42.638	99	Rockenfeller M.	28.901	99	Rockenfeller M.	1:31.605	1:31.872	
5	16	Glock T.	20.016	31	Van der Linde S.	42.670	16	Glock T.	28.945	4	Frijns R.	1:31.670	1:31.879	
6	21	Fittipaldi P.	20.039	99	Rockenfeller M.	42.689	31	Van der Linde S.	28.994	16	Glock T.	1:31.711	1:32.015	
7	4	Frijns R.	20.154	27	Aberdein J.	42.700	4	Frijns R.	29.003	31	Van der Linde S.	1:31.827	1:32.198	
8	31	Van der Linde S.	20.163	16	Glock T.	42.750	37	Hirakawa R.	29.005	21	Fittipaldi P.	1:31.862	1:32.211	
9	3	Di Resta P.	20.171	21	Fittipaldi P.	42.762	28	Duval L.	29.013	27	Aberdein J.	1:31.915	1:32.192	
10	27	Aberdein J.	20.189	28	Duval L.	42.795	27	Aberdein J.	29.026	28	Duval L.	1:32.030	1:32.578	
11	76	Dennis J.	20.190	7	Spengler B.	42.861	21	Fittipaldi P.	29.061	37	Hirakawa R.	1:32.395	1:32.536	
12	47	Eriksson J.	20.196	53	Green J.	42.877	3	Di Resta P.	29.322	3	Di Resta P.	1:32.406	1:32.547	
13	28	Duval L.	20.222	3	Di Resta P.	42.913	53	Green J.	29.335	7	Spengler B.	1:32.480	1:32.644	
14	1	Button J.	20.242	1	Button J.	42.935	1	Button J.	29.336	53	Green J.	1:32.492	1:32.544	
15	25	Eng P.	20.244	37	Hirakawa R.	43.025	47	Eriksson J.	29.364	1	Button J.	1:32.513	1:32.698	
16	7	Spengler B.	20.245	76	Dennis J.	43.038	7	Spengler B.	29.374	76	Dennis J.	1:32.660	1:32.992	
17	53	Green J.	20.280	47	Eriksson J.	43.114	25	Eng P.	29.385	47	Eriksson J.	1:32.674	1:33.141	
18	37	Hirakawa R.	20.365	25	Eng P.	43.243	23	Juncadella D.	29.388	25	Eng P.	1:32.872	1:33.366	
19	23	Juncadella D.	20.413	23	Juncadella D.	43.421	76	Dennis J.	29.432	23	Juncadella D.	1:33.222	1:33.328	
20	35	Matsuda T.	20.466	35	Matsuda T.	43.524	35	Matsuda T.	29.433	35	Matsuda T.	1:33.423	1:33.619	

DTM Hockenheim II

Hockenheimring BW, length 4574 m

04. - 06.10.2019

DTM

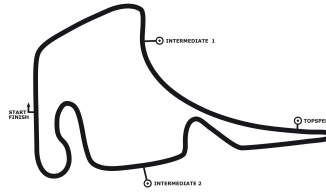


DTM

Topspeed race 1, 05.10.2019

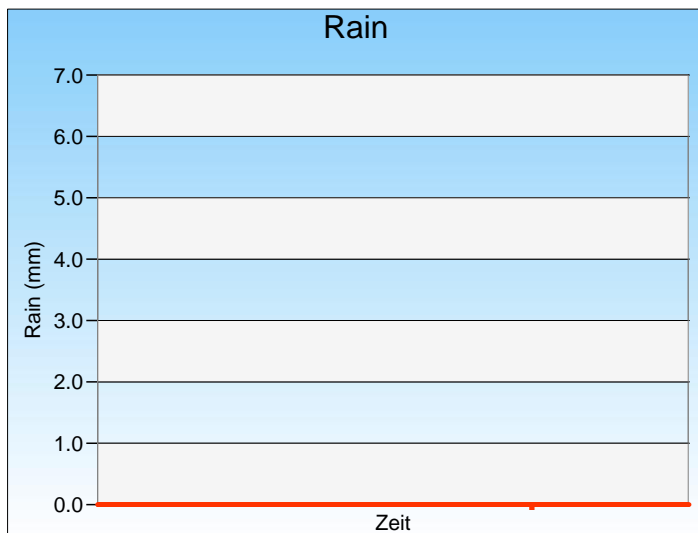
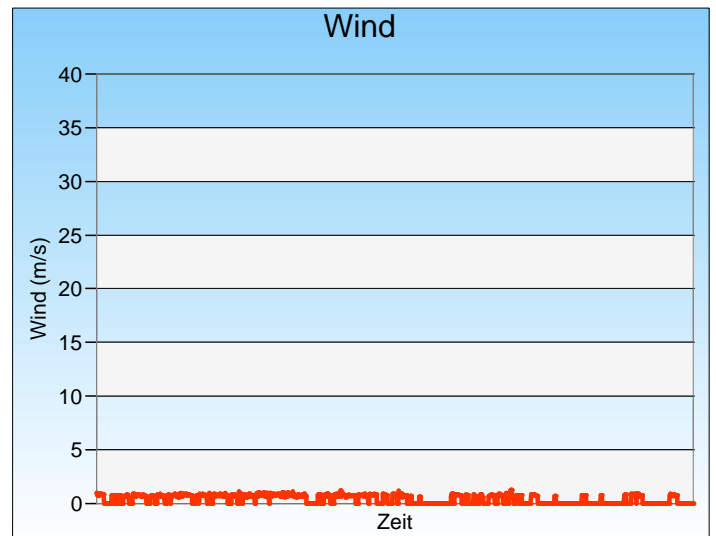
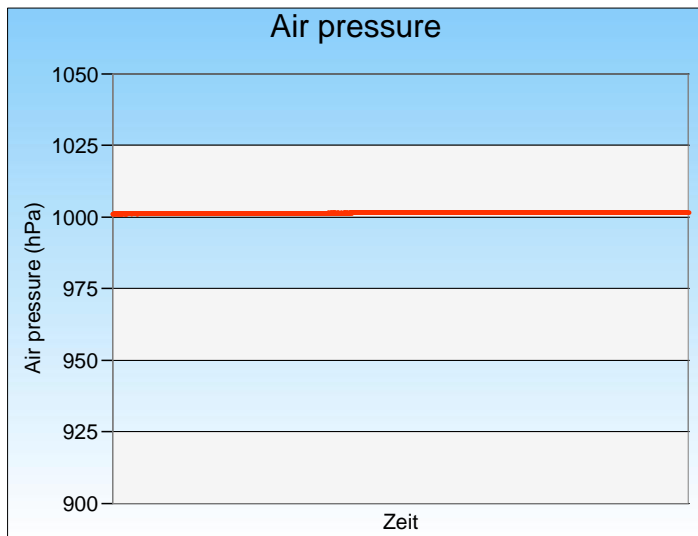
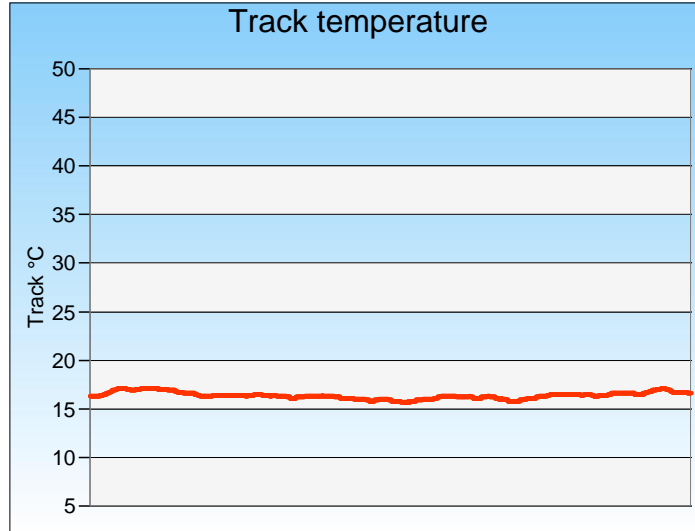
DMSB-Reg.No.: 260/19

Car No.	Driver	Make	Speed km/h
21	Pietro Fittipaldi	WRT Audi RS 5 DTM	290
51	Nico Müller	Castrol EDGE Audi RS 5 DTM	289
27	Jonathan Aberdein	WRT Audi RS 5 DTM	288
53	Jamie Green	Hoffmann Group Audi RS 5 DTM	288
31	Sheldon Van der Linde	Shell BMW M4 DTM	288
76	Jake Dennis	Aston Martin Vantage DTM	287
28	Loic Duval	MASCOT WORKWEAR Audi RS 5 DTM	287
7	Bruno Spengler	BMW Bank M4 DTM	287
3	Paul Di Resta	Aston Martin Vantage DTM	286
33	René Rast	Audi Sport RS 5 DTM	286
47	Joel Eriksson	CATL BMW M4 DTM	286
11	Marco Wittmann	Schaeffler BMW M4 DTM	286
4	Robin Frijns	Aral Ultimate Audi RS 5 DTM	285
25	Philipp Eng	ZF BMW M4 DTM	285
99	Mike Rockenfeller	Akrapovic Audi RS 5 DTM	283
16	Timo Glock	JIVS BMW M4 DTM	282
23	Daniel Juncadella	Aston Martin Vantage DTM	281
1	Jenson Button	Honda NSX-GT	279
37	Ryo Hirakawa	LEXUS TEAM TOM'S LC500	271
35	Tsugio Matsuda	MOTUL AUTECH GT-R	269



Weather race 1

05.10.2019, 13:30:00 - 14:25:00



Weather:



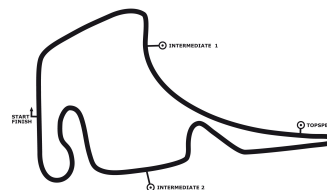
DTM Hockenheim II

Hockenheimring BW, length 4574 m

04. - 06.10.2019

DTM

Drivers Championship 2019

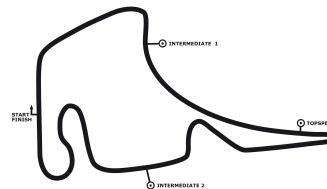


DMSB-Reg.No.: 260/19

POS	NAME / NATION	SUM	Hockenheim I 1	Hockenheim I 2	Zolder (B) 1	Zolder (B) 2	Misano (I) 1	Misano (I) 2	Norising 1	Norising 2	Assen (NL) 1	Assen (NL) 2	Brands Hatch (GB) 1	Brands Hatch (GB) 2	Lausitzring 1	Lausitzring 2	Nürburgring 1	Nürburgring 2	Hockenheim II 1	Hockenheim II 2	
1	René Rast / DEU	307	(16.)	25 (1.)	+2	25 + 2 (1.)	18 + 3 (2.)	15 + 3 (3.)	25 + 1 (1.)	6 + 3 (7.)	15 + 2 (3.)	10 + 3 (5.)	18 + 2 (2.)	25 + 3 (1.)	+3	25 (1.)	25 + 3 (1.)	15 + 2 (3.)	25 + 3 (1.)		
2	Nico Müller / CHE	223	(8.)	4 (2.)	18 (3.)	15 (8.)	4 (5.)	10 (1.)	25 (2.)	18 + 3 (8.)	4 + 2 (2.)	18 (3.)	15 (3.)	15 (2.)	25 + 1 (1.)	18 + 1 (2.)	+1 (15.)	8 (6.)			
3	Marco Wittmann / DEU	202	25 + 3 (1.)	4 + 2 (8.)	6 + 3 (7.)		25 (13.)		25 (1.)	4 (8.)		4 (16.)	25 + 3 (1.)	18 (2.)	25 + 3 (1.)	1 (10.)	12 (4.)	8 (6.)	15 (3.)		18 + 2 (2.)
4	Mike Rockenfeller / DEU	161	18 + 2 (2.)		10 (5.)	12 (4.)	8 (6.)	1 (10.)		15 (3.)	2 (9.)	25 + 1 (1.)	6 (7.)	8 (6.)	15 (3.)	15 (3.)		6 + 1 (7.)	15 + 1 (3.)		
5	Robin Frijns / NLD	151	15 (3.)	15 + 1 (3.)				12 + 2 (4.)		12 (4.)		8 (6.)	12 (4.)	15 + 1 (3.)	18 (2.)	10 (5.)		18 (2.)	12 (4.)		
6	Philipp Eng / AUT	144	(14.)	12 + 3 (4.)	25 (1.)	18 + 1 (2.)	6 (7.)	18 (2.)	6 (7.)	10 (5.)	12 (4.)		8 (13.)	10 (6.)	10 (5.)	1 (10.)		4 (13.)			
7	Loic Duval / FRA	133	10 (5.)		12 (4.)		15 + 1 (11.)		12 (4.)	8 + 1 (6.)	4 + 1 (8.)		10 + 1 (11.)	12 + 2 (5.)	8 (4.)	4 (8.)	10 (5.)	12 (4.)	10 (5.)		
8	Jamie Green / GBR	105	(12.)	2 (9.)	8 (6.)	15 (3.)				18 (11.)	6 (2.)	2 (7.)			1 + 2 (10.)	12 + 3 (4.)	8 (6.)	25 + 3 (1.)			
9	Bruno Spengler / CAN	104	(7.)	6 (5.)	10 (10.)	1 + 1 (7.)	6 (7.)	12 (4.)	4 (8.)	10 + 2 (5.)	25 (1.)				2 (9.)		18 + 2 (2.)	1 (10.)	4 (8.)		
10	Jonathan Aberdein / RSA	67	(15.)	(14.)			4 + 2 (12.)	6 + 1 (8.)				8 (7.)	12 + 2 (13.)	2 (14.)		6 + 2 (6.)	12 (4.)	10 (5.)			
11	Joel Eriksson / SWE	53	(13.)	1 (10.)	18 (2.)	1 (10.)		8 (6.)	15 (3.)						4 (8.)		4 (13.)		2 (9.)		

NON-CONSIDERATION OF ALL CLASSIFIED CARS OF ASTON MARTIN FOR THE MAKE CLASSIFICATION (DECISION 13)

DTM Hockenheim II
Hockenheimring BW, length 4574 m
04. - 06.10.2019
DTM



DMSB-Reg.No.: 260/19

Drivers Championship 2019

POS	NAME / NATION	SUM	Hockenheim I 1	Hockenheim I 2	Zolder (B) 1	Zolder (B) 2	Misano (I) 1	Misano (I) 2	Norising 1	Norising 2	Assen (NL) 1	Assen (NL) 2	Brands Hatch (GB) 1	Brands Hatch (GB) 2	Lausitzring 1	Lausitzring 2	Nürburgring 1	Nürburgring 2	Hockenheim II 1	Hockenheim II 2	
12	Timo Glock / DEU	45	12 (4.)	8 (6.)	(13.)	(14.)	1 (10.)			2 (9.)	10 (5.)	(14.)	(13.)	(12.)		(15.)	2 (9.)	2 (9.)	8 (6.)		
13	Sheldon Van der Linde / RSA	42	8 (6.)	(13.)	(11.)	10 + 3 (5.)	2 (9.)	2 (9.)			1 (10.)	(15.)	4 (8.)	6 (7.)	(16.)	(11.)	6 (7.)	(16.)	(14.)		
14	Daniel Juncadella / ESP	23	2 (9.)	(16.)			(12.)	(14.)	8 (6.)	1 (10.)		6 (7.)	1 (10.)	4 (8.)	(12.)	(12.)	1 (10.)	(12.)			
15	Pietro Fittipaldi / BRA	22	1 (10.)	(15.)	(14.)	2 (9.)	10 (5.)			(15.)	(11.)	(10.)		(16.)	6 (7.)	2 (9.)	(14.)	(13.)	(13.)		
16	Paul Di Resta / GBR	21	+1	6 (7.)	4 (8.)		(15.)		(12.)		(14.)	4 (8.)	(14.)	(14.)	(13.)		(12.)		6 (7.)		
17	Jake Dennis / GBR	13	(11.)	(11.)		8 (6.)	(14.)	(13.)	2 (9.)	(12.)	(12.)			2 (9.)	(11.)			(14.)	1 (10.)		
18	Ferdinand von Habsburg / AUT	3		(12.)	2 (9.)		(13.)	(12.)	1 (10.)	(11.)	(13.)	(12.)	(15.)	(11.)	(15.)		(11.)	(15.)			

NON-CONSIDERATION OF ALL CLASSIFIED CARS OF ASTON MARTIN FOR THE MAKE CLASSIFICATION (DECISION 13)

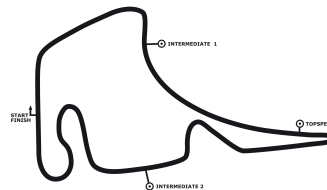
DTM Hockenheim II

Hockenheimring BW, length 4574 m

04. - 06.10.2019

DTM

Team Championship 2019



DTM

DMSB-Reg.No.: 260/19

POS	TEAM	SUM	Hockenheim I 1	Hockenheim I 2	Zolder (B) 1	Zolder (B) 2	Misano (I) 1	Misano (I) 2	Norising 1	Norising 2	Assen (NL) 1	Assen (NL) 2	Brands Hatch (GB) 1	Brands Hatch (GB) 2	Lausitzring 1	Lausitzring 2	Nürburgring 1	Nürburgring 2	Hockenheim II 1	Hockenheim II 2	
1	Audi Sport Team Rosberg	422	27	10	42	21	28	26	27	23	15	20	28	28	6	40	36	45	28		
2	Audi Sport Team Abt Sportsline	374	19	34	15	4	10	39	21	18	18	23	27	34	44	29	1	26	12		
3	BMW Team RMG	306	34	16	11	6	37	4	16	25	28	18	28	1	14	8	35	1	24		
4	Audi Sport Team Phoenix	294	30		22	12	24	1	12	24	7	26	17	22	23	19	10	19	26		
5	BMW Team RMR	189	12	23	25	19	7	18	6	12	22		8	10	10	1	2	6	8		
6	BMW Team RBM	95	8	1	18	14	2	10	15		1		4	6	4		10		2		
7	WRT Team Audi Sport	79	1			2	6	7			8	15	2		6	10	12	10			
8	R-Motorsport 1	34	1	6	4	8			2			4		2					7		
9	R-Motorsport 2	26	2		2				9	1		6	1	4			1				

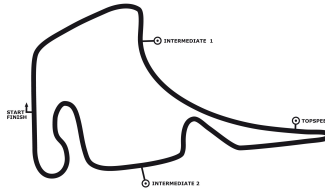
DTM Hockenheim II

Hockenheimring BW, length 4574 m

04. - 06.10.2019

DTM

Brand Championship 2019



DMSB -Reg.No.: 260/19

POS	NAME / NATION	SUM	Hockenheim I 1	Hockenheim I 2	Zolder (B) 1	Zolder (B) 2	Misano (I) 1	Misano (I) 2	Norising 1	Norising 2	Assen (NL) 1	Assen (NL) 2	Brands Hatch (GB) 1	Brands Hatch (GB) 2	Lausitzring 1	Lausitzring 2	Nürburgring 1	Nürburgring 2	Hockenheim II 1	Hockenheim II 2	
1	AUDI	1059	49	61	47	58	57	68	59	59	50	68	58	76	72	76	59	76	66		
2	BMW	549	54	39	54	39	45	32	37	37	51	18	3	17	28	9	45	7	34		
3	Aston Martin	45	3	6	6				11	1		10	1	6			1				

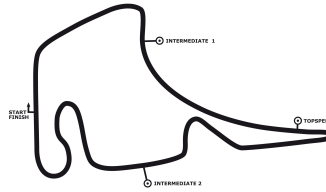
NON-CONSIDERATION OF ALL CLASSIFIED CARS OF ASTON MARTIN FOR THE MAKE CLASSIFICATION (DECISION 13)

DTM Hockenheim II

Hockenheimring BW, length 4574 m

04. - 06.10.2019

DTM



DTM

Fastest Lap in race 1, 05.10.2019

DMSB-Reg.No.: 260/19

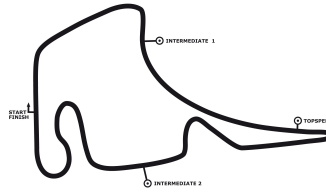
RG.	No.	Driver	Entrant	Time	IN.	DIFF	INT	KM/H	at
1	51	Müller N (CHE)	Audi Sport Team Abt Sportsline	<u>1:30.927</u>	25		00.208	181.095	14:14:22
2	11	Wittmann M (DEU)	BMW Team RMG	1:31.135	24	00.208	00.241	180.681	14:12:45
3	33	Rast R (DEU)	Audi Sport Team Rosberg	1:31.376	26	00.449	00.496	180.205	14:15:48
4	99	Rockenfeller M (DEU)	Audi Sport Team Phoenix	1:31.872	5	00.945	00.007	179.232	13:41:15
5	4	Frijns R (NLD)	Audi Sport Team Abt Sportsline	<u>1:31.879</u>	17	00.952	00.136	179.218	14:00:40
6	16	Glock T (DEU)	BMW Team RMR	1:32.015	13	01.088	00.177	178.953	13:54:29
7	27	Aberdein J (RSA)	WRT Team Audi Sport	1:32.192	25	01.265	00.006	178.610	14:14:33
8	31	Van der Linde S (RSA)	BMW Team RBM	1:32.198	14	01.271	00.013	178.598	13:56:03
9	21	Fittipaldi P (BRA)	WRT Team Audi Sport	1:32.211	16	01.284	00.325	178.573	13:59:12
10	37	Hirakawa R (JPN)	Lexus Team KeePer TOM'S	1:32.536	5	01.609	00.008	177.946	13:42:10
11	53	Green J (GBR)	Audi Sport Team Rosberg	1:32.544	25	01.617	00.003	177.930	14:14:28
12	3	Di Resta P (GBR)	R-Motorsport 1	1:32.547	17	01.620	00.031	177.925	14:00:56
13	28	Duval L (FRA)	Audi Sport Team Phoenix	1:32.578	5	01.651	00.066	177.865	13:41:17
14	7	Spengler B (CAN)	BMW Team RMG	1:32.644	25	01.717	00.054	177.738	14:14:28
15	1	Button J (JPN)	Team Kunimitsu	1:32.698	4	01.771	00.294	177.635	13:39:47
16	76	Dennis J (GBR)	R-Motorsport 1	<u>1:32.992</u>	23	02.065	00.149	177.073	14:11:20
17	47	Eriksson J (SWE)	BMW Team RBM	1:33.141	4	02.214	00.187	176.790	13:39:49
18	23	Juncadella D (ESP)	R-Motorsport 2	1:33.328	4	02.401	00.038	176.436	13:39:53
19	25	Eng P (AUT)	BMW Team RMR	1:33.366	5	02.439	00.253	176.364	13:41:26
20	35	Matsuda T (JPN)	Nismo	1:33.619	8	02.692		175.887	14:13:00

DTM Hockenheim II

Hockenheimring BW, length 4574 m

04. - 06.10.2019

DTM



DTM

Stint Analysis race 1, 05.10.2019

DMSB-Reg.No.: 260/19

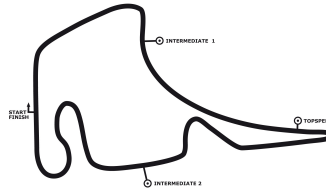
POS	NO	DRIVER	STINT 1			STINT 2			STINT 3			STINT 4		
			LAPS	TIME	KM/H	LAPS	TIME	KM/H	LAPS	TIME	KM/H	LAPS	TIME	KM/H
1.	33	Rast René	18	28:13.896	174.978	20	32:47.052	167.422						
2.	11	Wittmann Marco	17	26:39.295	175.033	21	34:23.346	167.589						
3.	99	Rockenfeller Mike	15	23:35.745	174.464	23	37:35.900	167.883						
4.	4	Frijns Robin	15	23:39.515	174.000	23	37:39.228	167.636						
5.	28	Duval Loic	14	22:06.628	173.771	24	39:18.544	167.558						
6.	16	Glock Timo	10	15:44.149	174.405	28	45:42.559	168.113						
7.	3	Di Resta Paul	15	23:49.613	172.771	23	37:37.774	167.744						
8.	7	Spengler Bruno	18	28:37.030	172.621	20	32:51.188	167.071						
9.	1	Button Jenson	17	26:54.850	173.347	21	34:37.590	166.440						
10.	47	Eriksson Joel	16	25:23.775	172.901	22	36:09.041	167.014						
11.	76	Dennis Jake	18	28:31.097	173.219	20	33:07.848	165.671						
12.	53	Green Jamie	16	25:24.394	172.831	22	36:14.996	166.557						
13.	37	Hirakawa Ryo	17	27:32.933	169.353	20	32:16.685	170.047						
14.	27	Aberdein Jonathan	16	25:11.399	174.317	22	36:36.480	164.928						
15.	21	Fittipaldi Pietro	11	17:33.101	171.997	13	22:10.108	160.937	14	22:16.935	172.431			
16.	31	Van der Linde Sheldon	11	17:30.135	172.483	8	13:12.893	166.140	16	26:15.143	167.263	3	5:02.379	163.368
17.	51	Müller Nico	19	30:03.494	173.475	14	23:18.254	164.870	4	6:34.950	166.769			
18.	35	Matsuda Tsugio	19	57:14.956	91.082									
19.	23	Juncadella Daniel	19	30:29.400	171.019									
20.	25	Eng Philipp	17	26:58.716	172.933									

DTM Hockenheim II

Hockenheimring BW, length 4574 m

04. - 06.10.2019

DTM



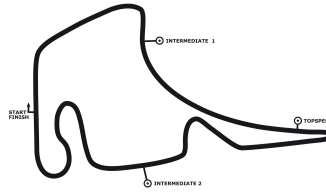
DTM

DMSB-Reg.No.: 260/19

Pitstop (Chronology) race 1, 05.10.2019

Car	Driver	Entrant	at Lap	Time	duration	Sum
37	Hirakawa Ryo	Lexus Team KeePer TOM'S	1	13:35:13	37.960	37.960
16	Glock Timo	BMW Team RMR	10	13:49:05	44.304	44.304
31	Van der Linde Sheldon	BMW Team RBM	11	13:50:51	31.743	31.743
21	Fittipaldi Pietro	WRT Team Audi Sport	11	13:50:54	32.369	32.369
28	Duval Loic	Audi Sport Team Phoenix	14	13:55:27	33.790	33.790
99	Rockenfeller Mike	Audi Sport Team Phoenix	15	13:56:56	32.429	32.429
4	Frijns Robin	Audi Sport Team Abt Sportsline	15	13:57:00	33.422	33.422
3	Di Resta Paul	R-Motorsport 1	15	13:57:10	36.967	36.967
27	Aberdein Jonathan	WRT Team Audi Sport	16	13:58:32	32.459	32.459
47	Eriksson Joel	BMW Team RBM	16	13:58:44	31.830	31.830
53	Green Jamie	Audi Sport Team Rosberg	16	13:58:45	32.258	32.258
11	Wittmann Marco	BMW Team RMG	17	14:00:00	32.307	32.307
1	Button Jenson	Team Kunimitsu	17	14:00:15	44.123	44.123
33	Rast René	Audi Sport Team Rosberg	18	14:01:35	32.086	32.086
76	Dennis Jake	R-Motorsport 1	18	14:01:52	33.026	33.026
7	Spengler Bruno	BMW Team RMG	18	14:01:58	32.797	32.797
37	Hirakawa Ryo	Lexus Team KeePer TOM'S	18	14:02:46	37.631	1:15.591
51	Müller Nico	Audi Sport Team Abt Sportsline	19	14:03:24	32.165	32.165
23	Juncadella Daniel	R-Motorsport 2	19	14:03:50	34.078	34.078
31	Van der Linde Sheldon	BMW Team RBM	19	14:04:04	32.060	1:03.803
51	Müller Nico	Audi Sport Team Abt Sportsline	33	14:26:42	31.768	1:03.933
35	Matsuda Tsugio	Nismo	19	14:30:35	38.812	38.812

DTM Hockenheim II
Hockenheimring BW, length 4574 m
04. - 06.10.2019
DTM



Pitstops race 1, 05.10.2019

DMSB-Reg.No.: 260/19

Pos	Car	Driver	Entrant	at Lap	Time	Duration
1	31	Van der Linde Sheldon	BMW Team RBM	11	13:50:51	31.743
2	51	Müller Nico	Audi Sport Team Abt Sportsline	33	14:26:42	31.768
3	47	Eriksson Joel	BMW Team RBM	16	13:58:44	31.830
4	33	Rast René	Audi Sport Team Rosberg	18	14:01:35	32.086
5	53	Green Jamie	Audi Sport Team Rosberg	16	13:58:45	32.258
6	11	Wittmann Marco	BMW Team RMG	17	14:00:00	32.307
7	21	Fittipaldi Pietro	WRT Team Audi Sport	11	13:50:54	32.369
8	99	Rockenfeller Mike	Audi Sport Team Phoenix	15	13:56:56	32.429
9	27	Aberdein Jonathan	WRT Team Audi Sport	16	13:58:32	32.459
10	7	Spengler Bruno	BMW Team RMG	18	14:01:58	32.797
11	76	Dennis Jake	R-Motorsport 1	18	14:01:52	33.026
12	4	Frijns Robin	Audi Sport Team Abt Sportsline	15	13:57:00	33.422
13	28	Duval Loic	Audi Sport Team Phoenix	14	13:55:27	33.790
14	23	Juncadella Daniel	R-Motorsport 2	19	14:03:50	34.078
15	3	Di Resta Paul	R-Motorsport 1	15	13:57:10	36.967
16	37	Hirakawa Ryo	Lexus Team KeePer TOM'S	18	14:02:46	37.631
17	35	Matsuda Tsugio	Nismo	19	14:30:35	38.812
18	1	Button Jenson	Team Kunimitsu	17	14:00:15	44.123
19	16	Glock Timo	BMW Team RMR	10	13:49:05	44.304

DTM Hockenheim II

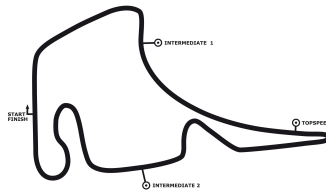
Hockenheimring BW, length 4574 m

04. - 06.10.2019

DTM

Starting grid race 1

green flag lap at time: 13:30:00

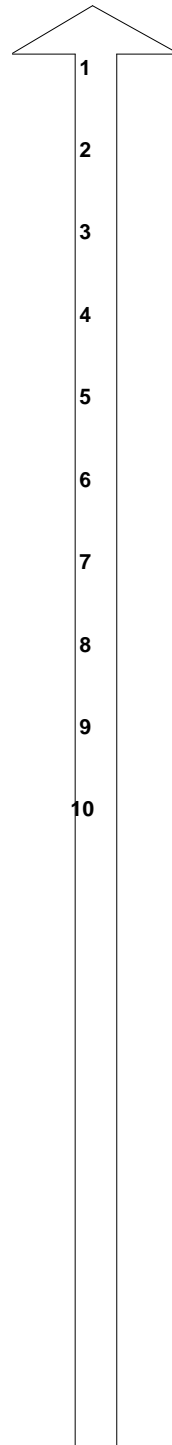


DTM

DMSB-Reg.No.: 260/19

A M E N D E D

33 René Rast Audi Sport RS 5 DTM	1:45.552
99 Mike Rockenfeller Akrapovic Audi RS 5 DTM	1:45.783
28 Loic Duval MASCOT WORKWEAR Audi RS 5 DTM	1:45.939
16 Timo Glock JIVS BMW M4 DTM	1:46.315
31 Sheldon Van der Linde Shell BMW M4 DTM	1:46.383
51 Nico Müller Castrol EDGE Audi RS 5 DTM	1:46.789
76 Jake Dennis Aston Martin Vantage DTM	1:46.988
3 Paul Di Resta Aston Martin Vantage DTM	1:47.090
53 Jamie Green Hoffmann Group Audi RS 5 DTM	1:47.590
37 Ryo Hirakawa Lexus LC500	1:49.181



11 Marco Wittmann Schaeffler BMW M4 DTM	1:45.679
27 Jonathan Aberdein WRT Audi RS 5 DTM	1:45.928
1 Jenson Button Honda NSX-GT	1:46.206
4 Robin Frijns Aral Ultimate Audi RS 5 DTM	1:46.351
47 Joel Eriksson CATL BMW M4 DTM	1:46.628
23 Daniel Juncadella Aston Martin Vantage DTM	1:46.986
7 Bruno Spengler BMW Bank M4 DTM	1:47.026
25 Philipp Eng ZF BMW M4 DTM	1:47.548
21 Pietro Fittipaldi WRT Audi RS 5 DTM	1:47.792
35 Tsugio Matsuda Nissan/ R35	1:49.349

CAR # 62 - NON-PARTICIPATION