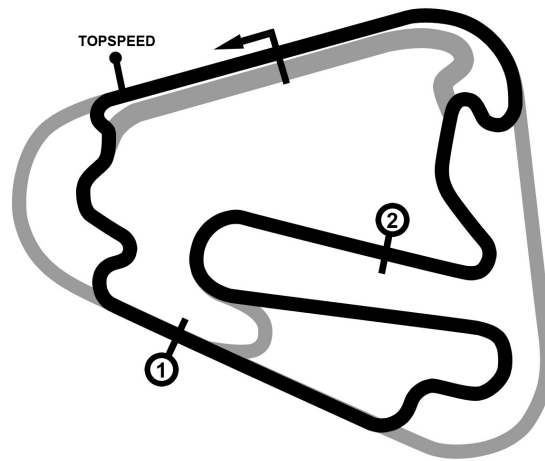


# DTM

## DTM Lausitzring

### race 2



**Lausitzring 4570 m**

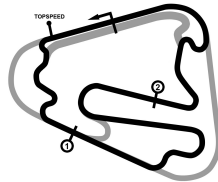
**23. - 25.08.2019**

# DTM Lausitzring

Lausitzring, length 4570 m

23. - 25.08.2019

DTM



## Result race 2, 25.08.2019

DMSB-Reg.No.: 220/19

Rk	No	DRIVER/ENTRANT	CAR	LAPS	TIME	GAP	INT	km/h	BEST	IN
1	33	<b>René Rast (DEU)</b> Audi Sport Team Rosberg	Audi Sport RS 5 DTM	34	56:59.382			163.587	1:38.193	2
2	51	<b>Nico Müller (CHE)</b> Audi Sport Team Abt Sportsline	Castrol EDGE Audi RS 5 DTM	34	57:04.569	05.187	05.187	163.340	1:37.941	10
3	99	<b>Mike Rockenfeller (DEU)</b> Audi Sport Team Phoenix	Akrapovic Audi RS 5 DTM	34	57:08.335	08.953	03.766	163.160	1:38.669	10
4	53	<b>Jamie Green (GBR)</b> Audi Sport Team Rosberg	Hoffmann Group Audi RS 5 DTM	34	57:09.000	09.618	00.665	163.129	1:38.698	2
5	4	<b>Robin Frijns (NLD)</b> Audi Sport Team Abt Sportsline	Aral Ultimate Audi RS 5 DTM	34	57:10.723	11.341	01.723	163.047	1:38.359	15
6	11	<b>Marco Wittmann (DEU)</b> BMW Team RMG	Schaeffler BMW M4 DTM	34	57:12.364	12.982	01.641	162.969	1:38.763	20
7	27	<b>Jonathan Aberdein (RSA)</b> WRT Team Audi Sport	WRT Audi RS 5 DTM	34	57:13.134	13.752	00.770	162.932	1:38.352	12
8	28	<b>Loic Duval (FRA)</b> Audi Sport Team Phoenix	MASCOT WORKWEAR Audi RS 5 DTM	34	57:13.453	14.071	00.319	162.917	1:39.124	4
9	21	<b>Pietro Fittipaldi (BRA)</b> WRT Team Audi Sport	WRT Audi RS 5 DTM	34	57:20.512	21.130	07.059	162.583	1:38.545	2
10	25	<b>Philipp Eng (AUT)</b> BMW Team RMR	ZF BMW M4 DTM	34	57:22.487	23.105	01.975	162.490	1:37.897	10
11	31	<b>Sheldon Van der Linde (RSA)</b> BMW Team RBM	Shell BMW M4 DTM	34	57:22.950	23.568	00.463	162.468	1:38.800	21
12	23	<b>Daniel Juncadella (ESP)</b> R-Motorsport 2	Aston Martin Vantage DTM	34	57:23.459	24.077	00.509	162.444	1:39.237	27
13	47	<b>Joel Eriksson (SWE)</b> BMW Team RBM	CATL BMW M4 DTM	34	57:42.778	43.396	19.319	161.537	1:38.254	27
14	7	<b>Bruno Spengler (CAN)</b> BMW Team RMG	BMW Bank M4 DTM	34	57:53.993	54.611	11.215	161.016	1:38.905	9
15	16	<b>Timo Glock (DEU)</b> BMW Team RMR	JIVS BMW M4 DTM	25	43:12.215	9 Runden	9 Runden	158.667	1:39.080	4
<b>NOT CLASSIFIED</b>										
	3	<b>Paul Di Resta (GBR)</b> R-Motorsport 1	Aston Martin Vantage DTM	20	34:04.504	14 Runden		160.939	1:39.215	19
	62	<b>Ferdinand von Habsburg (AUT)</b> R-Motorsport 2	Aston Martin Vantage DTM	8	13:33.514	26 Runden		161.787	1:39.498	3
	76	<b>Jake Dennis (GBR)</b> R-Motorsport 1	Aston Martin Vantage DTM	2	4:07.205	32 Runden		133.104	1:51.033	1

fastest lap: 25 Eng Philipp 1:37.897 = 168.054 km/h at lap 10

Issued:

Clerk of the Course:

Timekeeper:

**Subject to final scrutineering !**



Lapchart: DTM race 2

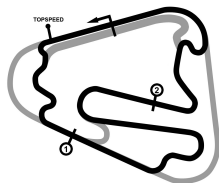
POS	1	2	3	4	5	6	7	8	9	10	11	12	13	14	15	16	17	18
LAP 1	53	33	4	27	21	99	28	11	47	51	25	7	31	76	3	16	62	23
LAP 2	53	33	4	27	21	99	28	11	47	51	25	7	31	3	16	62	23	76.
LAP 3	53	33	4	27	21	99	28	11	51	47	25	7	31	3	16	62	23	
LAP 4	33	53	4	27	21	99	28	11	51	25	47	7	31	3	16	62	23	
LAP 5	33	53	4	27	21	99	28	11	51	25	47	7	31	3	16	62	23	
LAP 6	33	53	4	27	21	99	28	11	51	25	47	7	31	3	16	62	23	
LAP 7	33	53	4	27	21	99	28	11	51	25	47	31	3	16	62	7.	23	
LAP 8	33	53	4	27	21	28	11	99.	47	51.	25.	31	3	16	62	23	7	
LAP 9	33	53	4	27	21	28	11	47	31	3	16	23	99	51	25	7		
LAP 10	33	53	4	21	28	27.	11	31	47.	3	16	23	99	51	25	7		
LAP 11	33	53	4	28	11	21.	31	3	16	23	99	51	27	25	47	7		
LAP 12	53	33.	4.	28	11	31	3	16	23	51	99	27	25	21	47	7		
LAP 13	53	28	11	31	3	16	23	33	51	99	27	4	25	21	47	7		
LAP 14	53	28	11	31	3	16	23	33	51	99	27	4	25	21	47	7		
LAP 15	53	28	11	31	3	23	16.	33	51	99	27	4	25	21	47	7		
LAP 16	53	28	11	31	3	23	33	51	99	27	4	21	25	47	7	16		
LAP 17	53.	28	11.	31	3.	23	33	51	99	27	4	21	25	47	7	16		
LAP 18	28.	31.	23	33	51	99	27	4	53	21	25	47	11	7	3	16		
LAP 19	23	33	51	99	27	4	53	21	11	25	47	28	31	7	3	16		
LAP 20	23.	33	51	99	4	27	53	21	11	25	47	28	31	16	7	3		
LAP 21	33	51	99	4	27	53	21	11	25	47	28	31	16	7	23			
LAP 22	33	51	99	4	53	27	11	21	25	47	28	31	16.	23	7.			
LAP 23	33	51	99	4	53	27	11	21	25	28	47	31	23	16	7			
LAP 24	33	51	99	4	53	27	11	21	28	25	31	47.	23	16	7			
LAP 25	33	51	99	4	53	27	11	28	21	25	31	23	47	7	16.			
LAP 26	33	51	99	4	53	11	27	28	21	25	31	23	47	7				
LAP 27	33	51	99	4	53	11	27	28	21	25	31	23	47	7				
LAP 28	33	51	99	4	53	11	27	28	21	25	31	23	47	7				
LAP 29	33	51	99	53	4	11	27	28	21	25	31	23	47	7				
LAP 30	33	51	99	53	4	11	27	28	21	25	31	23	47	7				
LAP 31	33	51	99	53	4	11	27	28	21	25	31	23	47	7				
LAP 32	33	51	99	53	4	11	27	28	21	25	31	23	47	7				
LAP 33	33	51	99	53	4	11	27	28	21	25	31	23	47	7				
LAP 34	33	51	99	53	4	11	27	28	21	25	31	23	47	7				

# DTM Lausitzring

Lausitzring, length 4570 m

23. - 25.08.2019

DTM



## Lap by Lap race 2, 25.08.2019

DMSB-Reg.No.: 220/19

3 Paul Di Resta , Aston Martin Vantage DTM / GBR															
1	1:51.566	2	1:39.513	3	1:39.366	4	1:39.563	5	1:40.088	6	1:40.256	7	1:40.310	8	1:40.003
9	1:39.672	10	1:40.187	11	1:39.975	12	1:40.024	13	1:39.931	14	1:39.912	15	1:40.030	16	1:40.228
pit	1:43.492	18	2:10.321	19	<b>1:39.215</b>	20	1:40.852								

4 Robin Frijns , Aral Ultimate Audi RS 5 DTM / NLD															
1	1:44.587	2	1:38.428	3	1:38.608	4	1:39.580	5	1:39.309	6	1:39.002	7	1:39.396	8	1:39.460
9	1:39.783	10	1:39.840	11	1:39.658	pit	1:41.914	13	2:11.305	14	1:39.670	15	<b>1:38.359</b>	16	1:39.042
17	1:39.881	18	1:40.024	19	1:39.863	20	1:40.168	21	1:40.335	22	1:40.827	23	1:40.498	24	1:40.562
25	1:40.227	26	1:40.396	27	1:40.093	28	1:39.929	29	1:40.818	30	1:40.031	31	1:40.111	32	1:39.610
33	1:39.734	34	1:39.675												

7 Bruno Spengler , BMW Bank M4 DTM / CAN															
1	1:50.193	2	1:39.028	3	1:39.449	4	1:40.244	5	1:40.257	6	1:40.165	pit	1:43.568	8	2:09.541
9	<b>1:38.905</b>	10	1:39.077	11	1:39.035	12	1:39.175	13	1:39.877	14	1:39.716	15	1:40.050	16	1:40.642
17	1:41.053	18	1:40.723	19	1:41.915	20	1:41.521	21	1:43.249	pit	1:44.024	23	2:09.847	24	1:39.387
25	1:39.783	26	1:39.504	27	1:39.309	28	1:39.293	29	1:39.308	30	1:39.304	31	1:39.057	32	1:39.159
33	1:39.201	34	1:39.434												

11 Marco Wittmann , Schaeffler BMW M4 DTM / DEU															
1	1:47.469	2	1:38.936	3	1:39.999	4	1:38.871	5	1:39.365	6	1:39.612	7	1:39.553	8	1:39.784
9	1:39.729	10	1:40.174	11	1:39.732	12	1:39.666	13	1:39.807	14	1:39.706	15	1:40.333	16	1:40.051
pit	1:43.135	18	2:09.900	19	1:39.111	20	<b>1:38.763</b>	21	1:38.966	22	1:39.948	23	1:39.277	24	1:40.293
25	1:40.407	26	1:41.179	27	1:39.662	28	1:39.733	29	1:39.812	30	1:39.640	31	1:39.750	32	1:39.564
33	1:40.263	34	1:40.174												

16 Timo Glock , JVS BMW M4 DTM / DEU															
1	1:51.572	2	1:40.179	3	1:39.625	4	<b>1:39.080</b>	5	1:39.950	6	1:40.332	7	1:40.532	8	1:41.596
9	1:39.941	10	1:39.971	11	1:40.016	12	1:39.490	13	1:39.841	14	1:40.278	pit	1:43.514	16	2:09.102
17	1:40.081	18	1:39.902	19	1:39.116	20	1:40.005	21	1:40.319	pit	1:43.259	23	2:11.034	24	1:39.919
pit	1:53.561														

21 Pietro Fittipaldi , WRT Audi RS 5 DTM / BRA															
1	1:45.746	2	<b>1:38.545</b>	3	1:39.007	4	1:39.096	5	1:39.364	6	1:39.540	7	1:39.692	8	1:39.757
9	1:39.887	10	1:39.758	pit	1:43.000	12	2:11.188	13	1:39.100	14	1:38.795	15	1:40.422	16	1:39.395
17	1:39.807	18	1:39.921	19	1:39.781	20	1:39.816	21	1:40.801	22	1:42.435	23	1:41.117	24	1:41.137
25	1:40.880	26	1:41.180	27	1:40.388	28	1:40.265	29	1:40.433	30	1:40.409	31	1:40.217	32	1:39.781
33	1:39.604	34	1:40.248												

23 Daniel Juncadella , Aston Martin Vantage DTM / ESP															
1	1:52.150	2	1:41.393	3	1:39.901	4	1:39.954	5	1:39.797	6	1:40.229	7	1:39.958	8	1:41.021
9	1:40.207	10	1:39.914	11	1:40.003	12	1:39.881	13	1:40.156	14	1:39.903	15	1:40.037	16	1:40.476
17	1:40.466	18	1:40.355	19	1:40.422	pit	1:42.835	21	2:10.570	22	1:39.506	23	1:39.240	24	1:39.494
25	1:39.421	26	1:39.434	27	<b>1:39.237</b>	28	1:39.312	29	1:39.552	30	1:39.438	31	1:39.312	32	1:39.432
33	1:39.719	34	1:40.734												

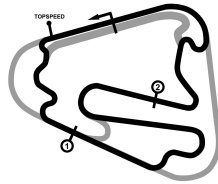
25 Philipp Eng , ZF BMW M4 DTM / AUT															
1	1:49.498	2	1:38.577	3	1:39.599	4	1:39.316	5	1:39.701	6	1:39.689	7	1:39.744	pit	1:42.813
9	2:07.261	10	<b>1:37.897</b>	11	1:38.279	12	1:38.866	13	1:39.828	14	1:41.033	15	1:40.755	16	1:40.984
17	1:40.326	18	1:40.518	19	1:41.599	20	1:40.127	21	1:40.718	22	1:40.709	23	1:40.878	24	1:40.992

# DTM Lausitzring

Lausitzring, length 4570 m

23. - 25.08.2019

DTM



# DTM

## Lap by Lap race 2, 25.08.2019

DMSB-Reg.No.: 220/19

25	1:40.666	26	1:40.397	27	1:40.265	28	1:40.188	29	1:40.556	30	1:40.190	31	1:39.737	32	1:39.885
33	1:40.214	34	1:40.682												

### 27 Jonathan Aberdein , WRT Audi RS 5 DTM / RSA

1	1:45.240	2	1:38.594	3	1:38.837	4	1:39.073	5	1:39.427	6	1:39.507	7	1:39.349	8	1:39.431
9	1:39.505	pit	1:42.860	11	2:10.227	12	<b>1:38.352</b>	13	1:39.456	14	1:38.884	15	1:39.355	16	1:39.554
17	1:39.933	18	1:39.589	19	1:40.139	20	1:40.634	21	1:41.456	22	1:41.314	23	1:40.422	24	1:40.552
25	1:40.562	26	1:42.632	27	1:40.247	28	1:40.032	29	1:39.687	30	1:39.278	31	1:39.698	32	1:39.100
33	1:39.587	34	1:40.621												

### 28 Loic Duval , MASCOT WORKWEAR Audi RS 5 DTM / FRA

1	1:47.136	2	1:39.134	3	1:39.144	4	<b>1:39.124</b>	5	1:39.276	6	1:39.435	7	1:39.381	8	1:39.574
9	1:39.915	10	1:39.471	11	1:39.575	12	1:39.694	13	1:39.754	14	1:39.699	15	1:39.894	16	1:40.078
17	1:40.232	pit	1:43.778	19	2:14.938	20	1:39.560	21	1:39.708	22	1:40.229	23	1:40.039	24	1:39.685
25	1:39.532	26	1:39.727	27	1:39.133	28	1:39.244	29	1:39.181	30	1:39.927	31	1:39.564	32	1:39.207
33	1:39.165	34	1:40.320												

### 31 Sheldon Van der Linde , Shell BMW M4 DTM / RSA

1	1:50.665	2	1:39.168	3	1:39.357	4	1:40.030	5	1:40.349	6	1:40.277	7	1:40.266	8	1:39.070
9	1:39.519	10	1:39.803	11	1:39.754	12	1:39.654	13	1:39.865	14	1:40.075	15	1:40.062	16	1:39.873
17	1:39.978	pit	1:43.683	19	2:10.167	20	1:39.352	21	<b>1:38.800</b>	22	1:39.299	23	1:41.160	24	1:39.858
25	1:40.607	26	1:40.493	27	1:40.209	28	1:40.374	29	1:40.490	30	1:40.274	31	1:39.785	32	1:39.693
33	1:40.079	34	1:40.862												

### 33 René Rast , Audi Sport RS 5 DTM / DEU

1	1:43.787	2	<b>1:38.193</b>	3	1:38.902	4	1:38.979	5	1:38.934	6	1:39.028	7	1:39.330	8	1:39.214
9	1:39.317	10	1:39.608	11	1:39.505	pit	1:42.280	13	2:08.838	14	1:38.583	15	1:38.722	16	1:38.993
17	1:39.574	18	1:39.431	19	1:39.458	20	1:39.460	21	1:40.192	22	1:40.207	23	1:39.950	24	1:40.244
25	1:40.434	26	1:40.343	27	1:39.847	28	1:39.765	29	1:39.641	30	1:39.557	31	1:39.744	32	1:39.576
33	1:39.529	34	1:40.217												

### 47 Joel Eriksson , CATL BMW M4 DTM / SWE

1	1:47.996	2	1:39.264	3	1:40.361	4	1:39.962	5	1:39.836	6	1:39.920	7	1:39.956	8	1:39.634
9	1:39.696	pit	1:42.821	11	2:08.099	12	1:38.603	13	1:38.701	14	1:38.819	15	1:39.877	16	1:40.697
17	1:40.330	18	1:41.109	19	1:41.213	20	1:40.646	21	1:40.306	22	1:40.728	23	1:41.457	pit	1:44.151
25	2:09.240	26	1:38.884	27	<b>1:38.254</b>	28	1:38.398	29	1:38.830	30	1:38.667	31	1:38.761	32	1:38.992
33	1:39.279	34	1:39.291												

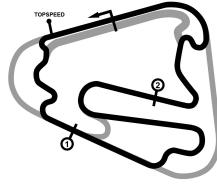
### 51 Nico Müller , Castrol EDGE Audi RS 5 DTM / CHE

1	1:48.333	2	1:39.306	3	1:39.533	4	1:39.018	5	1:39.237	6	1:39.506	7	1:39.438	pit	1:42.662
9	2:07.241	10	<b>1:37.941</b>	11	1:38.969	12	1:38.430	13	1:38.587	14	1:38.906	15	1:39.413	16	1:39.954
17	1:39.827	18	1:39.920	19	1:39.890	20	1:39.865	21	1:41.033	22	1:40.647	23	1:40.146	24	1:40.340
25	1:40.399	26	1:40.309	27	1:39.955	28	1:39.629	29	1:39.593	30	1:39.812	31	1:39.559	32	1:38.922
33	1:39.022	34	1:39.227												

### 53 Jamie Green , Hoffmann Group Audi RS 5 DTM / GBR

1	1:42.695	2	<b>1:38.698</b>	3	1:39.019	4	1:40.304	5	1:39.225	6	1:39.149	7	1:39.313	8	1:39.178
9	1:39.661	10	1:39.667	11	1:39.762	12	1:39.381	13	1:39.545	14	1:39.729	15	1:39.964	16	1:39.732
pit	1:43.024	18	2:11.195	19	1:39.697	20	1:39.938	21	1:40.567	22	1:40.016	23	1:40.307	24	1:40.562
25	1:40.589	26	1:40.439	27	1:39.899	28	1:39.593	29	1:39.537	30	1:39.788	31	1:40.015	32	1:39.347

DTM Lausitzring  
 Lausitzring, length 4570 m  
 23. - 25.08.2019  
 DTM



**DTM**

**DMSB**-Reg.No.: 220/19

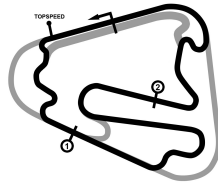
Lap by Lap race 2, 25.08.2019

33	1:39.457	34	1:40.008													
----	----------	----	----------	--	--	--	--	--	--	--	--	--	--	--	--	--

<b>62 Ferdinand von Habsburg , Aston Martin Vantage DTM / AUT</b>															
1	1:51.646	2	1:41.008	3	<b>1:39.498</b>	4	1:39.564	5	1:39.917	6	1:39.969	7	1:39.957	8	1:41.955

<b>76 Jake Dennis , Aston Martin Vantage DTM / GBR</b>															
1	1:51.033	pit	2:16.172												

<b>99 Mike Rockenfeller , Akrapovic Audi RS 5 DTM / DEU</b>															
1	1:46.491	2	1:38.984	3	1:39.108	4	1:38.966	5	1:39.392	6	1:39.294	7	1:39.567	pit	1:42.036
9	2:09.126	10	<b>1:38.669</b>	11	1:39.036	12	1:39.482	13	1:39.005	14	1:38.923	15	1:39.405	16	1:39.611
17	1:39.893	18	1:39.753	19	1:40.018	20	1:40.108	21	1:40.643	22	1:40.876	23	1:40.402	24	1:40.351
25	1:40.338	26	1:40.502	27	1:39.936	28	1:39.861	29	1:39.902	30	1:39.910	31	1:39.869	32	1:39.370
33	1:39.765	34	1:39.743												



Lap Analysis race 2, 25.08.2019

**3 Paul Di Resta , Aston Martin Vantage DTM / GBR**

theoretical besttime: 1:38.861

Lap	Time	S1	V1	S2	V2	S3	V3	Vmax	Lap	Time	S1	V1	S2	V2	S3	V3	Vmax
1	1:51.566	35.841	194	42.728	237	32.997	256		11	1:39.975	26.829	193	40.587	240	32.559	258	270
2	1:39.513	27.070	193	40.463	<b>244</b>	31.980	<b>265</b>	265	12	1:40.024	26.926	194	40.558	242	32.540	259	268
3	1:39.366	<b>26.533</b>	193	40.607	239	32.226	258	<b>276</b>	13	1:39.931	26.874	193	40.559	241	32.498	259	269
4	1:39.563	26.673	192	40.590	242	32.300	258	268	14	1:39.912	26.897	194	40.582	241	32.433	260	270
5	1:40.088	26.813	194	40.756	240	32.519	258	268	15	1:40.030	27.038	193	40.583	241	32.409	260	271
6	1:40.256	26.987	193	40.814	244	32.455	265	269	16	1:40.228	27.052	192	40.711	241	32.465	260	272
7	1:40.310	26.985	193	40.731	241	32.594	260	276	17	1:43.492	26.994	193	40.829	241			270
8	1:40.003	26.844	194	40.689	241	32.470	260	270	18	2:10.321	57.385	192	40.819	240	32.117	258	
9	1:39.672	26.888	194	<b>40.436</b>	241	32.348	265	270	19	<b>1:39.215</b>	26.567	194	40.756	241	<b>31.892</b>	258	267
10	1:40.187	26.868	192	40.846	240	32.473	259	276	20	1:40.852	26.550	<b>196</b>	41.259	218	33.043	258	268

**4 Robin Frijns , Aral Ultimate Audi RS 5 DTM / NLD**

theoretical besttime: 1:38.171

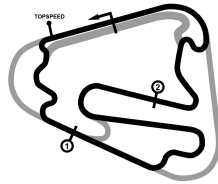
Lap	Time	S1	V1	S2	V2	S3	V3	Vmax	Lap	Time	S1	V1	S2	V2	S3	V3	Vmax
1	1:44.587	32.514	196	40.194	238	31.879	258		18	1:40.024	27.403	194	40.421	245	32.200	267	<b>281</b>
2	1:38.428	26.365	196	<b>39.995</b>	240	32.068	259	267	19	1:39.863	26.739	195	40.774	240	32.350	258	280
3	1:38.608	26.395	195	40.107	240	32.106	258	268	20	1:40.168	27.128	193	40.572	245	32.468	262	268
4	1:39.580	26.741	195	40.546	241	32.293	258	269	21	1:40.335	27.154	195	40.413	244	32.768	266	274
5	1:39.309	26.582	194	40.307	240	32.420	258	269	22	1:40.827	27.203	193	41.007	240	32.617	260	276
6	1:39.002	26.600	196	40.211	<b>246</b>	32.191	263	268	23	1:40.498	26.976	194	40.809	241	32.713	260	270
7	1:39.396	26.696	196	40.504	245	32.196	266	279	24	1:40.562	27.045	193	41.022	239	32.495	266	270
8	1:39.460	26.569	195	40.557	239	32.334	259	279	25	1:40.227	26.822	193	40.711	239	32.694	258	278
9	1:39.783	26.884	195	40.496	240	32.403	260	268	26	1:40.396	26.994	193	40.814	239	32.588	259	268
10	1:39.840	26.816	193	40.605	241	32.419	260	270	27	1:40.093	26.969	196	40.657	238	32.467	262	268
11	1:39.658	26.656	195	40.561	241	32.441	260	272	28	1:39.929	26.830	195	40.592	240	32.507	266	268
12	1:41.914	26.733	<b>198</b>	40.321	246			270	29	1:40.818	27.802	194	40.557	241	32.459	259	279
13	2:11.305	57.360	192	41.744	238	32.201	258		30	1:40.031	27.018	193	40.482	240	32.531	258	267
14	1:39.670	27.720	197	40.086	240	<b>31.864</b>	267	269	31	1:40.111	26.939	194	40.484	240	32.688	258	267
15	<b>1:38.359</b>	<b>26.312</b>	194	40.174	240	31.873	260	279	32	1:39.610	26.866	194	40.413	240	32.331	263	267
16	1:39.042	26.527	196	40.280	246	32.235	267	272	33	1:39.734	26.787	196	40.533	240	32.414	259	272
17	1:39.881	26.993	194	40.550	241	32.338	<b>268</b>	278	34	1:39.675	26.875	196	40.454	240	32.346	261	269

**7 Bruno Spengler , BMW Bank M4 DTM / CAN**

theoretical besttime: 1:38.700

Lap	Time	S1	V1	S2	V2	S3	V3	Vmax	Lap	Time	S1	V1	S2	V2	S3	V3	Vmax
1	1:50.193	35.542	<b>195</b>	42.249	236	32.402	257		18	1:40.723	27.367	192	40.874	238	32.482	257	267
2	1:39.028	26.515	194	40.506	238	32.007	257	267	19	1:41.915	27.428	192	41.080	238	33.407	257	267
3	1:39.449	<b>26.482</b>	194	40.700	239	32.267	257	268	20	1:41.521	27.197	194	41.100	237	33.224	253	267
4	1:40.244	26.699	193	40.877	240	32.668	255	268	21	1:43.249	27.681	192	42.578	233	32.990	255	263
5	1:40.257	26.880	192	40.852	238	32.525	255	266	22	1:44.024	27.263	192	41.034	239			266
6	1:40.165	26.988	194	40.829	239	32.348	<b>266</b>	266	23	2:09.847	56.733	190	41.056	238	32.058	255	
7	1:43.568	26.868	192	41.172	237			276	24	1:39.387	26.698	193	40.555	238	32.134	265	265
8	2:09.541	56.415	190	41.119	237	32.007	255		25	1:39.783	26.793	194	40.761	236	32.229	265	276
9	<b>1:38.905</b>	26.540	194	40.475	238	<b>31.890</b>	256	266	26	1:39.504	26.622	193	40.646	238	32.236	255	276
10	1:39.077	26.606	193	40.359	239	32.112	256	266	27	1:39.309	26.644	194	40.463	237	32.202	257	266
11	1:39.035	26.516	193	40.418	240	32.101	255	267	28	1:39.293	26.639	193	40.451	238	32.203	255	267
12	1:39.175	26.663	194	40.400	<b>241</b>	32.112	264	266	29	1:39.308	26.688	193	40.399	239	32.221	255	266
13	1:39.877	26.563	193	40.828	237	32.486	257	<b>277</b>	30	1:39.304	26.759	192	40.441	238	32.104	262	264
14	1:39.716	26.828	192	40.645	240	32.243	258	268	31	1:39.057	26.564	195	<b>40.328</b>	238	32.165	265	274
15	1:40.050	26.904	192	40.731	239	32.415	258	268	32	1:39.159	26.659	194	40.433	237	32.067	266	276
16	1:40.642	27.028	192	40.896	238	32.718	257	269	33	1:39.201	26.608	194	40.397	238	32.196	264	277
17	1:41.053	27.263	192	41.004	238	32.786	257	267	34	1:39.434	26.715	194	40.447	239	32.272	264	276





Lap Analysis race 2, 25.08.2019

**11 Marco Wittmann , Schaeffler BMW M4 DTM / DEU**

**theoretical besttime: 1:38.428**

Lap	Time	S1	V1	S2	V2	S3	V3	Vmax	Lap	Time	S1	V1	S2	V2	S3	V3	Vmax
1	1:47.469	34.409	<b>196</b>	41.191	238	31.869	259		18	2:09.900	56.814	190	41.176	236	31.910	257	
2	1:38.936	26.524	196	40.667	243	<b>31.745</b>	<b>267</b>	269	19	1:39.111	26.481	193	40.638	238	31.992	255	267
3	1:39.999	27.216	192	40.791	238	31.992	257	<b>279</b>	20	<b>1:38.763</b>	26.501	193	40.268	239	31.994	255	266
4	1:38.871	26.512	194	40.471	<b>244</b>	31.888	265	267	21	1:38.966	26.504	194	<b>40.213</b>	238	32.249	266	265
5	1:39.365	<b>26.470</b>	193	40.588	239	32.307	255	276	22	1:39.948	27.303	193	40.491	238	32.154	265	278
6	1:39.612	26.619	192	40.790	239	32.203	257	268	23	1:39.277	26.567	193	40.511	242	32.199	266	276
7	1:39.553	26.650	193	40.689	238	32.214	257	267	24	1:40.293	26.827	192	40.888	238	32.578	257	276
8	1:39.784	26.652	193	40.727	240	32.405	258	268	25	1:40.407	26.931	193	40.941	243	32.535	265	267
9	1:39.729	26.674	192	40.647	239	32.408	257	268	26	1:41.179	27.657	192	41.020	237	32.502	257	276
10	1:40.174	26.910	192	40.790	239	32.474	258	267	27	1:39.662	26.680	192	40.742	237	32.240	256	266
11	1:39.732	26.698	194	40.753	243	32.281	265	269	28	1:39.733	26.622	193	40.624	237	32.487	257	267
12	1:39.666	26.739	194	40.634	241	32.293	266	276	29	1:39.812	26.859	191	40.649	238	32.304	255	266
13	1:39.807	26.677	193	40.735	240	32.395	257	277	30	1:39.640	26.807	193	40.556	238	32.277	264	264
14	1:39.706	26.621	193	40.737	238	32.348	259	268	31	1:39.750	26.630	193	40.810	237	32.310	264	276
15	1:40.333	27.090	192	40.891	238	32.352	258	270	32	1:39.564	26.663	194	40.671	241	32.230	266	276
16	1:40.051	26.917	192	40.740	238	32.394	257	269	33	1:40.263	26.695	193	41.007	237	32.561	258	278
17	1:43.135	26.990	192	40.843	240			268	34	1:40.174	27.062	193	40.731	243	32.381	262	269

**16 Timo Glock , JIVS BMW M4 DTM / DEU**

**theoretical besttime: 1:38.863**

Lap	Time	S1	V1	S2	V2	S3	V3	Vmax	Lap	Time	S1	V1	S2	V2	S3	V3	Vmax
1	1:51.572	36.250	<b>196</b>	42.605	235	32.717	256		14	1:40.278	26.801	192	40.792	238	32.685	258	267
2	1:40.179	27.656	194	40.350	241	32.173	257	264	15	1:43.514	27.361	192	40.737	238			269
3	1:39.625	26.670	193	40.646	237	32.309	256	267	16	2:09.102	55.942	191	40.801	238	32.359	254	
4	<b>1:39.080</b>	<b>26.572</b>	192	40.324	239	32.184	264	267	17	1:40.081	26.749	192	41.101	236	32.231	255	265
5	1:39.950	26.823	194	40.686	238	32.441	265	276	18	1:39.902	26.800	191	40.970	238	32.132	257	266
6	1:40.332	27.009	194	40.931	<b>243</b>	32.392	<b>266</b>	276	19	1:39.116	26.825	192	<b>40.229</b>	240	<b>32.062</b>	264	267
7	1:40.532	27.034	192	40.992	238	32.506	257	<b>277</b>	20	1:40.005	26.633	193	40.584	238	32.788	264	276
8	1:41.596	28.571	195	40.729	238	32.296	265	269	21	1:40.319	26.918	192	40.777	238	32.624	255	274
9	1:39.941	26.881	192	40.591	239	32.469	257	276	22	1:43.259	26.888	192	40.794	237			264
10	1:39.971	26.652	193	40.759	238	32.560	257	266	23	2:11.034	57.666	189	41.012	237	32.356	252	
11	1:40.016	26.767	192	40.650	240	32.599	257	267	24	1:39.919	26.632	191	40.845	237	32.442	254	262
12	1:39.490	26.651	194	40.459	241	32.380	264	267	25	1:53.561	28.050	192	44.944	200			263
13	1:39.841	26.678	192	40.605	240	32.558	257	276									

**21 Pietro Fittipaldi , WRT Audi RS 5 DTM / BRA**

**theoretical besttime: 1:38.297**

Lap	Time	S1	V1	S2	V2	S3	V3	Vmax	Lap	Time	S1	V1	S2	V2	S3	V3	Vmax
1	1:45.746	33.305	196	40.583	238	<b>31.858</b>	258		18	1:39.921	26.989	193	40.518	240	32.414	260	267
2	<b>1:38.545</b>	<b>26.361</b>	196	40.193	240	31.991	260	266	19	1:39.781	26.922	193	40.412	241	32.447	258	270
3	1:39.007	26.666	194	40.204	240	32.137	259	270	20	1:39.816	27.087	195	40.270	241	32.459	264	267
4	1:39.096	26.557	194	40.313	241	32.226	258	270	21	1:40.801	27.218	193	40.534	241	33.049	262	277
5	1:39.364	26.640	195	40.308	241	32.416	257	267	22	1:42.435	28.238	193	41.153	239	33.044	259	270
6	1:39.540	26.790	193	40.464	241	32.286	264	266	23	1:41.117	27.341	193	40.761	241	33.015	258	269
7	1:39.692	26.752	194	40.574	240	32.366	259	277	24	1:41.137	27.420	192	40.989	238	32.728	258	267
8	1:39.757	26.763	194	40.570	240	32.424	260	269	25	1:40.880	27.170	193	40.832	239	32.878	256	268
9	1:39.887	26.958	194	40.484	241	32.445	260	270	26	1:41.180	27.570	194	40.967	239	32.643	262	266
10	1:39.758	26.862	195	40.494	240	32.402	266	270	27	1:40.388	27.091	194	40.775	239	32.522	260	271
11	1:43.000	26.861	195	40.378	<b>245</b>			277	28	1:40.265	27.122	195	40.578	244	32.565	267	270
12	2:11.188	58.652	191	40.648	240	31.888	257		29	1:40.433	27.168	194	40.599	240	32.666	258	279
13	1:39.100	26.456	193	40.518	240	32.126	258	266	30	1:40.409	27.166	194	40.684	241	32.559	259	268
14	1:38.795	26.643	196	<b>40.078</b>	241	32.074	<b>268</b>	270	31	1:40.217	26.960	196	40.634	240	32.623	265	267
15	1:40.422	26.919	196	40.869	241	32.634	266	<b>279</b>	32	1:39.781	26.733	196	40.617	244	32.431	267	274
16	1:39.395	26.845	195	40.205	240	32.345	265	277	33	1:39.604	26.800	<b>197</b>	40.348	244	32.456	258	279
17	1:39.807	26.854	193	40.572	241	32.381	258	276	34	1:40.248	27.043	195	40.562	244	32.643	257	268

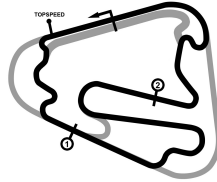


# DTM Lausitzring

Lausitzring, length 4570 m

23. - 25.08.2019

DTM



## Lap Analysis race 2, 25.08.2019

DMSB-Reg.No.: 220/19

23 Daniel Juncadella , Aston Martin Vantage DTM / ESP									theoretical besttime: 1:38.906								
Lap	Time	S1	V1	S2	V2	S3	V3	Vmax	Lap	Time	S1	V1	S2	V2	S3	V3	Vmax
1	1:52.150	36.600	190	42.584	237	32.966	258		18	1:40.355	27.141	192	40.642	238	32.572	257	267
2	1:41.393	27.996	192	40.974	237	32.423	256	270	19	1:40.422	27.218	192	40.603	239	32.601	255	267
3	1:39.901	26.802	192	40.873	237	32.226	255	266	20	1:42.835	27.166	193	40.510	240			266
4	1:39.954	26.882	191	40.752	238	32.320	255	266	21	2:10.570	57.038	191	40.980	238	32.552	254	
5	1:39.797	26.774	193	40.636	239	32.387	254	264	22	1:39.506	26.879	194	40.553	237	<b>32.074</b>	257	266
6	1:40.229	27.034	193	40.732	240	32.463	255	265	23	1:39.240	26.722	193	40.294	237	32.224	256	267
7	1:39.958	26.811	193	40.723	238	32.424	257	266	24	1:39.494	26.743	192	<b>40.265</b>	239	32.486	255	267
8	1:41.021	27.227	193	41.174	238	32.620	258	269	25	1:39.421	26.699	193	40.283	238	32.439	255	266
9	1:40.207	26.932	193	40.810	238	32.465	257	269	26	1:39.434	26.653	193	40.376	238	32.405	256	264
10	1:39.914	26.917	193	40.568	243	32.429	262	266	27	<b>1:39.237</b>	26.612	193	40.284	238	32.341	257	267
11	1:40.003	26.869	192	40.612	240	32.522	257	275	28	1:39.312	<b>26.567</b>	194	40.330	238	32.415	256	267
12	1:39.881	26.849	194	40.485	242	32.547	257	267	29	1:39.552	26.787	193	40.352	240	32.413	255	266
13	1:40.156	26.917	192	40.685	238	32.554	258	267	30	1:39.438	26.822	195	40.299	<b>246</b>	32.317	264	266
14	1:39.903	26.906	194	40.503	243	32.494	264	267	31	1:39.312	26.590	194	40.392	243	32.330	264	275
15	1:40.037	26.980	194	40.605	243	32.452	264	276	32	1:39.432	26.727	195	40.435	243	32.270	<b>265</b>	<b>277</b>
16	1:40.476	27.131	192	40.708	239	32.637	257	276	33	1:39.719	26.619	<b>196</b>	40.605	246	32.495	265	276
17	1:40.466	27.074	192	40.696	240	32.696	256	266	34	1:40.734	27.005	195	41.021	246	32.708	264	275

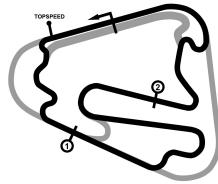
25 Philipp Eng , ZF BMW M4 DTM / AUT									theoretical besttime: 1:37.851								
Lap	Time	S1	V1	S2	V2	S3	V3	Vmax	Lap	Time	S1	V1	S2	V2	S3	V3	Vmax
1	1:49.498	35.870	196	41.721	233	31.907	256		18	1:40.518	27.002	192	40.836	238	32.680	257	267
2	1:38.577	26.200	194	40.432	238	31.945	<b>267</b>	266	19	1:41.599	27.248	180	41.680	239	32.671	257	268
3	1:39.599	26.405	<b>198</b>	40.882	244	32.312	264	<b>279</b>	20	1:40.127	26.831	193	40.632	239	32.664	255	266
4	1:39.316	26.431	193	40.484	239	32.401	257	275	21	1:40.718	27.045	193	40.834	238	32.839	256	263
5	1:39.701	26.750	191	40.642	239	32.309	255	266	22	1:40.709	27.121	192	40.878	238	32.710	256	266
6	1:39.689	26.659	192	40.637	239	32.393	255	266	23	1:40.878	27.036	193	40.847	238	32.995	257	266
7	1:39.744	26.671	193	40.642	238	32.431	257	266	24	1:40.992	27.454	192	40.973	238	32.565	257	266
8	1:42.813	26.545	195	40.708	238			267	25	1:40.666	26.900	192	41.096	238	32.670	256	267
9	2:07.261	55.182	189	40.322	240	31.757	255		26	1:40.397	26.799	193	40.979	238	32.619	257	266
10	<b>1:37.897</b>	26.190	195	<b>40.034</b>	244	<b>31.673</b>	266	265	27	1:40.265	26.752	193	40.937	237	32.576	257	267
11	1:38.279	<b>26.144</b>	196	40.336	244	31.799	267	277	28	1:40.188	26.882	194	40.772	237	32.534	257	267
12	1:38.866	26.630	196	40.208	<b>246</b>	32.028	264	279	29	1:40.556	27.060	192	40.940	238	32.556	256	266
13	1:39.828	26.492	196	41.253	240	32.083	267	276	30	1:40.190	26.859	194	40.832	242	32.499	265	265
14	1:41.033	28.020	193	40.673	238	32.340	258	279	31	1:39.737	26.718	193	40.656	237	32.363	265	276
15	1:40.755	26.918	193	41.011	238	32.826	258	270	32	1:39.885	26.788	194	40.718	241	32.379	267	276
16	1:40.984	27.401	193	40.852	238	32.731	258	267	33	1:40.214	26.754	197	40.953	241	32.507	262	278
17	1:40.326	26.921	193	40.823	239	32.582	257	268	34	1:40.682	27.082	193	41.017	238	32.583	263	275

# DTM Lausitzring

Lausitzring, length 4570 m

23. - 25.08.2019

DTM



## Lap Analysis race 2, 25.08.2019

DMSB-Reg.No.: 220/19

### 27 Jonathan Aberdein , WRT Audi RS 5 DTM / RSA

theoretical besttime: 1:38.201

Lap	Time	S1	V1	S2	V2	S3	V3	Vmax	Lap	Time	S1	V1	S2	V2	S3	V3	Vmax
1	1:45.240	33.028	195	40.417	238	<b>31.795</b>	259		18	1:39.589	27.045	192	40.341	245	32.203	<b>269</b>	276
2	1:38.594	<b>26.342</b>	194	40.317	239	31.935	258	267	19	1:40.139	27.092	194	40.538	<b>248</b>	32.509	266	278
3	1:38.837	26.613	194	40.104	240	32.120	258	266	20	1:40.634	27.128	193	40.665	240	32.841	258	274
4	1:39.073	26.535	193	40.220	240	32.318	256	267	21	1:41.456	27.577	193	40.804	240	33.075	258	266
5	1:39.427	26.672	195	40.286	240	32.469	257	265	22	1:41.314	27.743	192	40.822	240	32.749	259	266
6	1:39.507	26.788	190	40.469	240	32.250	259	267	23	1:40.422	27.157	195	40.488	240	32.777	257	266
7	1:39.349	26.674	194	40.341	240	32.334	258	266	24	1:40.552	27.208	194	40.593	244	32.751	264	266
8	1:39.431	26.696	195	40.428	242	32.307	258	268	25	1:40.562	27.043	192	40.793	240	32.726	258	274
9	1:39.505	26.731	193	40.313	240	32.461	257	266	26	1:42.632	28.845	192	41.012	238	32.775	257	266
10	1:42.860	26.868	194	40.501	240			266	27	1:40.247	27.029	192	40.625	238	32.593	260	266
11	2:10.227	56.395	191	41.868	240	31.964	255		28	1:40.032	26.876	195	40.376	241	32.780	257	267
12	<b>1:38.352</b>	26.464	195	<b>40.064</b>	247	31.824	267	263	29	1:39.687	27.019	193	40.326	241	32.342	263	266
13	1:39.456	26.837	<b>200</b>	40.389	245	32.230	258	276	30	1:39.278	26.861	196	40.160	246	32.257	258	273
14	1:38.884	26.512	193	40.217	236	32.155	259	267	31	1:39.698	26.875	195	40.374	245	32.449	267	267
15	1:39.355	26.758	196	40.226	241	32.371	257	267	32	1:39.100	26.653	193	40.215	243	32.232	263	276
16	1:39.554	26.756	194	40.468	241	32.330	266	267	33	1:39.587	26.668	194	40.267	246	32.652	267	269
17	1:39.933	26.881	195	40.631	244	32.421	266	278	34	1:40.621	27.252	194	40.738	240	32.631	258	<b>280</b>

### 28 Loic Duval , MASCOT WORKWEAR Audi RS 5 DTM / FRA

theoretical besttime: 1:38.550

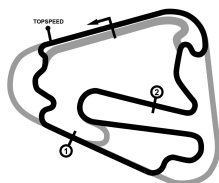
Lap	Time	S1	V1	S2	V2	S3	V3	Vmax	Lap	Time	S1	V1	S2	V2	S3	V3	Vmax
1	1:47.136	34.158	196	40.870	238	32.108	258		18	1:43.778	27.201	194	40.750	241			270
2	1:39.134	<b>26.489</b>	194	40.524	240	32.121	264	268	19	2:14.938	1:01.920	189	41.117	239	<b>31.901</b>	255	
3	1:39.144	26.783	195	40.241	241	32.120	258	276	20	1:39.560	26.661	193	40.579	241	32.320	257	267
4	<b>1:39.124</b>	26.811	195	40.223	242	32.090	258	267	21	1:39.708	26.790	194	40.500	242	32.418	257	266
5	1:39.276	26.535	194	40.345	241	32.396	256	267	22	1:40.229	26.990	193	40.749	241	32.490	<b>272</b>	266
6	1:39.435	26.710	194	40.510	240	32.215	257	266	23	1:40.039	26.885	194	40.346	<b>246</b>	32.808	269	279
7	1:39.381	26.630	194	40.403	240	32.348	258	268	24	1:39.685	26.859	193	40.477	241	32.349	258	<b>280</b>
8	1:39.574	26.714	197	40.516	241	32.344	259	267	25	1:39.532	26.818	194	40.313	246	32.401	269	267
9	1:39.915	26.880	196	40.468	240	32.567	258	267	26	1:39.727	26.898	194	40.502	241	32.327	259	276
10	1:39.471	26.821	197	40.420	240	32.230	266	267	27	1:39.133	26.644	194	40.273	241	32.216	258	268
11	1:39.575	26.804	194	40.525	241	32.246	260	278	28	1:39.244	26.730	196	<b>40.160</b>	240	32.354	267	267
12	1:39.694	26.785	194	40.643	242	32.266	258	270	29	1:39.181	26.814	196	40.268	242	32.099	269	277
13	1:39.754	26.826	194	40.511	242	32.417	258	267	30	1:39.927	27.047	193	40.462	242	32.418	257	277
14	1:39.699	26.793	195	40.483	241	32.423	260	267	31	1:39.564	26.885	196	40.480	246	32.199	264	267
15	1:39.894	26.988	193	40.636	240	32.270	259	269	32	1:39.207	26.720	196	40.375	246	32.112	266	275
16	1:40.078	27.207	193	40.489	240	32.382	258	269	33	1:39.165	26.618	<b>198</b>	40.315	246	32.232	267	279
17	1:40.232	27.062	193	40.674	241	32.496	257	268	34	1:40.320	27.178	196	40.792	246	32.350	267	279

# DTM Lausitzring

Lausitzring, length 4570 m

23. - 25.08.2019

DTM



## Lap Analysis race 2, 25.08.2019

DMSB-Reg.No.: 220/19

### 31 Sheldon Van der Linde , Shell BMW M4 DTM / RSA

theoretical besttime: 1:38.756

Lap	Time	S1	V1	S2	V2	S3	V3	Vmax	Lap	Time	S1	V1	S2	V2	S3	V3	Vmax
1	1:50.665	35.663	187	42.346	<b>240</b>	32.656	258		18	1:43.683	27.020	192	40.843	239			267
2	1:39.168	26.576	194	40.503	238	32.089	259	268	19	2:10.167	57.001	190	41.224	239	<b>31.942</b>	255	
3	1:39.357	26.494	193	40.621	238	32.242	258	270	20	1:39.352	26.400	<b>195</b>	40.746	234	32.206	264	265
4	1:40.030	26.671	192	40.761	238	32.598	257	270	21	<b>1:38.800</b>	<b>26.350</b>	195	<b>40.464</b>	238	31.986	265	274
5	1:40.349	26.960	191	40.873	238	32.516	255	266	22	1:39.299	26.545	194	40.612	237	32.142	<b>268</b>	276
6	1:40.277	26.970	193	40.835	240	32.472	258	266	23	1:41.160	27.469	192	41.162	238	32.529	260	<b>279</b>
7	1:40.266	26.769	194	41.243	235	32.254	265	268	24	1:39.858	26.808	192	40.653	238	32.397	258	270
8	1:39.070	26.525	194	40.511	238	32.034	266	275	25	1:40.607	26.879	193	41.033	238	32.695	258	268
9	1:39.519	26.644	193	40.592	239	32.283	257	278	26	1:40.493	26.967	192	40.972	238	32.554	258	270
10	1:39.803	26.707	193	40.774	238	32.322	258	267	27	1:40.209	26.872	193	40.906	237	32.431	258	268
11	1:39.754	26.639	193	40.781	238	32.334	257	268	28	1:40.374	27.069	193	40.762	238	32.543	257	269
12	1:39.654	26.693	193	40.671	240	32.290	257	267	29	1:40.490	27.067	191	40.937	238	32.486	257	268
13	1:39.865	26.816	193	40.693	239	32.356	257	267	30	1:40.274	26.951	192	40.797	239	32.526	257	267
14	1:40.075	26.820	194	40.811	238	32.444	258	267	31	1:39.785	26.739	194	40.797	237	32.249	265	269
15	1:40.062	26.869	193	40.872	238	32.321	258	269	32	1:39.693	26.692	194	40.789	237	32.212	266	276
16	1:39.873	26.869	192	40.687	238	32.317	257	269	33	1:40.079	26.854	194	40.962	237	32.263	265	279
17	1:39.978	26.773	192	40.781	238	32.424	257	267	34	1:40.862	27.215	194	41.071	239	32.576	264	278

### 33 René Rast , Audi Sport RS 5 DTM / DEU

theoretical besttime: 1:38.047

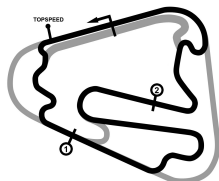
Lap	Time	S1	V1	S2	V2	S3	V3	Vmax	Lap	Time	S1	V1	S2	V2	S3	V3	Vmax
1	1:43.787	32.034	196	40.089	241	<b>31.664</b>	258		18	1:39.431	26.732	194	40.326	241	32.373	258	267
2	<b>1:38.193</b>	<b>26.309</b>	<b>198</b>	40.093	239	31.791	<b>267</b>	266	19	1:39.458	26.773	194	40.282	241	32.403	258	269
3	1:38.902	26.453	194	40.404	241	32.045	258	<b>276</b>	20	1:39.460	26.757	194	40.228	242	32.475	257	267
4	1:38.979	26.647	194	40.173	241	32.159	257	268	21	1:40.192	27.011	193	40.313	241	32.868	258	266
5	1:38.934	26.614	194	<b>40.074</b>	240	32.246	256	266	22	1:40.207	26.959	194	40.491	241	32.757	258	266
6	1:39.028	26.628	194	40.127	241	32.273	256	264	23	1:39.950	26.889	194	40.570	240	32.491	259	267
7	1:39.330	26.638	194	40.430	240	32.262	258	266	24	1:40.244	27.001	192	40.629	239	32.614	259	266
8	1:39.214	26.614	195	40.369	241	32.231	258	268	25	1:40.434	26.970	194	40.712	239	32.752	257	266
9	1:39.317	26.703	195	40.285	241	32.329	258	267	26	1:40.343	26.837	193	40.779	237	32.727	258	267
10	1:39.608	26.790	193	40.366	240	32.452	259	266	27	1:39.847	26.893	194	40.562	240	32.392	259	267
11	1:39.505	26.695	194	40.309	240	32.501	257	269	28	1:39.765	26.779	195	40.372	240	32.614	259	267
12	1:42.280	26.739	194	40.324	<b>242</b>			267	29	1:39.641	26.911	194	40.349	241	32.381	258	269
13	2:08.838	56.147	193	40.778	240	31.913	258		30	1:39.557	26.817	194	40.315	241	32.425	258	267
14	1:38.583	26.339	194	40.289	240	31.955	258	267	31	1:39.744	26.815	194	40.441	241	32.488	258	267
15	1:38.722	26.548	193	40.144	241	32.030	259	267	32	1:39.576	26.712	195	40.384	240	32.480	259	267
16	1:38.993	26.660	193	40.135	241	32.198	259	267	33	1:39.529	26.680	195	40.491	239	32.358	259	268
17	1:39.574	26.701	193	40.425	241	32.448	258	267	34	1:40.217	26.769	194	40.816	239	32.632	245	270

# DTM Lausitzring

Lausitzring, length 4570 m

23. - 25.08.2019

DTM



DMSB-Reg.No.: 220/19

## Lap Analysis race 2, 25.08.2019

### 47 Joel Eriksson , CATL BMW M4 DTM / SWE

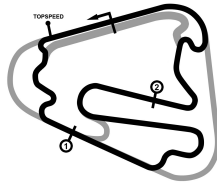
theoretical besttime: 1:38.177

Lap	Time	S1	V1	S2	V2	S3	V3	Vmax	Lap	Time	S1	V1	S2	V2	S3	V3	Vmax
1	1:47.996	35.015	193	40.786	241	32.195	258		18	1:41.109	27.674	192	40.804	238	32.631	245	270
2	1:39.264	26.451	<b>195</b>	40.653	238	32.160	258	269	19	1:41.213	27.460	192	41.136	239	32.617	258	247
3	1:40.361	26.615	194	40.941	240	32.805	251	268	20	1:40.646	26.931	193	40.989	227	32.726	257	267
4	1:39.962	26.985	194	40.738	238	32.239	264	256	21	1:40.306	26.958	194	40.707	243	32.641	265	267
5	1:39.836	26.642	193	40.790	238	32.404	257	276	22	1:40.728	27.104	192	40.868	244	32.756	266	277
6	1:39.920	26.834	193	40.740	238	32.346	257	267	23	1:41.457	27.613	193	41.092	237	32.752	257	278
7	1:39.956	26.791	193	40.767	237	32.398	258	266	24	1:44.151	27.688	192	41.149	237			262
8	1:39.634	26.757	195	40.562	239	32.315	<b>266</b>	268	25	2:09.240	56.076	191	41.059	236	32.105	254	
9	1:39.696	26.858	192	40.612	238	32.226	257	276	26	1:38.884	26.411	193	40.593	237	<b>31.880</b>	255	264
10	1:42.821	26.751	193	40.800	237			267	27	<b>1:38.254</b>	<b>26.286</b>	194	<b>40.083</b>	237	31.885	257	266
11	2:08.099	55.398	187	40.796	237	31.905	255		28	1:38.398	<b>26.214</b>	194	40.155	238	32.029	255	267
12	1:38.603	26.385	193	40.328	240	31.890	258	264	29	1:38.830	26.474	194	40.288	238	32.068	255	266
13	1:38.701	26.422	194	40.286	243	31.993	266	267	30	1:38.667	26.342	194	40.238	244	32.087	263	266
14	1:38.819	26.514	194	40.283	<b>244</b>	32.022	266	277	31	1:38.761	26.530	194	40.152	236	32.079	265	275
15	1:39.877	26.573	193	40.939	<b>236</b>	32.365	258	<b>278</b>	32	1:38.992	26.511	195	40.367	243	32.114	266	276
16	1:40.697	27.041	193	41.088	238	32.568	258	269	33	1:39.279	26.599	193	40.470	242	32.210	262	276
17	1:40.330	26.929	192	40.962	238	32.439	259	269	34	1:39.291	26.545	195	40.524	243	32.222	264	275

### 51 Nico Müller , Castrol EDGE Audi RS 5 DTM / CHE

theoretical besttime: 1:37.804

Lap	Time	S1	V1	S2	V2	S3	V3	Vmax	Lap	Time	S1	V1	S2	V2	S3	V3	Vmax
1	1:48.333	35.240	193	40.706	241	32.387	260		18	1:39.920	26.840	193	40.576	240	32.504	259	266
2	1:39.306	26.584	195	40.419	241	32.303	259	268	19	1:39.890	26.995	193	40.435	240	32.460	257	268
3	1:39.533	26.691	196	40.577	<b>248</b>	32.265	264	267	20	1:39.865	27.050	193	40.381	240	32.434	255	267
4	1:39.018	26.413	194	40.265	242	32.340	258	275	21	1:41.033	27.049	193	40.554	238	33.430	256	264
5	1:39.237	26.502	194	40.218	240	32.517	257	267	22	1:40.647	27.221	193	40.737	239	32.689	258	266
6	1:39.506	26.690	194	40.415	241	32.401	258	266	23	1:40.146	26.891	194	40.657	239	32.598	258	267
7	1:39.438	26.659	194	40.325	247	32.454	265	266	24	1:40.340	27.047	193	40.702	238	32.591	257	266
8	1:42.662	26.650	197	40.382	246			<b>276</b>	25	1:40.399	26.900	193	40.788	237	32.711	255	266
9	2:07.241	55.349	191	40.191	241	<b>31.701</b>	256		26	1:40.309	26.842	193	40.815	238	32.652	259	264
10	<b>1:37.941</b>	<b>26.168</b>	196	<b>39.935</b>	245	31.838	265	264	27	1:39.955	26.851	194	40.593	238	32.511	258	267
11	1:38.969	26.340	<b>198</b>	40.712	244	31.917	263	275	28	1:39.629	26.797	194	40.375	240	32.457	257	267
12	1:38.430	26.330	196	40.207	246	31.893	<b>266</b>	275	29	1:39.593	26.856	193	40.406	239	32.331	256	267
13	1:38.587	26.297	193	40.153	240	32.137	257	276	30	1:39.812	26.837	194	40.481	239	32.494	256	264
14	1:38.906	26.504	195	40.127	245	32.275	264	269	31	1:39.559	26.791	195	40.318	240	32.450	262	264
15	1:39.413	26.668	193	40.487	239	32.258	260	275	32	1:38.922	26.503	197	40.273	238	32.146	265	272
16	1:39.954	26.776	192	40.604	238	32.574	257	269	33	1:39.022	26.495	197	40.247	239	32.280	266	274
17	1:39.827	26.846	193	40.544	240	32.437	257	267	34	1:39.227	26.477	196	40.238	238	32.512	262	276



Lap Analysis race 2, 25.08.2019

**53 Jamie Green , Hoffmann Group Audi RS 5 DTM / GBR**

theoretical besttime: 1:37.655

Lap	Time	S1	V1	S2	V2	S3	V3	Vmax	Lap	Time	S1	V1	S2	V2	S3	V3	Vmax
1	1:42.695	31.320	196	<b>39.834</b>	240	<b>31.541</b>	257		18	2:11.195	58.261	193	40.692	238	32.242	257	
2	<b>1:38.698</b>	<b>26.280</b>	195	40.425	238	31.993	257	265	19	1:39.697	26.767	194	40.717	235	32.213	256	266
3	1:39.019	26.555	194	40.390	238	32.074	257	265	20	1:39.938	26.807	195	40.812	237	32.319	258	265
4	1:40.304	27.647	194	40.477	239	32.180	257	224	21	1:40.567	26.965	194	40.905	241	32.697	264	267
5	1:39.225	26.602	194	40.395	238	32.228	257	265	22	1:40.016	27.089	193	40.624	244	32.303	266	275
6	1:39.149	26.710	194	40.250	<b>244</b>	32.189	262	265	23	1:40.307	26.879	194	40.862	237	32.566	258	275
7	1:39.313	26.755	193	40.411	237	32.147	265	272	24	1:40.562	26.995	<b>197</b>	41.203	242	32.364	269	267
8	1:39.178	26.556	194	40.456	239	32.166	258	274	25	1:40.589	26.914	195	40.920	237	32.755	257	280
9	1:39.661	26.851	194	40.456	239	32.354	257	267	26	1:40.439	27.119	193	40.877	238	32.443	258	266
10	1:39.667	26.844	195	40.462	238	32.361	264	266	27	1:39.899	26.897	194	40.616	237	32.386	258	266
11	1:39.762	26.725	193	40.681	238	32.356	257	276	28	1:39.593	26.882	196	40.523	243	32.188	<b>272</b>	268
12	1:39.381	26.853	196	40.363	239	32.165	266	266	29	1:39.537	27.092	195	40.227	243	32.218	258	<b>281</b>
13	1:39.545	26.739	193	40.596	240	32.210	258	276	30	1:39.788	26.864	194	40.623	243	32.301	266	267
14	1:39.729	26.635	194	40.637	238	32.457	259	267	31	1:40.015	26.804	195	40.830	238	32.381	258	276
15	1:39.964	26.948	194	40.674	239	32.342	260	267	32	1:39.347	26.803	195	40.382	238	32.162	260	268
16	1:39.732	26.948	192	40.515	238	32.269	259	268	33	1:39.457	26.629	197	40.639	242	32.189	268	269
17	1:43.024	26.960	192	40.562	240			267	34	1:40.008	27.108	197	40.540	243	32.360	259	279

**62 Ferdinand von Habsburg , Aston Martin Vantage DTM / AUT**

theoretical besttime: 1:39.322

Lap	Time	S1	V1	S2	V2	S3	V3	Vmax	Lap	Time	S1	V1	S2	V2	S3	V3	Vmax
1	1:51.646	36.420	194	42.403	234	32.823	<b>269</b>		5	1:39.917	26.842	193	40.578	240	32.497	257	268
2	1:41.008	28.218	194	40.579	241	<b>32.211</b>	257	274	6	1:39.969	26.964	193	40.682	241	32.323	258	266
3	<b>1:39.498</b>	26.716	194	40.555	240	32.227	258	271	7	1:39.957	26.864	<b>195</b>	40.762	245	32.331	268	267
4	1:39.564	<b>26.698</b>	193	<b>40.413</b>	242	32.453	256	270	8	1:41.955	28.778	195	40.811	<b>246</b>	32.366	268	<b>279</b>

**76 Jake Dennis , Aston Martin Vantage DTM / GBR**

theoretical besttime: 1:42.902

Lap	Time	S1	V1	S2	V2	S3	V3	Vmax	Lap	Time	S1	V1	S2	V2	S3	V3	Vmax
1	1:51.033	35.701	<b>194</b>	<b>42.595</b>	<b>240</b>	<b>32.737</b>	<b>260</b>		2	2:16.172	<b>27.570</b>	150	1:00.217	129			<b>267</b>

**99 Mike Rockenfeller , Akrapovic Audi RS 5 DTM / DEU**

theoretical besttime: 1:38.295

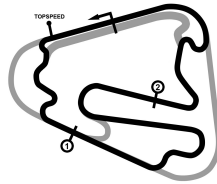
Lap	Time	S1	V1	S2	V2	S3	V3	Vmax	Lap	Time	S1	V1	S2	V2	S3	V3	Vmax
1	1:46.491	33.889	195	40.573	238	32.029	258		18	1:39.753	26.986	193	40.721	240	32.046	262	275
2	1:38.984	26.679	196	40.430	240	31.875	258	269	19	1:40.018	27.127	196	40.698	246	32.193	267	272
3	1:39.108	26.788	195	40.375	240	31.945	258	267	20	1:40.108	27.134	194	40.749	240	32.225	259	276
4	1:38.966	26.610	193	40.388	241	31.968	257	267	21	1:40.643	27.095	194	40.751	240	32.797	260	267
5	1:39.392	26.637	194	40.501	240	32.254	257	266	22	1:40.876	27.358	194	41.028	241	32.490	262	271
6	1:39.294	26.712	194	40.481	241	32.101	258	266	23	1:40.402	27.060	195	40.917	239	32.425	261	270
7	1:39.567	26.705	195	40.603	240	32.259	259	266	24	1:40.351	26.971	193	40.989	240	32.391	262	270
8	1:42.036	26.635	<b>198</b>	<b>40.327</b>	<b>247</b>			268	25	1:40.338	27.014	192	40.937	240	32.387	260	270
9	2:09.126	56.237	192	40.964	239	31.925	256		26	1:40.502	27.067	193	41.056	240	32.379	260	268
10	<b>1:38.669</b>	26.437	194	40.490	240	<b>31.742</b>	257	264	27	1:39.936	26.794	194	40.791	238	32.351	258	271
11	1:39.036	26.576	192	40.709	240	31.751	256	266	28	1:39.861	27.048	194	40.665	246	32.148	267	268
12	1:39.482	<b>26.226</b>	194	41.351	241	31.905	260	266	29	1:39.902	26.966	192	40.623	240	32.313	261	278
13	1:39.005	26.725	194	40.366	244	31.914	266	268	30	1:39.910	26.932	194	40.676	246	32.302	266	269
14	1:38.923	26.545	195	40.398	246	31.980	<b>267</b>	276	31	1:39.869	26.931	196	40.685	246	32.253	266	277
15	1:39.405	26.683	194	40.638	245	32.084	267	<b>279</b>	32	1:39.370	26.700	197	40.448	244	32.222	267	276
16	1:39.611	26.870	194	40.540	246	32.201	266	279	33	1:39.765	26.689	194	40.826	239	32.250	260	279
17	1:39.893	26.949	194	40.758	244	32.186	266	278	34	1:39.743	26.978	197	40.590	245	32.175	266	270

# DTM Lausitzring

Lausitzring, length 4570 m

23. - 25.08.2019

DTM



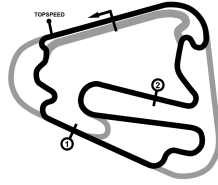
# DTM

DMSB-Reg.No.: 220/19

## Best Sector Times race 2

Pos.	sector 1			sector 2			sector 3			theoretical and best lap time				
	No	Driver	Time	No	Driver	Time	No	Driver	Time	No	Driver	theoretical	Best	Pos
1	25	Eng P.	26.144	53	Green J.	39.834	53	Green J.	31.541	53	Green J.	1:37.655	1:38.698	
2	51	Müller N.	26.168	51	Müller N.	39.935	33	Rast R.	31.664	51	Müller N.	1:37.804	1:37.941	
3	47	Eriksson J.	26.214	4	Frijns R.	39.995	25	Eng P.	31.673	25	Eng P.	1:37.851	1:37.897	
4	99	Rockenfeller M.	26.226	25	Eng P.	40.034	51	Müller N.	31.701	33	Rast R.	1:38.047	1:38.193	
5	53	Green J.	26.280	27	Aberdein J.	40.064	99	Rockenfeller M.	31.742	4	Frijns R.	1:38.171	1:38.359	
6	33	Rast R.	26.309	33	Rast R.	40.074	11	Wittmann M.	31.745	47	Eriksson J.	1:38.177	1:38.254	
7	4	Frijns R.	26.312	21	Fittipaldi P.	40.078	27	Aberdein J.	31.795	27	Aberdein J.	1:38.201	1:38.352	
8	27	Aberdein J.	26.342	47	Eriksson J.	40.083	21	Fittipaldi P.	31.858	99	Rockenfeller M.	1:38.295	1:38.669	
9	31	Van der Linde S.	26.350	28	Duval L.	40.160	4	Frijns R.	31.864	21	Fittipaldi P.	1:38.297	1:38.545	
10	21	Fittipaldi P.	26.361	11	Wittmann M.	40.213	47	Eriksson J.	31.880	11	Wittmann M.	1:38.428	1:38.763	
11	11	Wittmann M.	26.470	16	Glock T.	40.229	7	Spengler B.	31.890	28	Duval L.	1:38.550	1:39.124	
12	7	Spengler B.	26.482	23	Juncadella D.	40.265	3	Di Resta P.	31.892	7	Spengler B.	1:38.700	1:38.905	
13	28	Duval L.	26.489	99	Rockenfeller M.	40.327	28	Duval L.	31.901	31	Van der Linde S.	1:38.756	1:38.800	
14	3	Di Resta P.	26.533	7	Spengler B.	40.328	31	Van der Linde S.	31.942	3	Di Resta P.	1:38.861	1:39.215	
15	23	Juncadella D.	26.567	62	von Habsburg F.	40.413	16	Glock T.	32.062	16	Glock T.	1:38.863	1:39.080	
16	16	Glock T.	26.572	3	Di Resta P.	40.436	23	Juncadella D.	32.074	23	Juncadella D.	1:38.906	1:39.237	
17	62	von Habsburg F.	26.698	31	Van der Linde S.	40.464	62	von Habsburg F.	32.211	62	von Habsburg F.	1:39.322	1:39.498	
18	76	Dennis J.	27.570	76	Dennis J.	42.595	76	Dennis J.	32.737	76	Dennis J.	1:42.902	1:51.033	

**DTM Lausitzring**  
Lausitzring, length 4570 m  
23. - 25.08.2019



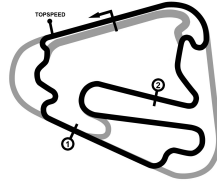
DTM

**Topspeed race 2, 25.08.2019**

**DMSB**-Reg.No.: 220/19

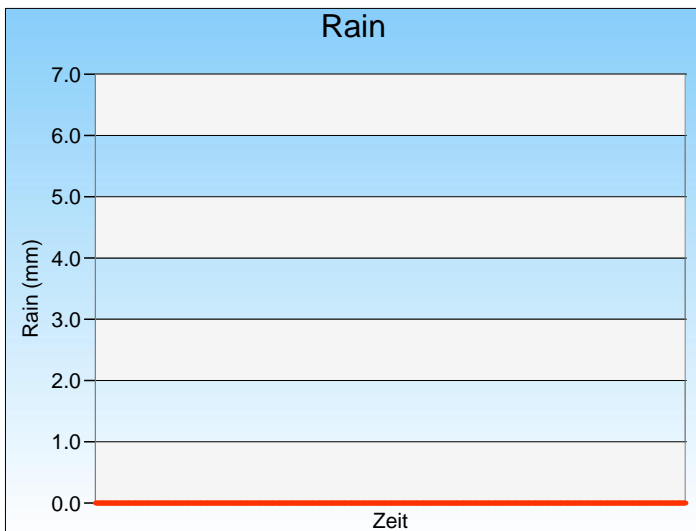
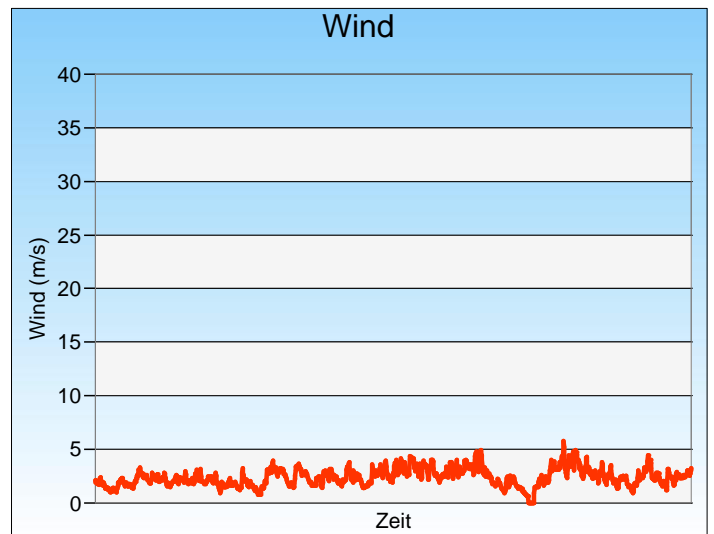
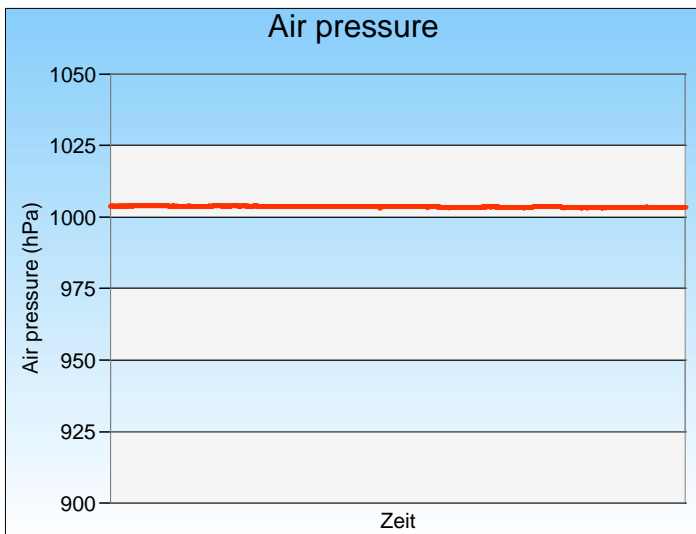
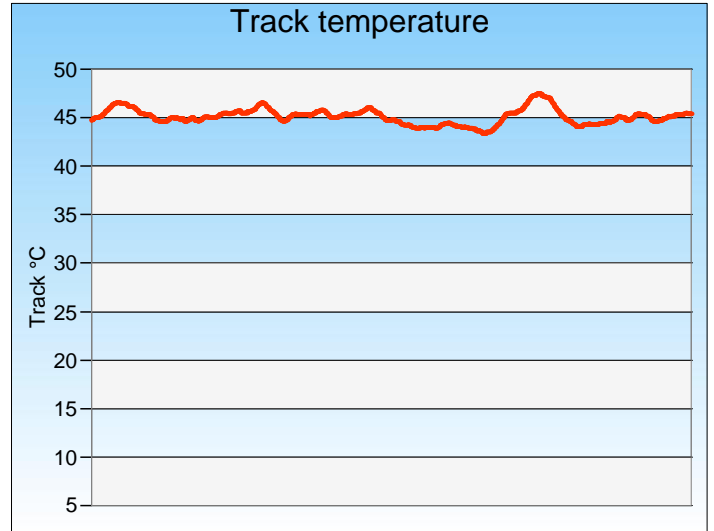
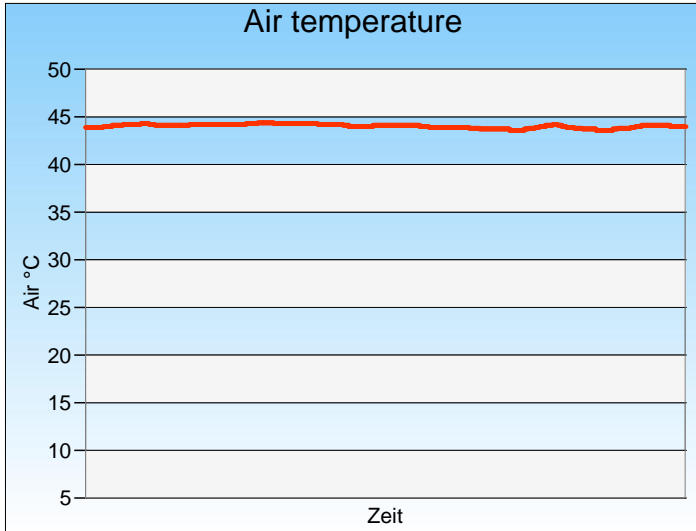
Car No.	Driver	Make	Speed km/h
4	Robin Frijns	Aral Ultimate Audi RS 5 DTM	281
53	Jamie Green	Hoffmann Group Audi RS 5 DTM	281
27	Jonathan Aberdein	WRT Audi RS 5 DTM	280
28	Loic Duval	MASCOT WORKWEAR Audi RS 5 DTM	280
99	Mike Rockenfeller	Akrapovic Audi RS 5 DTM	279
25	Philipp Eng	ZF BMW M4 DTM	279
31	Sheldon Van der Linde	Shell BMW M4 DTM	279
21	Pietro Fittipaldi	WRT Audi RS 5 DTM	279
11	Marco Wittmann	Schaeffler BMW M4 DTM	279
62	Ferdinand von Habsburg	Aston Martin Vantage DTM	279
47	Joel Eriksson	CATL BMW M4 DTM	278
16	Timo Glock	JIVS BMW M4 DTM	277
7	Bruno Spengler	BMW Bank M4 DTM	277
23	Daniel Juncadella	Aston Martin Vantage DTM	277
3	Paul Di Resta	Aston Martin Vantage DTM	276
51	Nico Müller	Castrol EDGE Audi RS 5 DTM	276
33	René Rast	Audi Sport RS 5 DTM	276
76	Jake Dennis	Aston Martin Vantage DTM	267






**Weather race 2**

25.08.2019, 13:30:00 - 14:25:00



Weather:



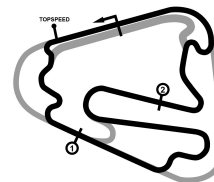
# DTM Lausitzring

Lausitzring, length 4570 m

23. - 25.08.2019

DTM

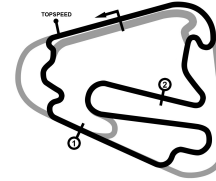
## Drivers Championship 2019



DMSB-Reg.No.: 220/19

POS	NAME / NATION	SUM	Hockenheim I 1	Hockenheim I 2	Zolder (B) 1	Zolder (B) 2	Misano (I) 1	Misano (I) 2	Norising 1	Norising 2	Assen (NL) 1	Assen (NL) 2	Brands Hatch (GB) 1	Brands Hatch (GB) 2	Lausitzring 1	Lausitzring 2	Nürburgring 1	Nürburgring 2	Hockenheim II 1	Hockenheim II 2
1	René Rast / DEU	234	(16.)	25 (1.)	+ 2 (1.)	25 + 2 (1.)	18 + 3 (2.)	15 + 3 (3.)	25 + 1 (1.)	6 + 3 (7.)	15 + 2 (3.)	10 + 3 (5.)	18 + 2 (2.)	25 + 3 (1.)	+ 3	25 (1.)				
2	Nico Müller / CHE	214	4 (8.)	18 (2.)	15 (3.)	4 (8.)	10 (5.)	25 (1.)	18 + 3 (2.)	4 + 2 (8.)	18 (2.)	15 (3.)	15 (3.)	18 (2.)	25 + 1 (1.)	18 + 1 (2.)				
3	Marco Wittmann / DEU	167	25 + 3 (1.)	4 + 2 (8.)	6 + 3 (7.)	(13.)	25 (1.)		4 (8.)	(16.)	25 + 3 (1.)	18 (2.)	25 + 3 (1.)	1 (10.)	12 (4.)	8 (6.)				
4	Philipp Eng / AUT	140	(14.)	12 + 3 (4.)	25 (1.)	18 + 1 (2.)	6 (7.)	18 (2.)	6 (7.)	10 (5.)	12 (4.)	(13.)	8 (6.)	10 (5.)	10 (5.)	1 (10.)				
5	Mike Rockenfeller / DEU	138	18 + 2 (2.)		10 (5.)	12 (4.)	8 (6.)	1 (10.)		15 (3.)	2 (9.)	25 + 1 (1.)	6 (7.)	8 (6.)	15 (3.)	15 (3.)				
6	Robin Frijns / NLD	121	15 (3.)	15 + 1 (3.)	(12.)			12 + 2 (4.)		12 (4.)		8 (6.)	12 (4.)	15 + 1 (3.)	18 (2.)	10 (5.)				
7	Loic Duval / FRA	101	10 (5.)		12 (4.)	(11.)	15 + 1 (3.)		12 (4.)	8 + 1 (6.)	4 + 1 (8.)	(11.)	10 + 1 (5.)	12 + 2 (4.)	8 (6.)	4 (8.)				
8	Bruno Spengler / CAN	79	6 (7.)	10 (5.)	1 + 1 (10.)	6 (7.)	12 (4.)	4 (8.)	10 + 2 (5.)	25 (1.)			(12.)		2 (9.)	(14.)				
9	Jamie Green / GBR	69	(12.)	2 (9.)	8 (6.)	15 (3.)			(11.)	18 (2.)	6 (7.)	2 (9.)	(11.)	(15.)	1 + 2 (10.)	12 + 3 (4.)				
10	Joel Eriksson / SWE	47	(13.)	1 (10.)	18 (2.)	1 (10.)		8 (6.)	15 (3.)						4 (8.)	(13.)				
11	Jonathan Aberdein / RSA	45	(15.)	(14.)		(12.)	4 + 2 (8.)	6 + 1 (7.)	(13.)	(14.)	8 (6.)	12 + 2 (4.)	2 (9.)	(13.)	(14.)	6 + 2 (7.)				
12	Sheldon Van der Linde / RSA	36	8 (6.)	(13.)	(11.)	10 + 3 (5.)	2 (9.)	2 (9.)			1 (10.)	(15.)	4 (8.)	6 (7.)	(16.)	(11.)				

**DTM Lausitzring**  
 Lausitzring, length 4570 m  
 23. - 25.08.2019



DTM

DMSB-Reg.No.: 220/19

**Drivers Championship 2019**

POS	NAME / NATION	SUM	Hockenheim I 1	Hockenheim I 2	Zolder (B) 1	Zolder (B) 2	Misano (I) 1	Misano (I) 2	Norising 1	Norising 2	Assen (NL) 1	Assen (NL) 2	Brands Hatch (GB) 1	Brands Hatch (GB) 2	Lausitzring 1	Lausitzring 2	Nürburgring 1	Nürburgring 2	Hockenheim II 1	Hockenheim II 2	
13	Timo Glock / DEU	33	12 (4.)	8 (6.)	(13.)	(14.)	1 (10.)			2 (9.)	10 (5.)	(14.)	(13.)	(12.)		(15.)					
14	Pietro Fittipaldi / BRA	22	1 (10.)	(15.)	(14.)	(9.)	2 (11.)	10 (5.)		(15.)	(11.)	1 (10.)		(16.)	6 (7.)	2 (9.)					
15	Daniel Juncadella / ESP	22	2 (9.)	(16.)			(12.)	(14.)	8 (6.)	1 (10.)		6 (7.)	1 (10.)	4 (8.)	(12.)	(12.)					
16	Paul Di Resta / GBR	15	+1	6 (7.)	4 (8.)		(15.)		(12.)		(14.)	4 (8.)	(14.)	(14.)	(13.)						
17	Jake Dennis / GBR	12	(11.)	(11.)		8 (6.)	(14.)	(13.)	2 (9.)	(12.)	(12.)			2 (9.)	(11.)						
18	Ferdinand von Habsburg / AUT	3		(12.)	2 (9.)		(13.)	(12.)	1 (10.)	(11.)	(13.)	(12.)	(15.)	(11.)	(15.)						

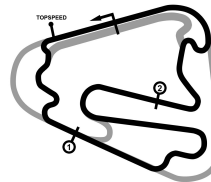
# DTM Lausitzring

Lausitzring, length 4570 m

23. - 25.08.2019

DTM

Team Championship 2019

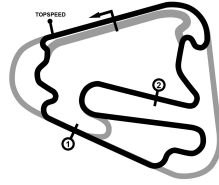


# DTM

DMSB-Reg.No.: 220/19

POS	TEAM	SUM	Hockenheim I 1	Hockenheim I 2	Zolder (B) 1	Zolder (B) 2	Misano (I) 1	Misano (I) 2	Norising 1	Norising 2	Assen (NL) 1	Assen (NL) 2	Brands Hatch (GB) 1	Brands Hatch (GB) 2	Lausitzring 1	Lausitzring 2	Nürburgring 1	Nürburgring 2	Hockenheim II 1	Hockenheim II 2	
1	Audi Sport Team Abt Sportsline	335	19	34	15	4	10	39	21	18	18	23	27	34	44	29					
2	Audi Sport Team Rosberg	313		27	10	42	21	28	26	27	23	15	20	28	6	40					
3	BMW Team RMG	246	34	16	11	6	37	4	16	25	28	18	28	1	14	8					
4	Audi Sport Team Phoenix	239	30		22	12	24	1	12	24	7	26	17	22	23	19					
5	BMW Team RMR	173	12	23	25	19	7	18	6	12	22		8	10	10	1					
6	BMW Team RBM	83	8	1	18	14	2	10	15		1		4	6	4						
7	WRT Team Audi Sport	57	1			2	6	7			8	15	2		6	10					
8	R-Motorsport 1	27	1	6	4	8			2			4		2							
9	R-Motorsport 2	25	2		2				9	1		6	1	4							

**DTM Lausitzring**  
 Lausitzring, length 4570 m  
 23. - 25.08.2019



DTM

**Brand Championship 2019**

**DMSB** -Reg.No.: 220/19

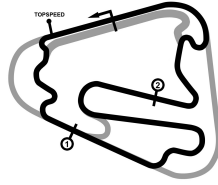
POS	NAME / NATION	SUM	Hockenheim I 1	Hockenheim I 2	Zolder (B) 1	Zolder (B) 2	Misano (I) 1	Misano (I) 2	Norising 1	Norising 2	Assen (NL) 1	Assen (NL) 2	Brands Hatch (GB) 1	Brands Hatch (GB) 2	Lausitzring 1	Lausitzring 2	Nürburgring 1	Nürburgring 2	Hockenheim II 1	Hockenheim II 2	
1	AUDI	858	49	61	47	58	57	68	59	59	50	68	58	76	72	76					
2	BMW	463	54	39	54	39	45	32	37	37	51	18	3	17	28	9					
3	Aston Martin	44	3	6	6				11	1		10	1	6							

# DTM Lausitzring

Lausitzring, length 4570 m

23. - 25.08.2019

DTM



# DTM

## Fastest Lap in race 2, 25.08.2019

DMSB-Reg.No.: 220/19

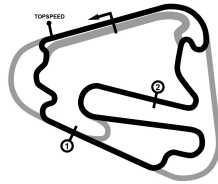
RG.	No.	Driver	Entrant	Time	IN.	DIFF	INT	KM/H	at
1	25	Eng P (AUT)	BMW Team RMR	1:37.897	10		00.044	168.054	13:50:30
2	51	Müller N (CHE)	Audi Sport Team Abt Sportsline	<u>1:37.941</u>	10	00.044	00.252	167.979	13:50:28
3	33	Rast R (DEU)	Audi Sport Team Rosberg	1:38.193	2	00.296	00.061	167.548	13:36:38
4	47	Eriksson J (SWE)	BMW Team RBM	1:38.254	27	00.357	00.098	167.444	14:19:26
5	27	Aberdein J (RSA)	WRT Team Audi Sport	1:38.352	12	00.455	00.007	167.277	13:53:46
6	4	Frijns R (NLD)	Audi Sport Team Abt Sportsline	1:38.359	15	00.462	00.186	167.265	13:58:44
7	21	Fittipaldi P (BRA)	WRT Team Audi Sport	1:38.545	2	00.648	00.124	166.949	13:36:40
8	99	Rockenfeller M (DEU)	Audi Sport Team Phoenix	1:38.669	10	00.772	00.029	166.739	13:50:27
9	53	Green J (GBR)	Audi Sport Team Rosberg	1:38.698	2	00.801	00.065	166.690	13:36:37
10	11	Wittmann M (DEU)	BMW Team RMG	1:38.763	20	00.866	00.037	166.581	14:07:09
11	31	Van der Linde S (RSA)	BMW Team RBM	1:38.800	21	00.903	00.105	166.518	14:08:55
12	7	Spengler B (CAN)	BMW Team RMG	<u>1:38.905</u>	9	01.008	00.175	166.341	13:48:57
13	16	Glock T (DEU)	BMW Team RMR	1:39.080	4	01.183	00.044	166.048	13:40:06
14	28	Duval L (FRA)	Audi Sport Team Phoenix	1:39.124	4	01.227	00.091	165.974	13:40:00
15	3	Di Resta P (GBR)	R-Motorsport 1	1:39.215	19	01.318	00.022	165.822	14:05:39
16	23	Juncadella D (ESP)	R-Motorsport 2	1:39.237	27	01.340	00.261	165.785	14:19:02
17	62	von Habsburg F (AUT)	R-Motorsport 2	<u>1:39.498</u>	3	01.601	11.535	165.350	13:38:28
18	76	Dennis J (GBR)	R-Motorsport 1	1:51.033	1	13.136		148.172	13:35:07

# DTM Lausitzring

Lausitzring, length 4570 m

23. - 25.08.2019

DTM



# DTM

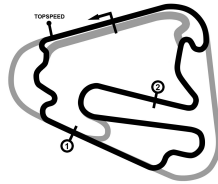
## Stint Analysis race 2, 25.08.2019

DMSB-Reg.No.: 220/19

POS	NO	DRIVER	STINT 1			STINT 2			STINT 3			STINT 4		
			LAPS	TIME	KM/H	LAPS	TIME	KM/H	LAPS	TIME	KM/H	LAPS	TIME	KM/H
1.	33	Rast René	12	19:57.077	164.922	22	37:02.305	162.869						
2.	51	Müller Nico	8	13:27.033	163.086	26	43:37.536	163.418						
3.	99	Rockenfeller Mike	8	13:23.838	163.734	26	43:44.497	162.984						
4.	53	Green Jamie	17	28:18.046	164.709	17	28:50.954	161.578						
5.	4	Frijns Robin	12	19:59.565	164.580	22	37:11.158	162.222						
6.	11	Wittmann Marco	17	28:25.922	163.949	17	28:46.442	162.000						
7.	27	Aberdein Jonathan	10	16:41.823	164.221	24	40:31.311	162.401						
8.	28	Duval Loic	18	30:04.294	164.128	16	27:09.159	161.575						
9.	21	Fittipaldi Pietro	11	18:23.392	164.014	23	38:57.120	161.907						
10.	25	Eng Philipp	8	13:28.937	162.702	26	43:53.550	162.424						
11.	31	Van der Linde Sheldon	18	30:11.448	163.480	16	27:11.502	161.343						
12.	23	Juncadella Daniel	20	33:39.058	162.967	14	23:44.401	161.702						
13.	47	Eriksson Joel	10	16:49.446	162.980	14	23:54.736	160.537	10	16:58.596	161.516			
14.	7	Spengler Bruno	7	11:52.904	161.542	15	25:38.503	160.403	12	20:22.586	161.481			
15.	16	Glock Timo	15	25:15.917	162.793	7	12:11.784	157.374	3	5:44.514	143.263			
16.	3	Di Resta Paul	17	28:34.116	163.165	3	5:30.388	149.388						
17.	62	von Habsburg Ferdinand	8	13:33.514	161.787									
18.	76	Dennis Jake												



**DTM Lausitzring**  
 Lausitzring, length 4570 m  
 23. - 25.08.2019



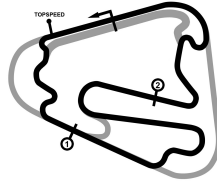
**DTM**

**Pitstop (Chronology) race 2, 25.08.2019**

**DMSB**-Reg.No.: 220/19

Car	Driver	Entrant	at Lap	Time	duration	Sum
7	Spengler Bruno	BMW Team RMG	7	13:45:01	40.577	40.577
99	Rockenfeller Mike	Audi Sport Team Phoenix	8	13:46:32	40.895	40.895
51	Müller Nico	Audi Sport Team Abt Sportsline	8	13:46:35	40.714	40.714
25	Eng Philipp	BMW Team RMR	8	13:46:37	40.332	40.332
27	Aberdein Jonathan	WRT Team Audi Sport	10	13:49:50	40.410	40.410
47	Eriksson Joel	BMW Team RBM	10	13:49:57	40.439	40.439
21	Fittipaldi Pietro	WRT Team Audi Sport	11	13:51:31	42.836	42.836
33	Rast René	Audi Sport Team Rosberg	12	13:53:05	40.981	40.981
4	Frijns Robin	Audi Sport Team Abt Sportsline	12	13:53:08	40.846	40.846
16	Glock Timo	BMW Team RMR	15	13:58:24	40.375	40.375
53	Green Jamie	Audi Sport Team Rosberg	17	14:01:26	42.669	42.669
11	Wittmann Marco	BMW Team RMG	17	14:01:34	40.537	40.537
3	Di Resta Paul	R-Motorsport 1	17	14:01:42	42.125	42.125
28	Duval Loic	Audi Sport Team Phoenix	18	14:03:12	45.986	45.986
31	Van der Linde Sheldon	BMW Team RBM	18	14:03:19	40.526	40.526
23	Juncadella Daniel	R-Motorsport 2	20	14:06:47	41.779	41.779
16	Glock Timo	BMW Team RMR	22	14:10:36	41.570	1:21.945
7	Spengler Bruno	BMW Team RMG	22	14:10:39	40.894	1:21.471
47	Eriksson Joel	BMW Team RBM	24	14:13:52	41.115	1:21.554

**DTM Lausitzring**  
Lausitzring, length 4570 m  
23. - 25.08.2019



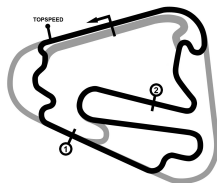
**DTM**

**Pitstops race 2, 25.08.2019**

**DMSB**-Reg.No.: 220/19

Pos	Car	Driver	Entrant	at Lap	Time	Duration
1	25	Eng Philipp	BMW Team RMR	8	13:46:37	40.332
2	16	Glock Timo	BMW Team RMR	15	13:58:24	40.375
3	27	Aberdein Jonathan	WRT Team Audi Sport	10	13:49:50	40.410
4	47	Eriksson Joel	BMW Team RBM	10	13:49:57	40.439
5	31	Van der Linde Sheldon	BMW Team RBM	18	14:03:19	40.526
6	11	Wittmann Marco	BMW Team RMG	17	14:01:34	40.537
7	7	Spengler Bruno	BMW Team RMG	7	13:45:01	40.577
8	51	Müller Nico	Audi Sport Team Abt Sportsline	8	13:46:35	40.714
9	4	Frijns Robin	Audi Sport Team Abt Sportsline	12	13:53:08	40.846
10	99	Rockenfeller Mike	Audi Sport Team Phoenix	8	13:46:32	40.895
11	33	Rast René	Audi Sport Team Rosberg	12	13:53:05	40.981
12	23	Juncadella Daniel	R-Motorsport 2	20	14:06:47	41.779
13	3	Di Resta Paul	R-Motorsport 1	17	14:01:42	42.125
14	53	Green Jamie	Audi Sport Team Rosberg	17	14:01:26	42.669
15	21	Fittipaldi Pietro	WRT Team Audi Sport	11	13:51:31	42.836
16	28	Duval Loic	Audi Sport Team Phoenix	18	14:03:12	45.986

**DTM Lausitzring**  
 Lausitzring, length 4570 m  
 23. - 25.08.2019

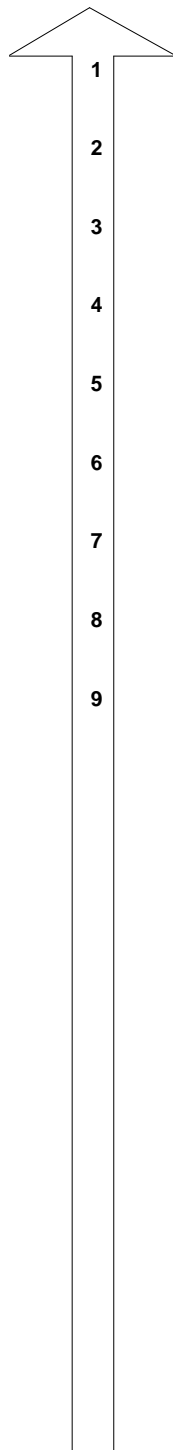


**DTM**

**Starting grid race 2**  
**green flag lap at time: 13:30:00**

**DMSB** -Reg.No.: 220/19

<b>27 Jonathan Aberdein</b> WRT Audi RS 5 DTM	1:35.498
<b>33 René Rast</b> Audi Sport RS 5 DTM	1:35.609
<b>11 Marco Wittmann</b> Schaeffler BMW M4 DTM	1:35.647
<b>21 Pietro Fittipaldi</b> WRT Audi RS 5 DTM	1:35.747
<b>99 Mike Rockenfeller</b> Akrapovic Audi RS 5 DTM	1:35.891
<b>47 Joel Eriksson</b> CATL BMW M4 DTM	1:36.035
<b>3 Paul Di Resta</b> Aston Martin Vantage DTM	1:36.555
<b>62 Ferdinand von Habsburg</b> Aston Martin Vantage DTM	1:37.112
<b>25 Philipp Eng</b> ZF BMW M4 DTM	



<b>53 Jamie Green</b> Hoffmann Group Audi RS 5 DTM	1:35.397
<b>51 Nico Müller</b> Castrol EDGE Audi RS 5 DTM	1:35.548
<b>4 Robin Frijns</b> Aral Ultimate Audi RS 5 DTM	1:35.628
<b>28 Loic Duval</b> MASCOT WORKWEAR Audi RS 5 DTM	1:35.677
<b>16 Timo Glock</b> JIVS BMW M4 DTM	1:35.843
<b>31 Sheldon Van der Lind</b> Shell BMW M4 DTM	1:35.907
<b>7 Bruno Spengler</b> BMW Bank M4 DTM	1:36.327
<b>76 Jake Dennis</b> Aston Martin Vantage DTM	1:36.667
<b>23 Daniel Juncadella</b> Aston Martin Vantage DTM	1:37.130